

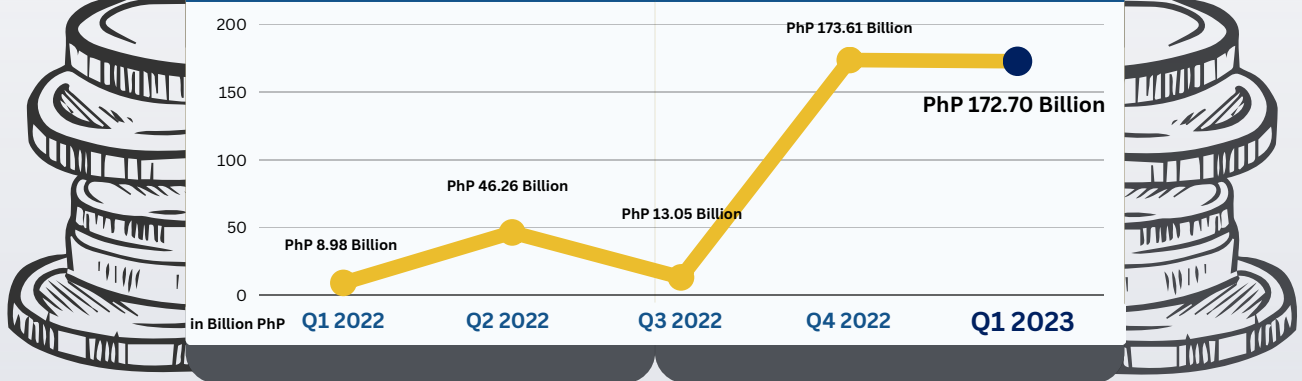
APPROVED FOREIGN INVESTMENTS FIRST QUARTER 2023



as of May 2023

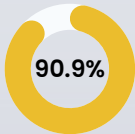
Control No.: MAS04-IG-05162023

First Quarter 2022 to First Quarter 2023



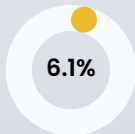
TOP 3 INDUSTRIES TO RECEIVE THE HIGHEST SHARE OF APPROVED FOREIGN INVESTMENTS

Electricity, gas, steam and air conditioning supply



PhP 156.96 Billion

Manufacturing



PhP 10.49 Billion

Administrative and support service activities



PhP 3.59 Billion

TOP 3 COUNTRIES WITH HIGHEST SHARE OF APPROVED FOREIGN INVESTMENTS



Germany

PhP 156.96 Billion

90.9%



Japan

PhP 3.82 Billion

2.2%



Netherlands

PhP 2.65 Billion

1.5%

TOP 3 REGIONS TO RECEIVE THE HIGHEST SHARE OF APPROVED FOREIGN INVESTMENTS

Central Luzon

PhP 3.28 Billion

1.9%

CALABARZON

PhP 47.47 Billion

27.5%

Western Visayas

PhP 117.38 Billion

68.0%

EMPLOYMENT FROM APPROVED PROJECTS OF FOREIGN INVESTORS



**19,412
Employment**

76.3%

OF THE TOTAL
EMPLOYMENT FROM
TOTAL APPROVED
INVESTMENTS

Details may not add up to 100% due to rounding
Graphics sourced from: Canva.com



APPROVED INVESTMENTS FIRST QUARTER 2023




as of May 2023

Control No.: MAS04-IG-05162023

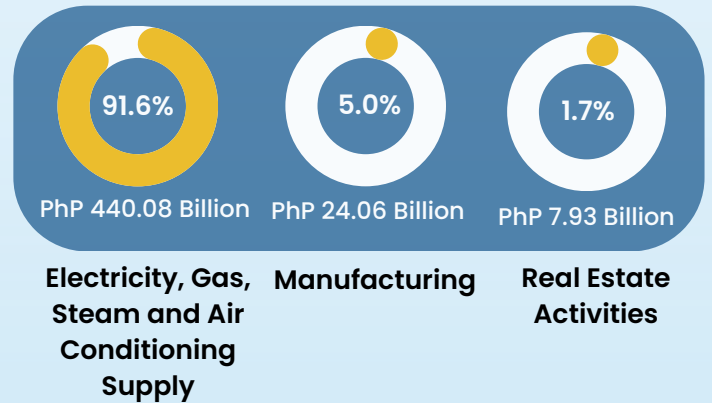
First Quarter 2022 to First Quarter 2023



APPROVED INVESTMENTS IN ICT



TOP 3 INDUSTRIES TO RECEIVE THE HIGHEST SHARE OF APPROVED INVESTMENTS




EMPLOYMENT FROM APPROVED PROJECTS OF FOREIGN AND FILIPINO INVESTORS



25,453
Employment

TOP 3 REGIONS TO RECEIVE THE HIGHEST SHARE OF APPROVED INVESTMENTS



Details may not add up to 100% due to rounding
Graphics sourced from: Canva.com

