

2023 ECONOMIC PERFORMANCE OF CARAGA

Gross Regional Domestic Product
At Constant 2018 Prices

4.9%

Caraga's economy continues to grow with a rate of 4.9% in 2023.



PER CAPITA GDP

(an estimated average contribution of each person or individual to the economy of Caraga)



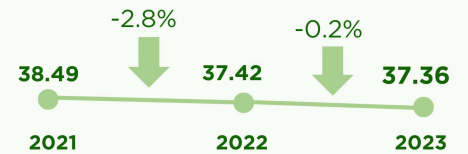

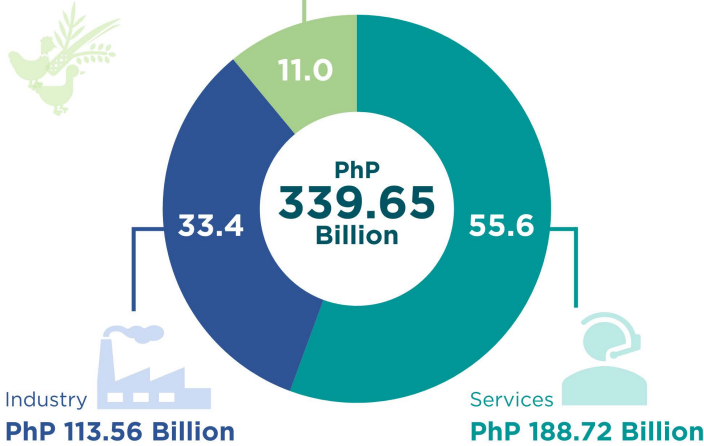
Php 119,691

The region's Per Capita GDP increased by 3.9% in 2023, from Php 115,247 in 2022.

SHARE OF MAJOR INDUSTRIES (In Percent)

GROSS VALUE ADDED OF MAJOR INDUSTRIES (in Billion Pesos, 2021 to 2023)

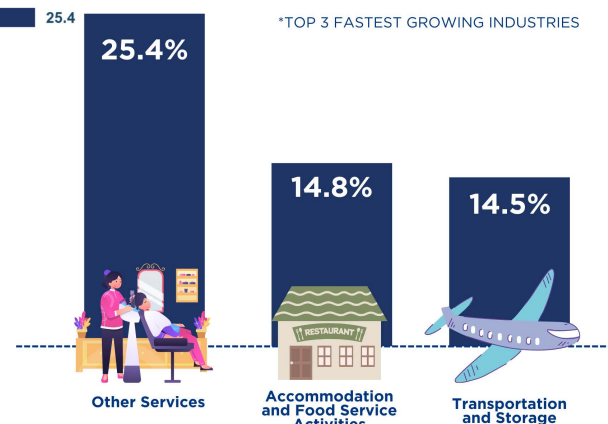
Agriculture, Forestry, and Fishing
Php 37.36 Billion



GROWTH RATES BY INDUSTRY (In Percent)



*TOP 3 FASTEST GROWING INDUSTRIES



Source: Philippine Statistics Authority