



REPUBLIC OF THE PHILIPPINES  
**PHILIPPINE STATISTICS AUTHORITY**  
**Province of Dinagat Islands**

## QUICKSTAT( October 2024)


Date of Release: **October 31, 2024**

Reference No.: **QS-2024-010**


Indicator	Reference Period and Data		
	2022	2021	2020
<b>GEOGRAPHY</b>			
Number of cities	-	-	-
Number of municipalities	7	7	7
Number of barangays by municipality	100	100	100
Basilisa	27	27	27
Cagdianao	14	14	14
Dinagat	12	12	12
Libjo	16	16	16
Loreto	10	10	10
San Jose	12	12	12
Tubajon	9	9	9





TOTAL POPULATION, NUMBER OF HOUSEHOLDS	2020	2015	2010
Province of Dinagat Islands			
Total Population	128,117	127,152	126,803
Basilisa	36,911	36,880	33,880
Cagdianao	18,350	16,808	15,047
Dinagat	10,621	10,632	12,786
Libjo	18,051	17,760	17,567
Loreto	9,690	9,309	8,920
San Jose	26,375	27,487	31,035
Tubajon	8,119	8,276	7,568



VITAL STATISTICS ***	Jul-24	Aug-24	Sep-24
Province of Dinagat Islands			
REGISTERED BIRTHS	253	196	181
Basilisa	5	4	7
Cagdianao	12	11	9
Dinagat	53	55	58
Libjo	49	31	35
Loreto	121	86	55
San Jose	7	4	14
Tubajon	6	5	3



Indicator	Reference Period and Data		
	Jul-24	Aug-24	Sep-24
<b>REGISTERED MARRIAGES</b>	<b>28</b>	<b>5</b>	<b>18</b>
Basilisa	2	2	1
Cagdianao	8	1	2
Dinagat	3	-	3
Libjo	3	-	1
Loreto	-	-	1
San Jose	10	1	9
Tubajon	2	1	1
			
<b>REGISTERED DEATHS</b>	<b>78</b>	<b>53</b>	<b>58</b>
Basilisa	10	7	8
Cagdianao	9	7	5
Dinagat	25	13	16
Libjo	15	10	4
Loreto	8	7	12
San Jose	11	9	12
Tubajon	2	3	1
			
<b>RICE AND CORN STOCK SURVEY (HOUSEHOLD)</b>	<b>Jul-24</b>	<b>Aug-24</b>	<b>Sep-24</b>
Rice (MT)	625.34	457.69	523.73
Corn (MT)	8.05	7.07	6.95
<b>RICE AND CORN STOCK SURVEY (COMMERCIAL)</b>	<b>Jul-24</b>	<b>Aug-24</b>	<b>Sep-24</b>
Rice (MT)	355.32	370.15	331.49
Corn (MT)	0.52	1.48	2.12
<b>Weekly Consumer Price Index (CPI)</b>	<b>Jul-24</b>	<b>Aug-24</b>	<b>Sep-24</b>
<b>Week 1</b>			
LPG FOR COOKING, GASUL, 11 KG	1,250.00	1,250.00	1,250.00
LPG FOR COOKING, SOLANE, 11 KG	1,360.00	1,365.00	1,370.00
DIESEL, 1 L	65.00	66.00	64.00
GASOLINE, PREMIUM, 1 L	68.00	70.00	67.00
GASOLINE, UNLEADED, 1 L	67.00	69.00	66.00
<b>Week 2</b>			
LPG FOR COOKING, GASUL, 11 KG	1,250.00	1,250.00	1,260.00
LPG FOR COOKING, SOLANE, 11 KG	1,365.00	1,365.00	1,370.00
DIESEL, 1 L	66.00	66.00	64.00
GASOLINE, PREMIUM, 1 L	70.00	70.00	67.00
GASOLINE, UNLEADED, 1 L	69.00	69.00	66.00
<b>Week 3</b>			
LPG FOR COOKING, GASUL, 11 KG	1,260.00	1,250.00	1,260.00
LPG FOR COOKING, SOLANE, 11 KG	1,365.00	1,370.00	1,375.00
DIESEL, 1 L	66.00	64.00	64.00
GASOLINE, PREMIUM, 1 L	70.00	67.00	67.00
GASOLINE, UNLEADED, 1 L	69.00	66.00	66.00
<b>Week 4</b>			
LPG FOR COOKING, GASUL, 11 KG	1,250.00	1,250.00	1,270.00
LPG FOR COOKING, SOLANE, 11 KG	1,365.00	1,370.00	1,375.00

Indicator	Reference Period and Data		
DIESEL, 1 L	66.00	64.00	64.00
GASOLINE, PREMIUM, 1 L	70.00	67.00	67.00
GASOLINE, UNLEADED, 1 L	69.00	66.00	66.00

**PRICE INDICES (Source: CPI, PDI)**

Consumer Price Index (2018=100)

Inflation Rate

Purchasing Power of the Peso



**Jul-24**

**Aug-24**

**Sep-24**

136.90

137.50

136.80

4.40

3.50

2.30

0.73

0.73

0.73

\*-Preliminary data

\*\* -Based from The Philippine Statistics Authority NDR Result

\*\*\* -Based on Raw data Files/Reports submitted monthly (Preliminary)

Compiled by:

PHILIPPINE STATISTICS AUTHORITY  
 Provincial Statistics Office-Dinagat Islands  
 2nd Floor, Cotanda Bldg, Santa Cruz, San Jose,  
 Province of Dinagat Islands, Philippines  
 Email Address: [dinagatislands@psa.gov.ph](mailto:dinagatislands@psa.gov.ph)  
 web: [psa.gov.ph](http://psa.gov.ph)