

## 2022 COMMUNITY-BASED MONITORING SYSTEM (CBMS)

Highlights for the Municipality of Nasipit, Agusan del Norte

Reference date: as of 01 July 2022

**37,362**  
TOTAL POPULATION



**9,212**  
NUMBER OF HOUSEHOLDS

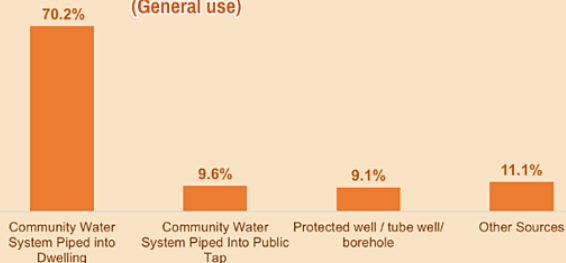
**4** AVERAGE  
HOUSEHOLD  
SIZE



### BASIC SERVICES

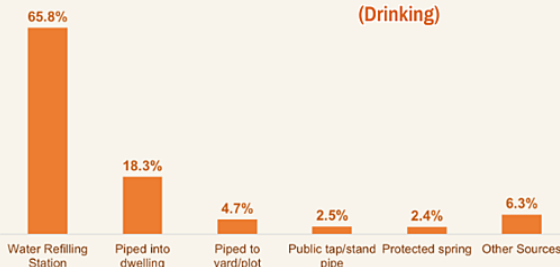
#### MAIN SOURCE OF WATER (General use)

(General use)

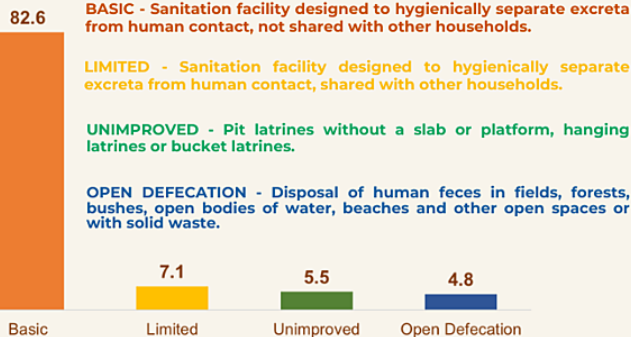


#### MAIN SOURCE OF WATER (Drinking)

(Drinking)



#### SERVICE LEVEL OF TOILET FACILITY



#### SAFETY

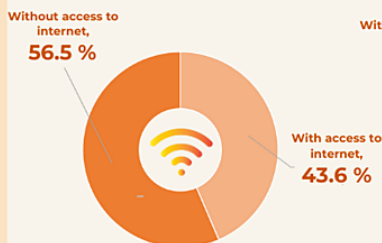
##### Household's Perception on Safety when Walking Alone in the Community



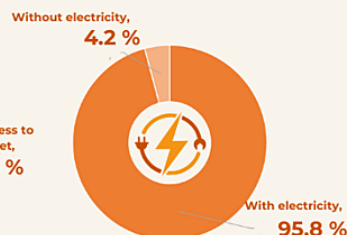
#### HOUSEHOLD FOOD SECURITY



#### ACCESS TO INTERNET



#### ACCESS TO ELECTRICITY



CBMS measures the household's level of food insecurity to aid Local Government Units in crafting programs and plans that addresses the concern. Questions have varying levels to which the household experiences it from 01 July 2021 to 30 June 2022, provided that it is mainly due to lack of money or other resources.