

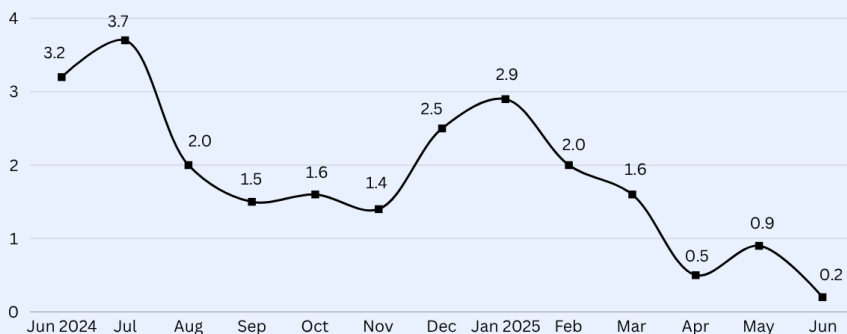
# SURIGAO DEL NORTE

## INFLATION RATE FOR ALL INCOME HOUSEHOLDS, JUNE 2025 (2018=100)

**Inflation Rate** is equivalent to a decline in the purchasing power of the peso. It is the change in Consumer Price Index (CPI) over a specific period of time (usually a month or a year). The 2018=100 means the base year or base period at which the index is set to 100.



Release Date: 21 July 2025  
Reference Number: IG2025-010



### Headline Inflation Rates in Surigao del Norte, All Items (2018=100)

Inflation Rate increased to  
**0.2%**  
compared to May 2025

#### HEADLINE INFLATION

Main Drivers to the Downward Trend of the Headline Inflation



FOOD AND NON-ALCOHOLIC  
BEVERAGES

**-2.0 -1.1**

Jun 2025 May 2025

% Share to Downtrend **52.9**





HOUSING, WATER, ELECTRICITY,  
GAS AND OTHER FUELS

**2.5 4.5**

Jun 2025 May 2025

% Share to Uptrend **47.1**

Main Contributors to the Headline Inflation



Only the Housing, water, electricity, gas and other fuels have a decreasing trend in the inflation among the top three commodities.



Consumer  
Price Index

**127.6**




Purchasing  
Power of Peso

**0.78**


#### FOOD INFLATION

Main Drivers to the Downward Trend of the Headline  
Food Inflation



Food Index decreased to -2.7% in June 2025 from -1.6% in May 2025.

Main Contributors to the Food Inflation



Source: SDN - Summary Inflation Report Consumer Price Index, PSA Special Release with Reference Number 2025-006

