


INLAND FISHERIES SITUATION REPORT

October to December 2024^p

Release Date: 14 May 2025

Reference Number: 2025-004

VOLUME OF PRODUCTION

46.03 
(in metric tons)

A -71.8 PERCENT LOWER THAN THE 163.37 METRIC TONS RECORDED IN THE FOURTH QUARTER OF 2023.











VALUE OF PRODUCTION

4,491.77 
(in thousand pesos)











A -78.0 PERCENT LOWER THAN THE 20,443.53 THOUSAND RECORDED IN THE FOURTH QUARTER OF 2023.

TOP 5 SPECIES IN TERMS OF VOLUME AND VALUE OF PRODUCTION

VOLUME OF PRODUCTION

KIND/SPECIES	(in metric tons)	percent change (2024 ^p /2023)
 Tilapia	20.87	-56.6 % 
 Freshwater Goby (Biya)	9.96	-78.5 % 
 Mudfish (Dalag)	5.93	-13.4 % 
 Carp	2.82	-72.6 % 
 Catfish (Hito)	2.71	-38.6 % 

VALUE OF PRODUCTION

KIND/SPECIES	(in thousand pesos)	percent change (2024 ^p /2023)
 Tilapia	2,141.14	-67.3 % 
 Freshwater Goby (Biya)	613.80	-86.4 % 
 Mudfish (Dalag)	592.11	-40.0 % 
 Carp	360.84	-70.8 % 
 Catfish (Hito)	252.05	-63.5 % 

Source: Philippine Statistics Authority (PSA), Quarterly Fisheries Survey (openstat.psa.gov.ph)

p - Preliminary

