

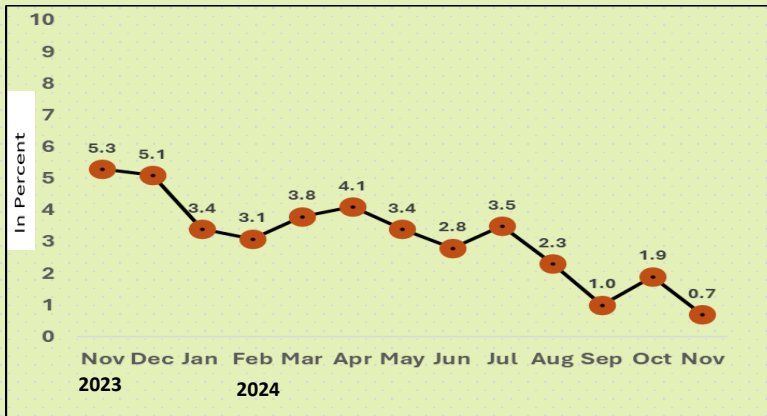


Date of Issue: December 16, 2024


Infographics Series: 24R16003 –13

Summary Inflation Report Consumer Price Index in Agusan del Sur (2018=100): November 2024

Headline Inflation Rates for All Income Households in Agusan del Sur, All Items, In Percent (2018=100)



Inflation Rate (IR) Rate of change in the average price level as measured by the CPI between two periods



Major Contributor to Deceleration of the November 2024 Inflation

1 HOUSING, WATER, ELECTRICITY, GAS AND OTHER FUELS

INFLATION

November	2024	-3.2
October	2024	2.9
% SHARE TO THE DOWNTREND		70.0

ELECTRICITY



November	2024	-15.8
October	2024	13.9

2 FOOD AND NON-ALCOHOLIC BEVERAGES

INFLATION

November	2024	2.5
October	2024	3.3
% SHARE TO THE DOWNTREND		27.2

CEREALS AND CEREALS PRODUCTS

November	2024	4.1
October	2024	6.6



Year-on-year change of average CPI for November 2024 vs. 2023




126.0

November 2023
125.1

October 2024
126.5

signifies a **26.0 percentage point** increase in the average retail prices of commodities compared to a base year (2018=100)

PURCHASING POWER OF PESO (PPP)



shows how much the peso in the base period is worth in the current period

“One peso in 2018 is worth 79 centavos in November 2024”

