

## 2022 COMMUNITY-BASED MONITORING SYSTEM (CBMS)

Highlights for the Municipality of Carmen, Agusan del Norte

Reference date: as of 01 July 2022

**21,583**

TOTAL POPULATION



**5,479**

RESPONDING HOUSEHOLDS



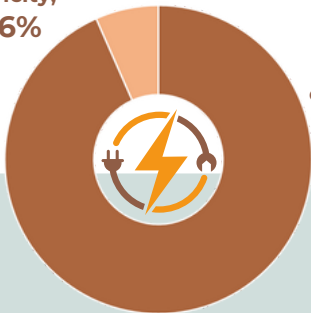
**4**

AVERAGE HOUSEHOLD SIZE



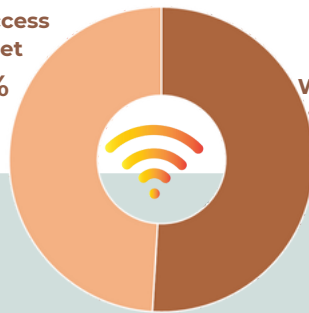
### BASIC SERVICES

Without electricity, 6.6%



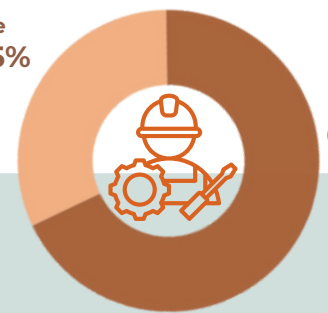
ACCESS TO ELECTRICITY

Without access to internet 49.0%



ACCESS TO INTERNET

Female 30.5%



LABOR FORCE PARTICIPATION RATE

Male 65.3%

### MAIN SOURCE OF WATER (General Use)

33.8%

22.1%

21.8%

22.4%

Protected Well/Tube well/Borehole

Community Water System Piped into Dwelling

Public Tap

Other Sources

### MAIN SOURCE OF WATER (Drinking)

50.3%

9.8%

9.4%

7.5%

7.1%

15.8%

Water Refilling

Tubed well/Borehole

Bottled Water

Piped into Dwelling

Protected Spring

Other Sources

### HOUSEHOLD FOOD SECURITY

33.2%

5.4%

3.9%

3.5%

Worried not have enough food to eat

Had to skip a meal

Hungry but did not eat

Went without eating for a whole day