

SPECIAL RELEASE

Women and Men in Caraga

(Based on the latest gender statistics as of March 2023)

Date of Release: March 27, 2023

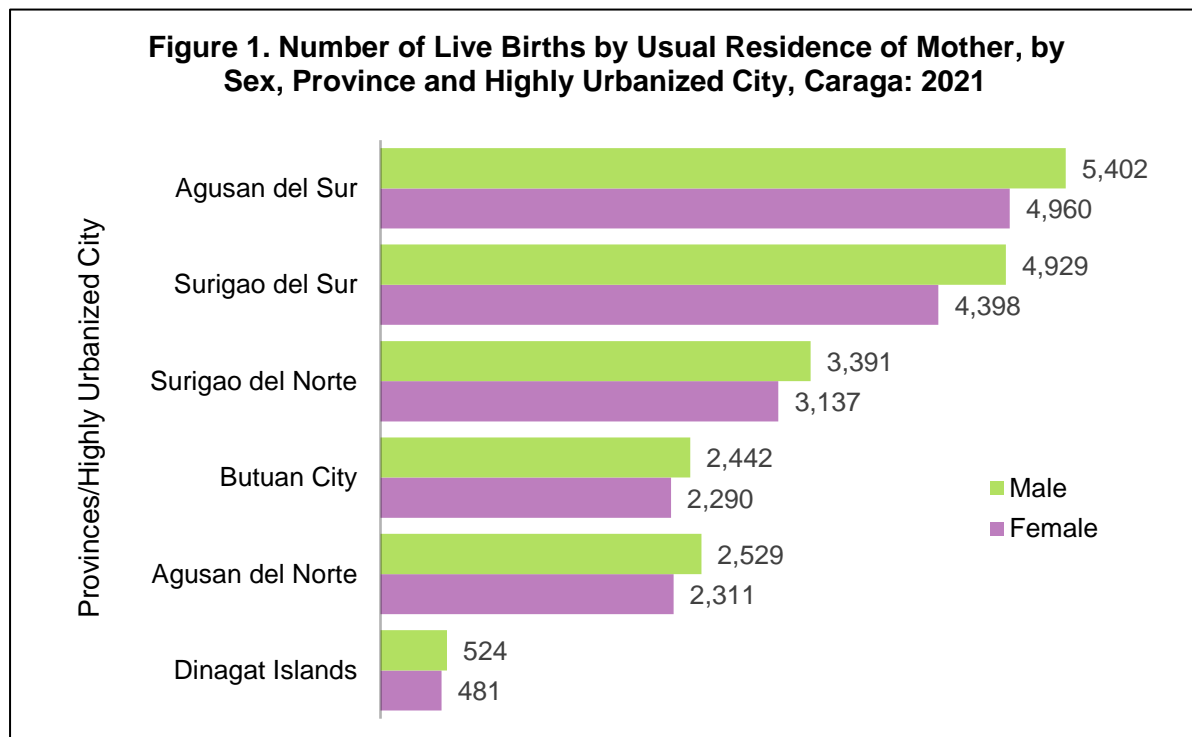
Reference No. 2023 - 004

VITAL STATISTICS

More male births registered than females

In 2021, a total of 36,108 live births were registered in the region. More males (18,873 or 52.3%) were registered than females (17,235 or 47.7%). This resulted to a sex ratio at birth of 109 males per 100 females.

Among the provinces in the region, the province of Agusan del Sur recorded the highest number of registered live births with 5,058 males and 4,618 females, followed by Surigao del Sur with 4,929 males and 4,398 females. The province of Dinagat Islands had the least number of registered live births with 524 males and 481 females. (Figure 1 and Table 1)

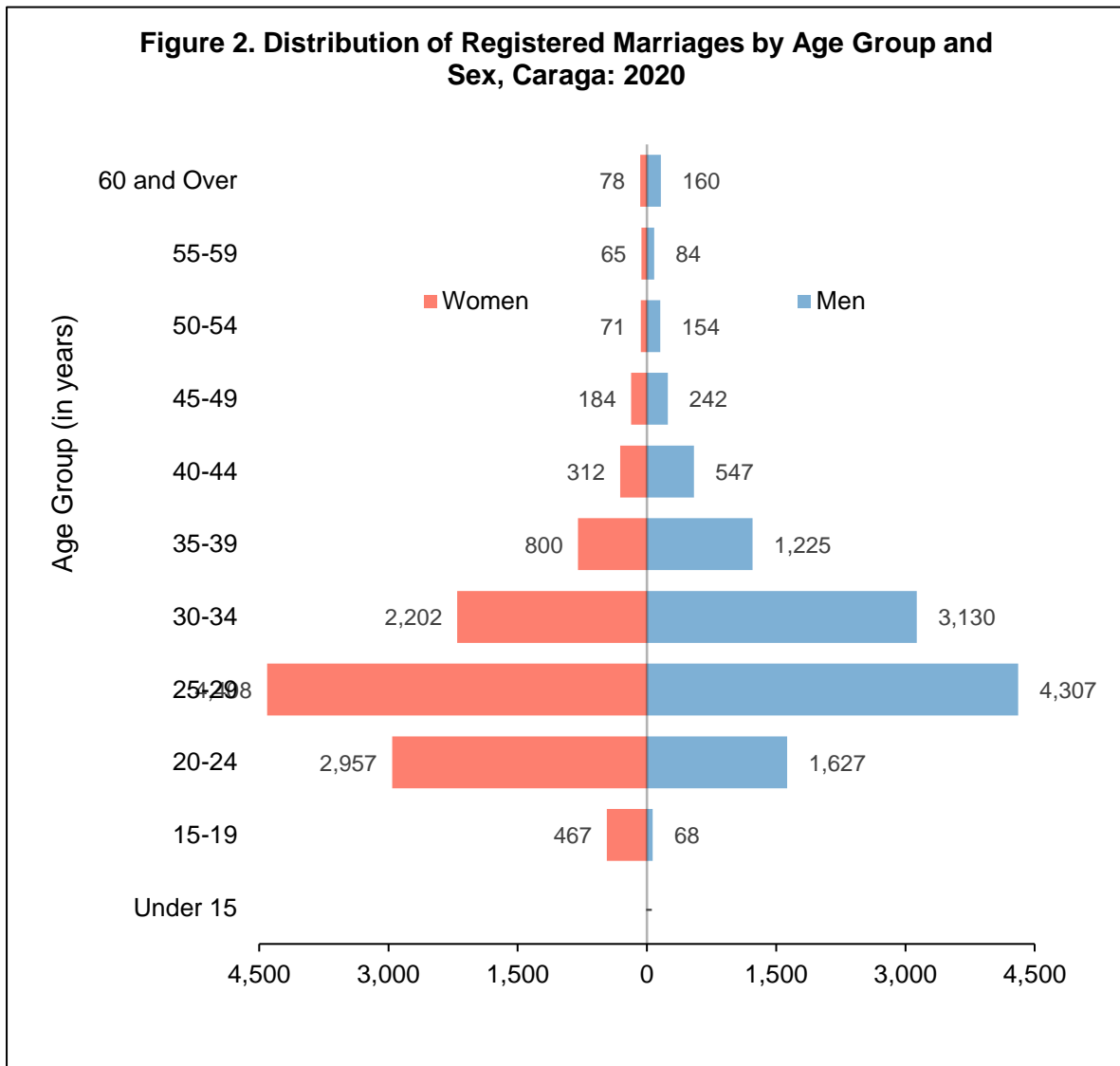


Source: Vital Statistics Division, Civil Registration Service, Philippine Statistics Authority



Highest number of men and women in Caraga married between ages 25-29 years old

The number of marriages in Caraga reached 11,544 in 2021. Among age groups, highest number of men and women married between ages 25 to 29 years old. Of which men and women comprised 37.3 percent and 38.2 percent, respectively, of the total number of recorded marriages. (Figure 2 and Table 2)

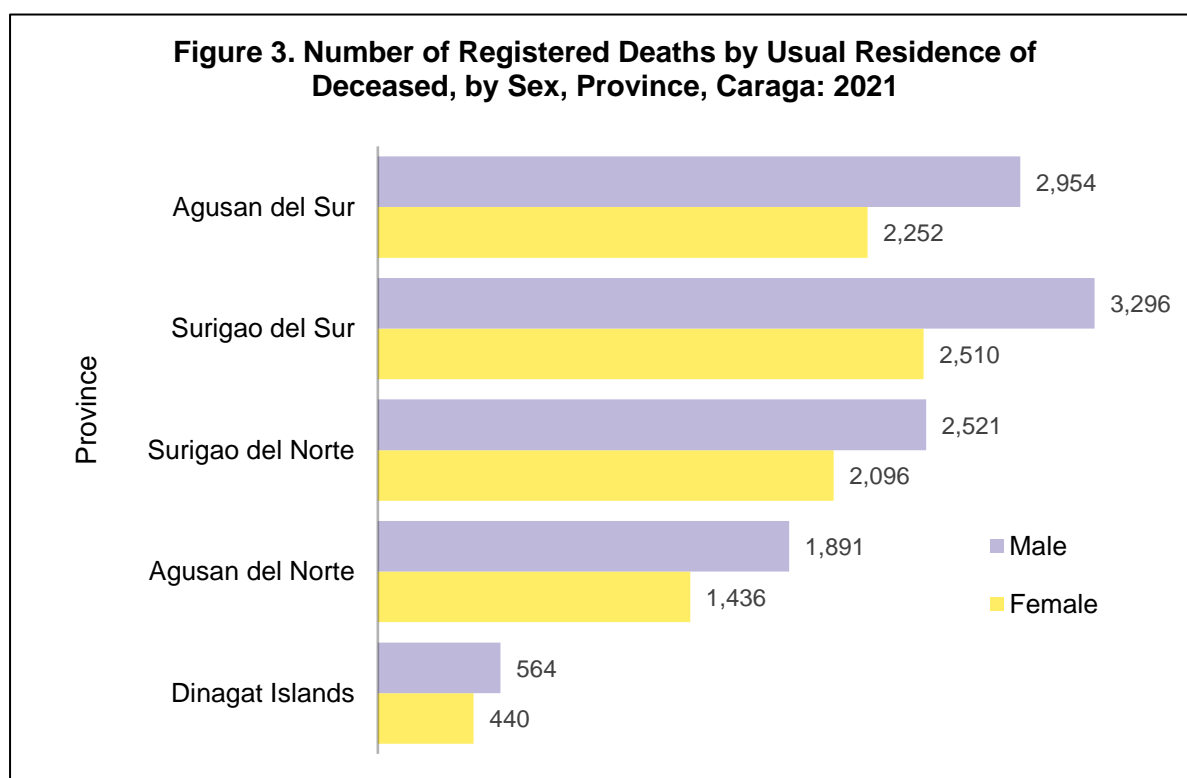


Source: Vital Statistics Division, Civil Registration Service, Philippine Statistics Authority

More male deaths than female deaths registered

The reported deaths in Caraga reached 19,960 in 2021. The number of deaths in males (11,226) was higher than deaths in females (8,734) in 2021. This translates in a sex ratio of 128, which means that there were 128 male deaths for every 100 female deaths.

The top two provinces in the region in terms of the number of deaths were Surigao del Sur at 5,806 or 29.1 percent of the total number of deaths, and Agusan del Sur at 5,206 or 26.1 percent. On the other hand, Dinagat Islands recorded the least number of deaths (1,004 or 5.0%). (Figure 3 and Table 3)

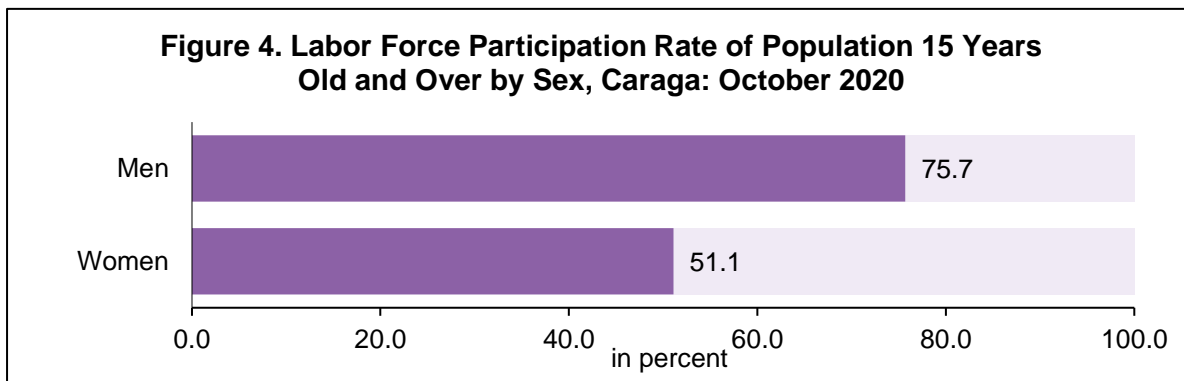


Source: Vital Statistics Division, Civil Registration Service, Philippine Statistics Authority

WORK

Women are less likely to participate in the labor force than men

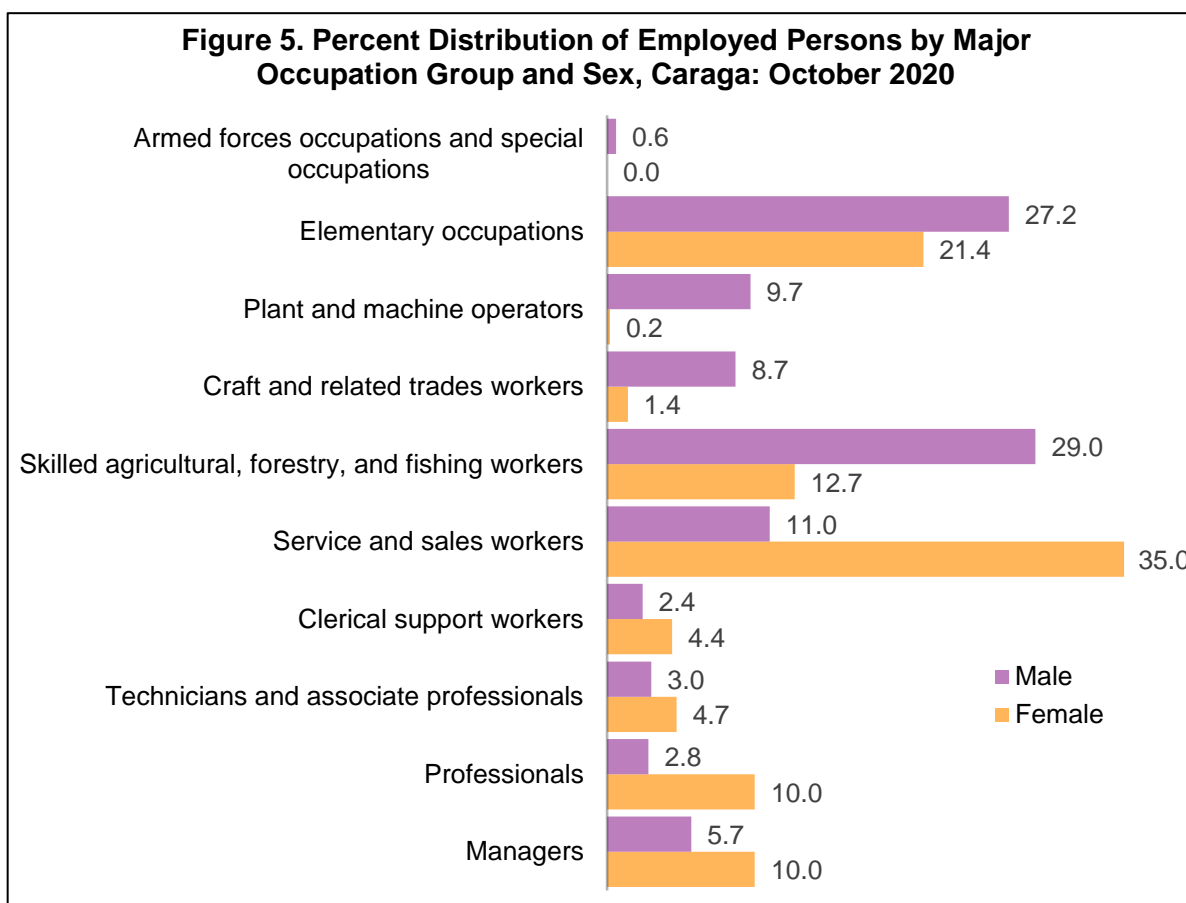
Less than half (38.7%) of all women in the region aged 15 years and over were either employed or unemployed in October 2020. This means that about one in two (51.1%) women aged 15 years and over were in the labor force. This was lower compared with men's labor force participation rate of 75.7 percent, which means that around three in four men aged 15 years and over were either employed or unemployed. (Figure 4 and Table 4)



Source: Labor Force Survey, Philippine Statistics Authority

Service and sales workers comprise the largest occupation group among employed women

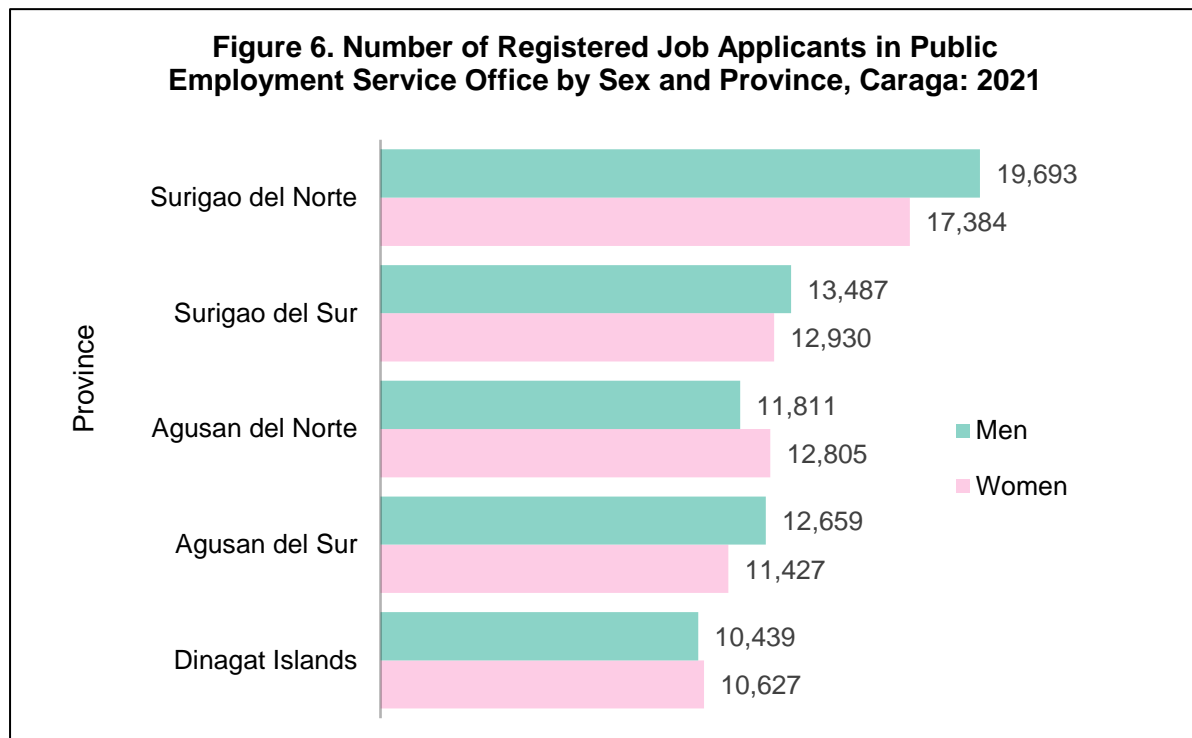
Among the major occupation groups, employed women in service and sales workers comprised the largest group with 35.0 percent of the total employed women in October 2020. On the other hand, employed men in skilled agricultural, forestry, and fishing workers accounted for the largest group with 29.0 percent of the total employed men. (Figure 5 and Table 5)



Source: Labor Force Survey, Philippine Statistics Authority

More men job applicants than women

In 2021, there were more men job applicants (68,089) compared to women job applicants (65,173) in Public Employment Service Office of the Department of Labor and Employment in the region. Among the provinces, Surigao del Norte posted the highest number of job applicants. (Figure 6 and Table 6)



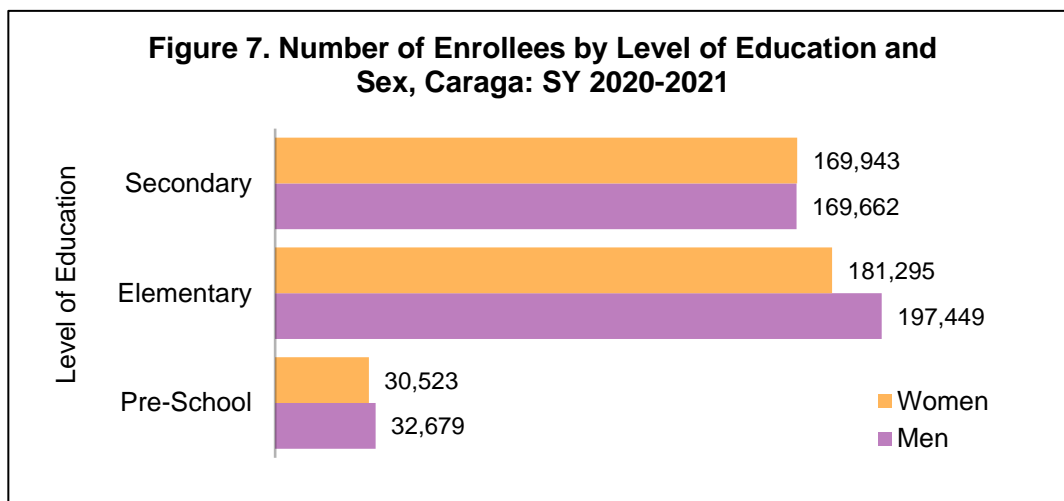
Source: Department of Labor and Employment, Caraga

EDUCATION

Higher number of male enrollees than female enrollees

For the school year 2020 - 2021, a total of 399,790 enrollees in all levels of education (pre-school, elementary, and secondary). Of this total, male enrollees accounted for 51.2 percent (399,790) while female enrollees comprised 48.8 percent (381,761).

It can be observed that male enrollees in the pre-school and elementary levels of education were greater in number, as compared to that of the female enrollees. On the other hand, there were more female enrollees (169,943) in secondary education than the male enrollees (169,662). (Figure 7 and Table 7)

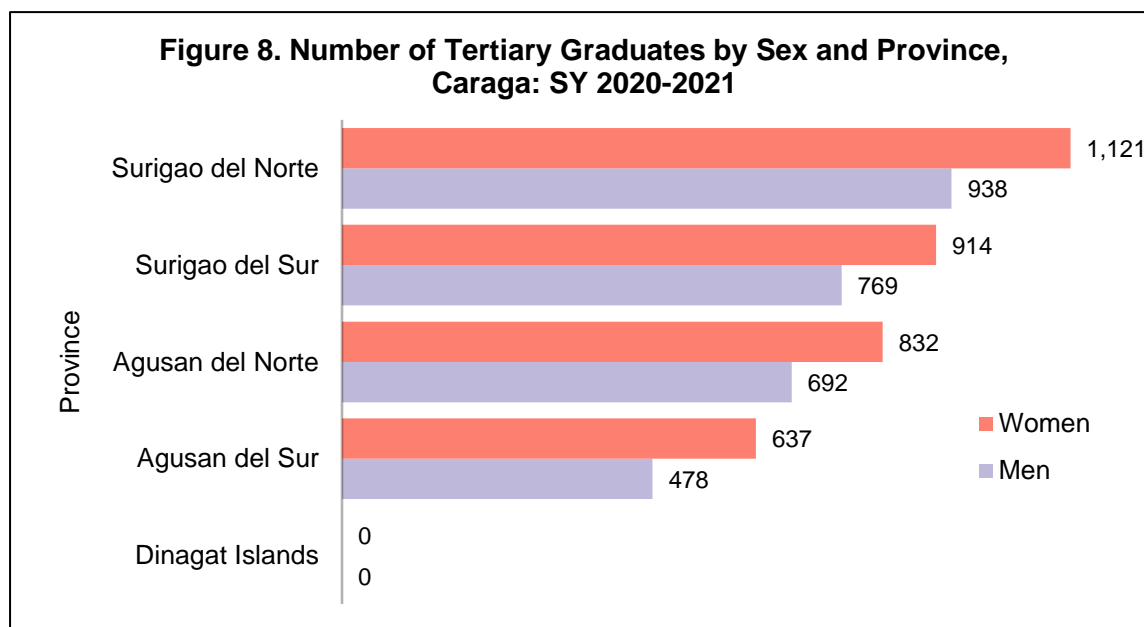


Source: Department of Education, Caraga

More women tertiary graduates than men in all provinces

For the school year 2020 - 2021, there was a total of 6,381 graduates in the region. Of this figure, there were 3,504 women graduates which was higher by 627 than men graduates (2,877).

Among the provinces, Surigao del Norte had the highest number of tertiary graduates for school year 2020-2021, followed by Surigao del Sur, both of which had more women graduates compared with that of men graduates. (Figure 8 and Table 8)



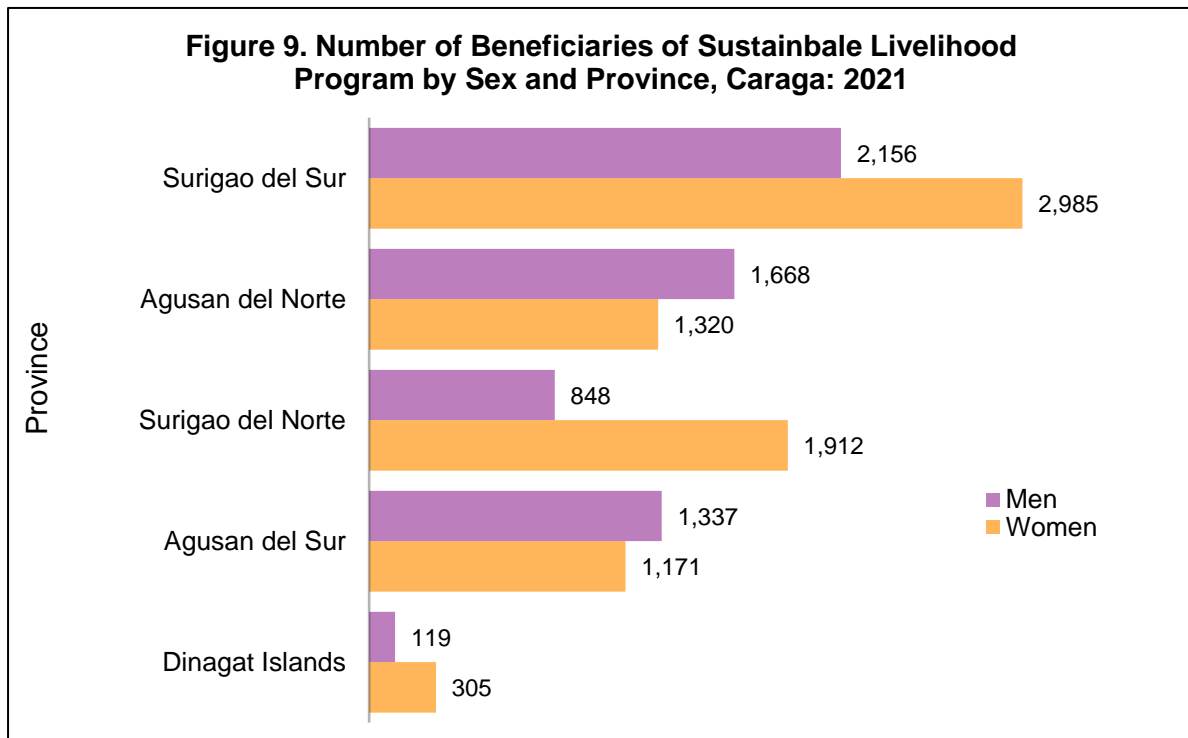
Source: Commission on Higher Education, Caraga

SOCIAL WELFARE

More than half of the SLP beneficiaries are women

There was a total of 13,821 beneficiaries of the Sustainable Livelihood Program (SLP) in 2021. Of this figure, 7,693 (55.7%) were women while 6,128 (44.3%) were men.

Among the provinces in the region, Surigao del Sur had the greatest number of beneficiaries, followed by Agusan del Norte with 2,988 beneficiaries. (Figure 9 and Table 9)



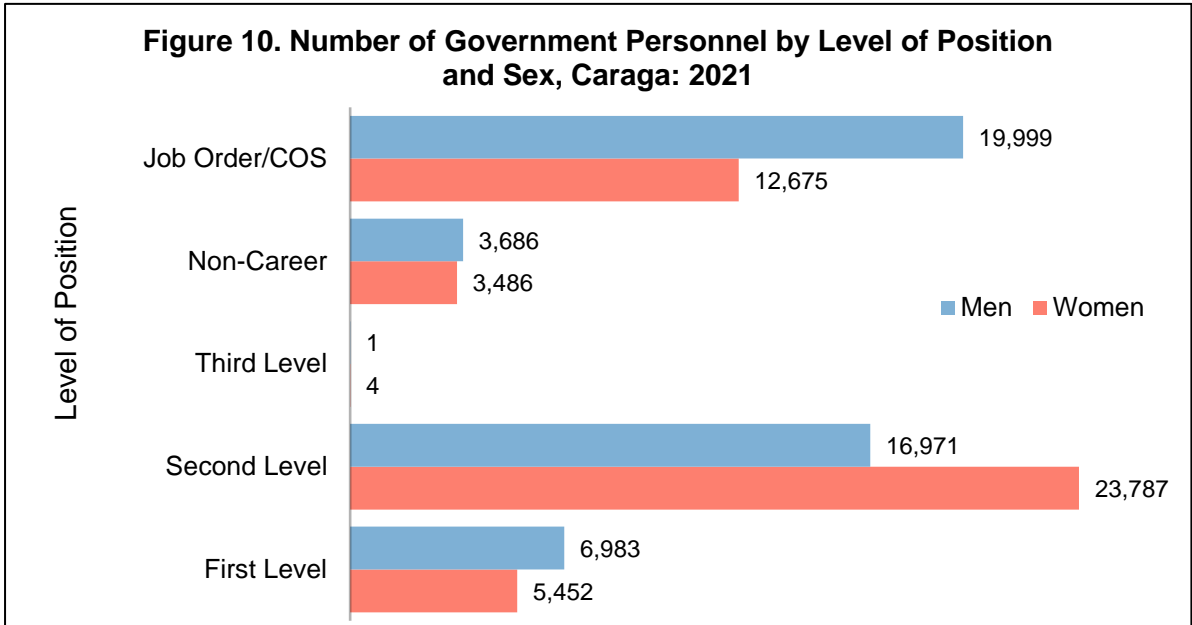
Source: Department of Social Welfare and Development, Caraga

PUBLIC LIFE

More than half of the government personnel are men

In 2021, there was a total of 93,044 government personnel in Caraga. Of this, 48.8 percent (45,404) were women while 51.2 percent (47,640) were men.

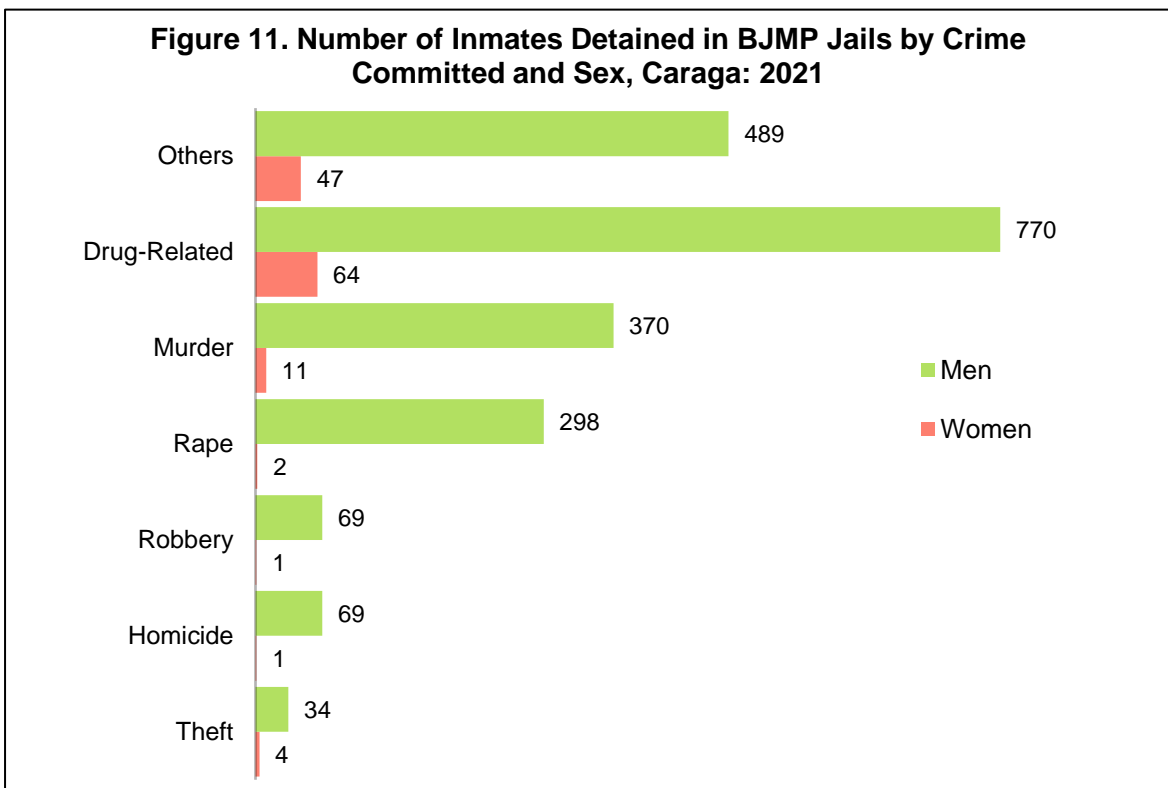
Of the total number of government employees, 57.2 percent (53,198) were holding career positions (first level, second level, and third level). The remaining 35.1 percent (32,674) were a variety of positions such as Job Order, Contract of Service (COS), Persons with Disability, or Indigenous People. (Figure 10 and Table 10)



Source: Civil Service Commission, Caraga

PEACE AND HUMAN RIGHTS

In 2021, there was a total number of 2,229 detained inmates. Of the total, 2,099 (94.2%) were men while 130 (5.83%) were women. (Figure 11 and Table 11)



Source: Bureau of Jail Management and Penology, Caraga

STATISTICAL TABLES

Table 1. Number of Live Births by Usual Residence of Mother by Sex and Province and Highly Urbanized City, Caraga: 2021

Region/Province	Female	Male	Total
Caraga	17,235	18,873	36,108
Agusan del Norte (<i>excluding Butuan City</i>)	2,311	2,529	4,840
Butuan City	2,290	2,442	4,732
Agusan del Sur	4,618	5,058	9,676
Dinagat Islands	481	524	1,005
Surigao del Norte	3,137	3,391	6,528
Surigao del Sur	4,398	4,929	9,327

Source: Vital Statistics Division, Civil Registration Service, Philippine Statistics Authority

Table 2. Distribution of Registered Marriages by Age Group and Sex, Caraga: 2021

Region/Age-Group	Female	Male
Caraga		
Under 15	0	0
15-19	467	68
20-24	2,957	1,627
25-29	4,408	4,307
30-34	2,202	3,130
35-39	800	1,225
40-44	312	547
45-49	184	242
50-54	71	154
55-59	65	84
60 and over	78	160

Source: Vital Statistics Division, Civil Registration Service, Philippine Statistics Authority

Table 3. Number and Percent Distribution of Registered Deaths by Usual Place of Residence by Sex, Caraga: 2021

Region/Province	Female	Male	Total
Caraga	8,734	11,226	19,960
Agusan del Norte (<i>excluding Butuan City</i>)	1,436	1,891	3,327
Agusan del Sur	2,252	2,954	5,206
Dinagat Islands	440	564	1,004
Surigao del Norte	2,096	2,521	4,617
Surigao del Sur	2,510	3,296	5,806

Source: Vital Statistics Division, Civil Registration Service, Philippine Statistics Authority

Table 4. Employment Indicators: Women and Men Aged 15 Years Old and Over, Caraga: October 2020

Employment Indicators	Women	Men
Labor Force Participation Rate (%)	51.1	75.7
Employment Rate (%)	90.3	93.7
Unemployment Rate (%)	9.7	6.3
Total Population 15 Years Old and Over ('000)	873	935
In the Labor Force ('000)	446	708
Not in the Labor Force ('000)	427	227

Source: Labor Force Survey, Philippine Statistics Authority

Table 5. Percent Distribution of Employed Persons by Major Occupation Group and Sex, Caraga: October 2020

Major Industry Group	Women	Men
Total	100.0	100.0
Managers	10.0	5.7
Professionals	10.3	2.8
Technicians and associate professionals	4.7	3.0
Clerical support workers	4.4	2.4
Service and sales workers	35.0	11.0
Skilled agricultural, forestry, and fishing workers	12.7	29.0
Craft and related trades workers	1.4	8.7
Plant and machine operators	0.2	9.7
Elementary occupations	21.4	27.2
Armed forces occupations and special occupations	0.0	0.6

Notes: 0.0 less than 0.05 percent

0.0 does not imply absence of observation for the indicator, instead it implies very low observation
Details may not add up to totals due to rounding.

Source: Labor Force Survey, Philippine Statistics Authority

Table 6. Number of Registered Job Applicants in Public Employment Service Office by Sex and Province, Caraga: 2021

Region/Province	Women	Men	Total
Caraga	65,173	68,089	133,262
Agusan del Norte	12,805	11,811	24,616
Agusan del Sur	11,427	12,659	24,086
Surigao del Norte	17,384	19,693	37,077
Surigao del Sur	12,930	13,487	26,417
Dinagat Islands	10,627	10,439	21,066

Source: Department of Labor and Employment, Caraga

Table 7. Number of Enrollees by Level of Education and Sex, Caraga: SY 2020-2021

Level of Education	Male	Female	Total
Total	399,790	381,761	781,551
Pre-School	32,679	30,523	63,302
Elementary	197,449	181,295	378,744
Secondary	169,662	169,943	339,605

Source: Department of Education, Caraga

Table 8. Number of Tertiary Graduates by Sex and Province and City, Caraga: School Year 2020-2021

Region/Province/City	Women	Men	Total
Caraga	3,504	2,877	6,381
Agusan del Norte¹	832	692	1,524
Butuan City	566	531	1,097
Cabadbaran City	182	117	299
Agusan del Sur²	637	478	1,115
Bayugan City	127	66	193
Surigao del Norte³	1,121	938	2,059
Surigao City	858	701	1,559
Surigao del Sur⁴	914	769	1,683
Bislig City	212	173	385
Tandag City	326	275	601
Dinagat Islands	-	-	-

Note: "-" means zero (0)

¹Including Butuan City and Cabadbaran City

²Including Bayugan City

³Including Surigao City

⁴Including Bislig City and Tandag City

Source: Commission on Higher Education, Caraga

Table 9. Number of Beneficiaries of Sustainable Livelihood Program by Sex and Province, Caraga: 2019

Region/Province	Women	Men	Total
Caraga	7,693	6,128	13,821
Agusan del Norte	1,320	1,668	2,988
Agusan del Sur	1,170	1,337	2,508
Dinagat Islands	305	119	424
Surigao del Norte	1,912	848	2,760
Surigao del Sur	2,985	2,156	5,141

Source: Department of Social Welfare and Development, Caraga

Table 10. Number of Government Personnel by Level of Position and Sex, Caraga: 2021

Level of Position	Women	Men	Total
Total	45,404	47,640	93,044
First Level	5,452	6,983	12,435
Second Level	23,787	16,971	40,758
Third Level	4	1	5
Non-Career	3,486	3,686	7,172
Job Order/Contract of Service/Persons with Disability/Indigenous Peoples	12,675	19,999	32,674

Source: Civil Service Commission, Caraga

Table 11. Number of Inmates Detained in BJMP Jails by Type of Crime Committed and Sex, Caraga: 2021

Type of Crime Committed	Women	Men	Total
Caraga	130	2,099	2,229
Rape	2	298	300
Murder	11	370	381
Homicide	1	69	70
Drug-Related	64	770	834
Theft	4	34	38
Robbery	1	69	70
Others	47	489	536

Source: Philippine National Police, Caraga

TECHNICAL NOTES

Definition of Terms

Death - refers to the permanent disappearance of all evidence of life at any time after live birth has taken place (postnatal cessation of vital function without capability of resuscitation).

Employed - include all persons 15 years old and over as of their last birthday and during the basic survey reference period are reported as either: a) At work. Those who do any work even for one hour during the reference period for pay or profit, or work without pay on the farm or business enterprise operated by a member of the same household related by blood, marriage, or adoption; OR b) With a job but not at work. Those who have a job or business but are not at work because of temporary illness/injury, vacation, or other reasons. Likewise, persons who expect to report for work or to start operation of a farm or business enterprise within two weeks from the date of the enumerator's visit, are considered employed.

Labor Force (Persons in the Labor Force) - the population 15 years old and over whether employed or unemployed who contribute to the production of goods and services in the country.

Labor Force Participation Rate - proportion in percent of the total number of persons in the labor force to the total population 15 years old and over.

Live Birth - a complete expulsion or extraction from its mother of a product of conception, irrespective of the duration of the pregnancy, which after such separation, breathes or shows any other evidence of life, such as beating of the heart, pulsation of the umbilical cord, or definite movement of voluntary muscles, whether or not the umbilical cord has been cut or the placenta is attached; each product of such a birth is considered liveborn.

Population - total number of individuals in a territory at a specified time. It covers both nationals and aliens, native and foreign-born persons, internees, refugees and any other group physically present within the borders of a country at a specified time. In assembling national demographic statistics for publication, the basic aim has been to obtain data for the physically present (or "de facto") population rather than for the legally established resident (or "de jure") inhabitants.

Rape - a type of sexual assault usually involving sexual intercourse or other forms of sexual penetration carried out against a person without that person's consent. The act may be carried out by physical force, coercion, abuse of authority, or against a person who is incapable of giving valid consent, such as one who is unconscious, incapacitated, has an intellectual disability or is below the legal age of consent.

Sex Ratio - the ratio between males and females in a population expressed in number of males per 100 females.

Approved by:


ROSALINDA C. APURA, D.M.

Regional Director, PSA-RSSO XIII

Telephone number: (085) 225-5219 / Telefax No. : (085) 815 – 4935

Email address: rssocaraga @psa.gov.ph