



SPECIAL RELEASE

Marriage Registration Statistics, Caraga: January – October 2021

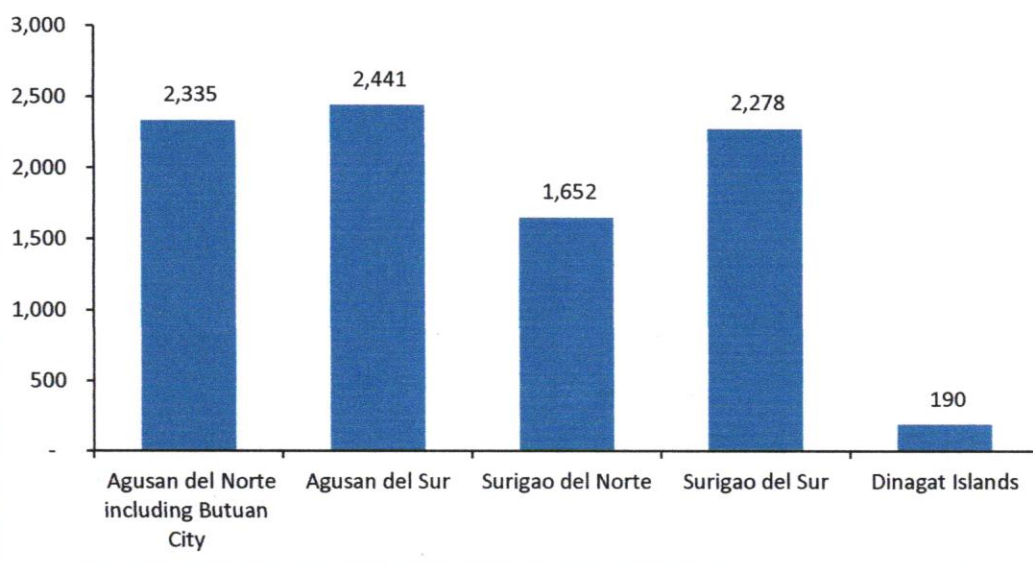
Date of Release: February 15, 2022

Reference No. 2022-003

Caraga's total registered marriages reached 8,896 for the period January – October 2021. Among the 5 provinces, Agusan del Sur had the highest number of registered marriages with 2,441 or 27.44%. It was followed by the province of Agusan del Norte including Butuan City with combined share of 2,335 or 26.25% and Surigao del Sur with 2,278 or 25.61%.

On the other hand, the two remaining provinces which garnered the least number of marriage registration for the said period were Surigao del Norte with 1,652 or 18.57% and Dinagat Islands with 190 or 2.13% (Figure 1).

**Figure 1. Number of Registered Marriages by Province, Caraga:
January - October 2021**



Source: Philippine Statistics Authority, Vital Statistics Division – Preliminary Result as of 31 December 2021



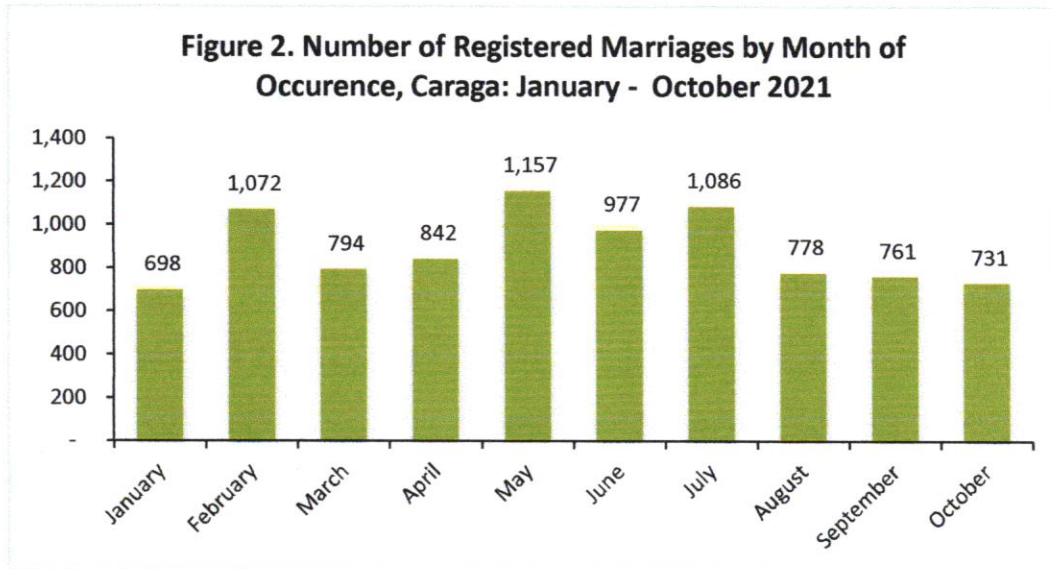
Management System
ISO 9001:2015
www.tuv.com
ID: 9108040991



Freeman Building, J. C. Aquino Ave., Butuan City 8600

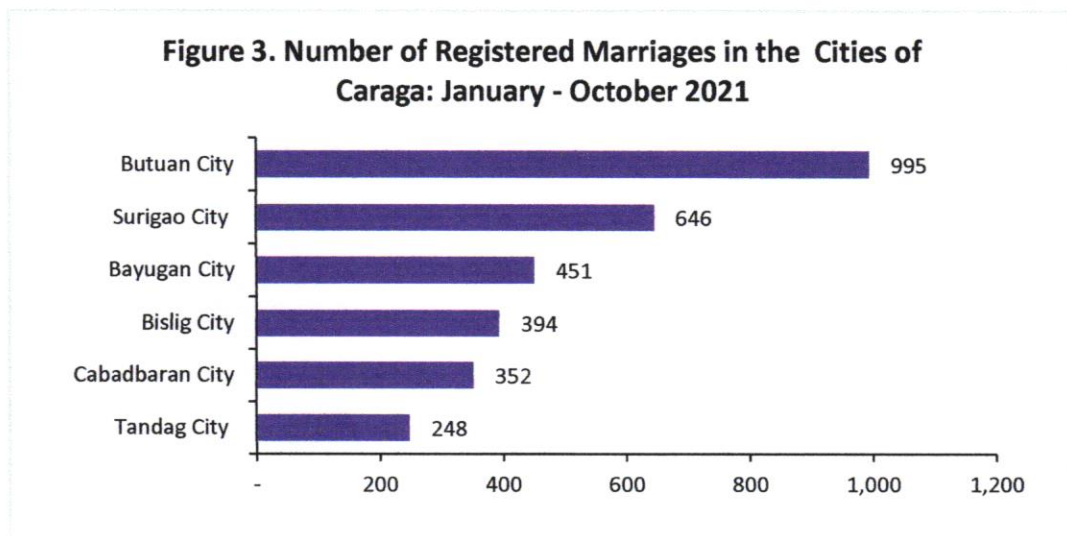
(6385) 2255219 – ORD / (6385) 8152878 – SOCD • Telefax: (6385) 8154935
psacaraga_rssso13@yahoo.com.ph • www.psa.gov.ph

With a total number of 1,157 or a daily average of 37 marriages, May was the favorite month for couples to tie the knot during the period in review as shown in Figure 2. It was followed by the month of July with a total registered marriage of 1,086 or a daily average of 35 marriages in 2021. The month of January had the least registered marriages with 698 or a daily average of 23 marriages.



Source: Philippine Statistics Authority, Vital Statistics Division – Preliminary Result as of 31 December 2021

Figure 3 shows the number of registered marriages among the cities in the region for the period of January – October 2021. Butuan City registered 995 marriages while Surigao City with 646, Bayugan City with 451, Bislig City with 394, Cabadbaran City with 352 and Tandag City with 248 registered marriages.



Source: Philippine Statistics Authority, Vital Statistics Division – Preliminary Result as of 31 December 2021



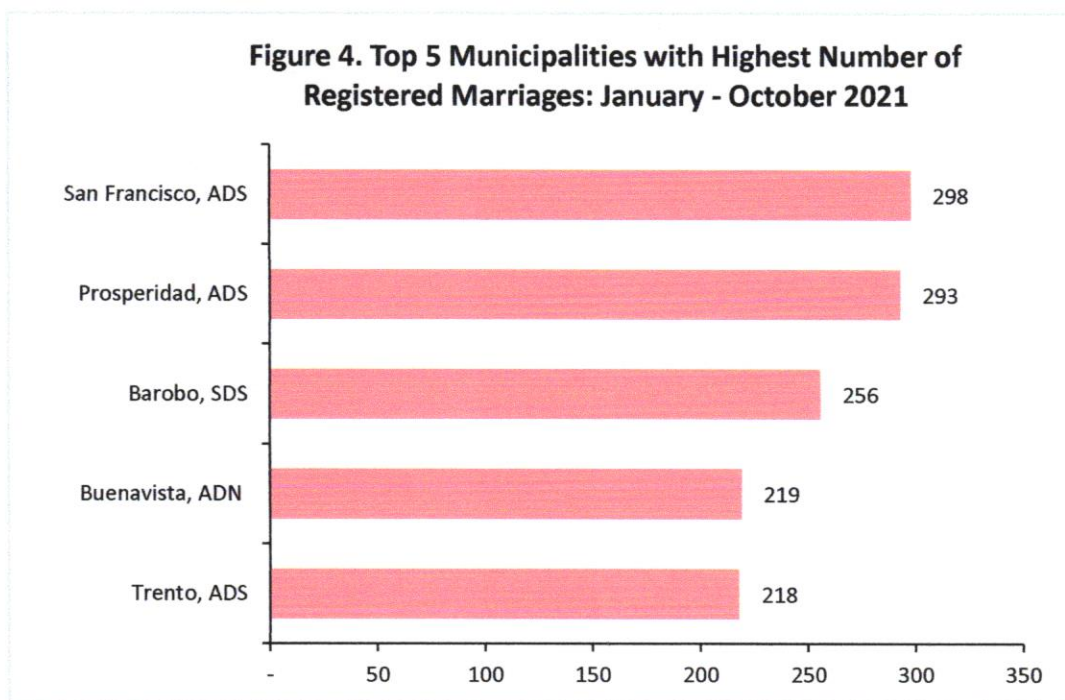
Management System
ISO 9001:2015
www.tuv.com
ID 8108640691



Freeman Building, J. C. Aquino Ave., Butuan City 8600

(6385) 2255219 – ORD / (6385) 8152878 – SOCD • Telefax: (6385) 8154935
psacaraga_rss013@yahoo.com.ph • www.psa.gov.ph

The top five municipalities in Caraga with regard to the number of registered marriages for January – October 2021 is shown in Figure 4. The Municipality of San Francisco, Agusan del Sur recorded the highest number of registered marriages with a total of 298. It was then followed by the Municipality of Prosperidad, Agusan del Sur with 293 marriages. The Municipalities of Barobo, Surigao del Sur, Buenavista, Agusan del Norte and Trento, Agusan del Sur recorded 256, 219 and 218 registered marriages, respectively.



Source: Philippine Statistics Authority, Vital Statistics Division – Preliminary Result as of 31 December 2021

Among the 1 city and 10 municipalities of Agusan del Norte, Cabadbaran City recorded the highest number of registered marriages with 26.27% of the total. It was followed by Buenavista and Las Nieves with 16.34% and 12.61% of the total, respectively. On the other hand, Tubay had the least with 3.43% (Figure 5).



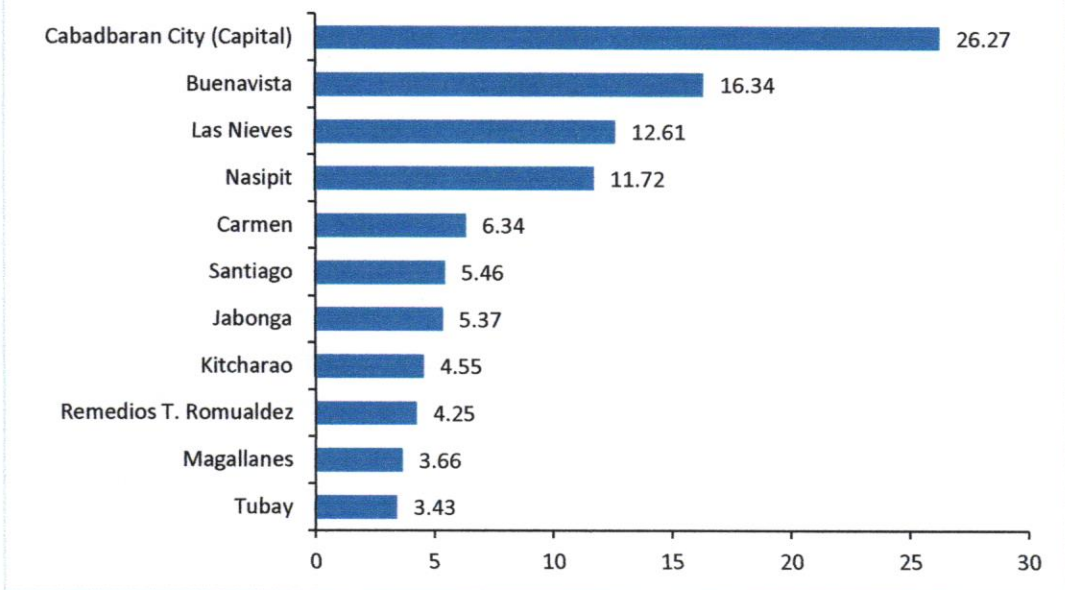
Management System
ISO 9001:2015
www.tiv.com
ID: 3109640981



Freeman Building, J. C. Aquino Ave., Butuan City 8600

(6385) 2255219 – ORD / (6385) 8152878 – SOCD • Telefax: (6385) 8154935
psacaraga_rso13@yahoo.com.ph • www.psa.gov.ph

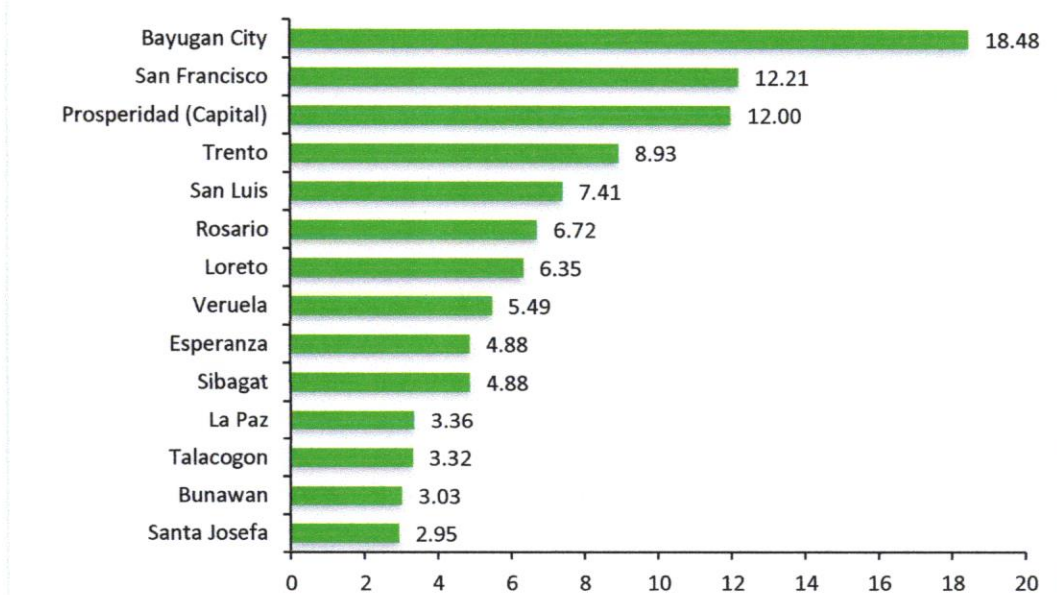
Figure 5. Percent Distribution of Registered Marriages by City/Municipality, Agusan del Norte: January - October 2021



Source: Philippine Statistics Authority, Vital Statistics Division – Preliminary Result as of 31 December 2021

Considering the 1 city and 13 municipalities of Agusan del Sur, Bayugan City had the highest number of registered marriages with 18.48% of the total, while Sta. Josefa had the least with 2.95% of the total (Figure 6).

Figure 6. Percentage Distribution of Registered Marriages by City/ Municipality, Agusan del Sur: January - October 2021



Source: Philippine Statistics Authority, Vital Statistics Division – Preliminary Result as of 31 December 2021



Management System
ISO 9001:2015
www.tuv.com
ID 8108640691

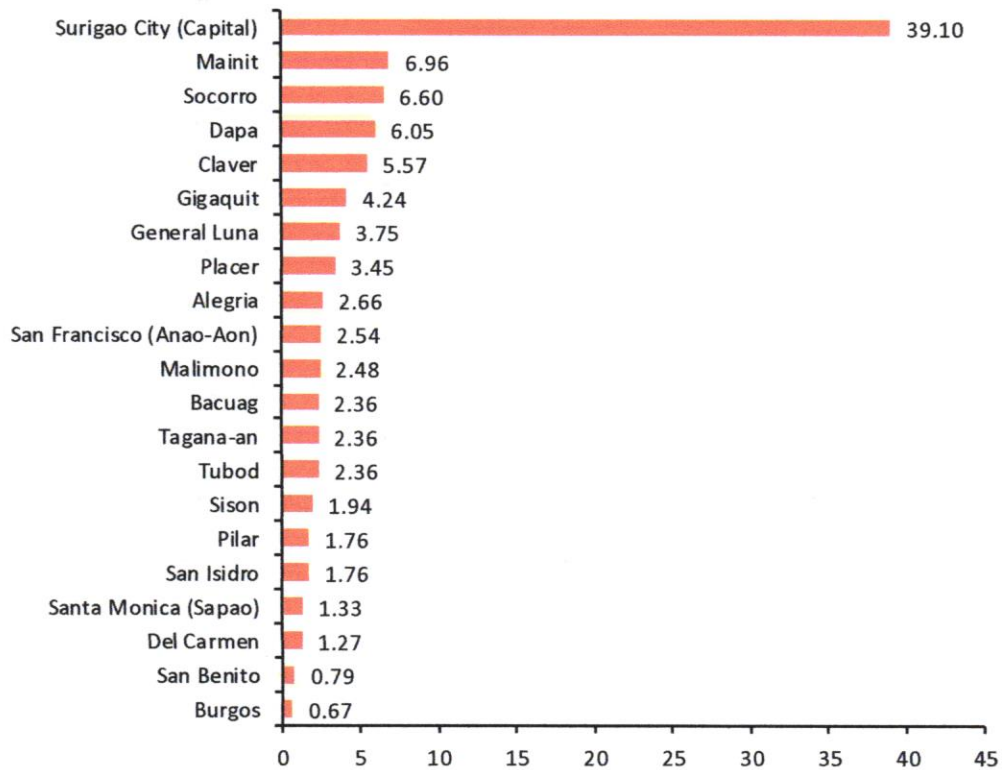


Freeman Building, J. C. Aquino Ave., Butuan City 8600

(6385) 2255219 – ORD / (6385) 8152878 – SOCD • Telefax: (6385) 8154935
psacaraga_rss013@yahoo.com.ph • www.psa.gov.ph

Surigao del Norte with a total of 1,652 registered marriages has 1 city and 20 municipalities wherein Surigao City (Capital) had the highest number of registered marriages with 39.10% of the total. It consists one – third of the total registered marriages in the province as shown in Figure 7. Burgos had the least with 0.67% of the total.

Figure 7. Percent Distribution of Registered Marriages by City/ Municipality, Surigao del Norte: January - October 2021



Source: Philippine Statistics Authority, Vital Statistics Division – Preliminary Results as of 31 December 2021



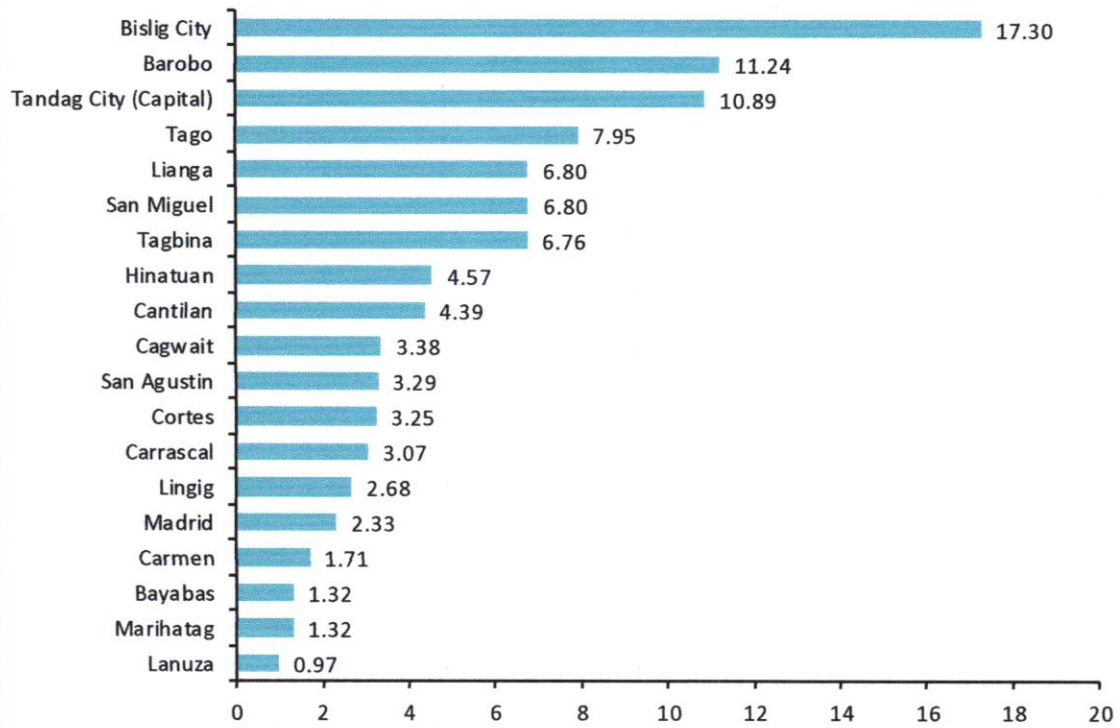
Management System
ISO 9001:2015
www.tue.com
ID: 3106640951



Freeman Building, J. C. Aquino Ave., Butuan City 8600

(6385) 2255219 – ORD / (6385) 8152878 – SOCD • Telefax: (6385) 8154935
psacaraga_rso13@yahoo.com.ph • www.psa.gov.ph

Figure 8 . Percent Distribution of Registered Marriages by City/Municipality, Surigao del Sur: January - October 2021



Source: Philippine Statistics Authority, Vital Statistics Division – Preliminary Results as of 31 December 2021

Figure 8 indicates the percent distribution of registered marriages in the Province of Surigao del Sur with a total of 2,278. Of the 2 cities and 17 municipalities, Bislig City had the highest number of registered marriages with 17.30% of the total. It is followed by Barobo and Tandag City (Capital) with 11.24% and 10.89% of the total, consecutively. Lanuza had the least with 0.97% of the total.

Figure 9 shows that San Jose (Capital) had the highest number of registered marriages with 32.63% of the total. Cagdianao had the least registered marriages with 2.63 % of the total.



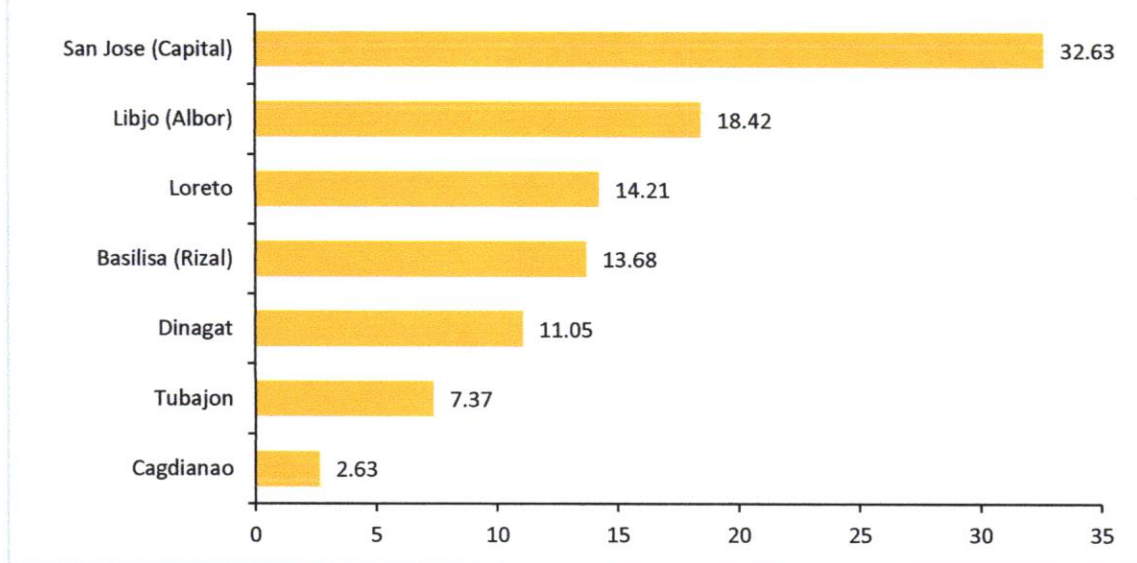
Management System
ISO 9001:2015
www.tuv.com
ID 3106840991



Freeman Building, J. C. Aquino Ave., Butuan City 8600

(6385) 2255219 – ORD / (6385) 8152878 – SOCD ● Telefax: (6385) 8154935
psacaraga_rso13@yahoo.com.ph ● www.psa.gov.ph

Figure 9 . Percent Distribution of Registered Marriages by City/Municipality, Dinagat Islands: January - October 2021



Source: Philippine Statistics Authority, Vital Statistics Division – Preliminary Result as of 31 December 2021

Explanatory Notes

Data on marriages presented in this release were obtained from the Certificates of Marriages (Municipal Form No. 97) that were registered at the Office of the City/Municipal Civil Registrars of Caraga Region and forwarded to the Philippine Statistics Authority.

Approved by:

ROSALINDA CELESTE-APURA, D.M.

Regional Director

Philippine Statistics Authority - RSSO XIII

Tel. No.: (085) 225-5219/ Telefax No.: (085) 815-4935

Email add: psacaraga_rso13@yahoo.com



Management System
ISO 9001:2015
www.tuv.com
ID 9108640091



Freeman Building, J. C. Aquino Ave., Butuan City 8600

(6385) 2255219 – ORD / (6385) 8152878 – SOCD • Telefax: (6385) 8154935
psacaraga_rso13@yahoo.com.ph • www.psa.gov.ph