

SPECIAL RELEASE

Registered Live Births in Surigao del Norte: 2023

Date of Release: 03 April 2025

Reference No.: 2025-16067-002

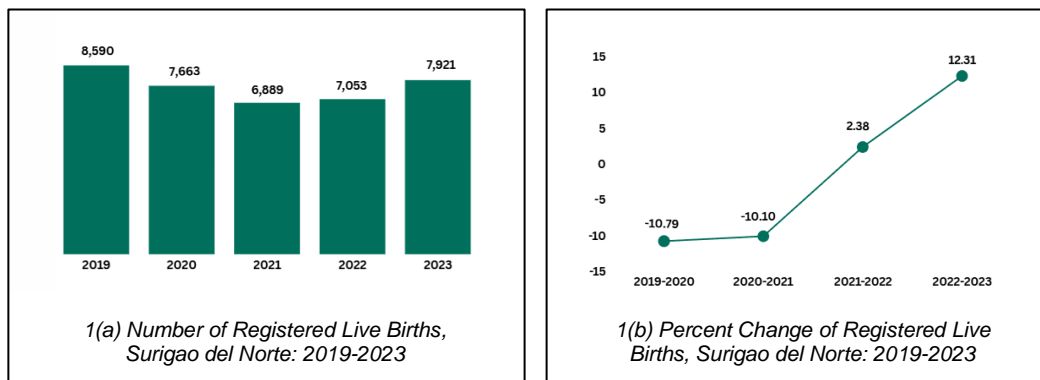
Explanatory Note

Data on births presented in this release were obtained from the timely and late registered births at the Office of the City/Municipal Civil Registrars all throughout the country and submitted to the Office of the Civil Registrar General through the Philippine Statistics Authority (PSA) - Provincial Statistical Offices (PSOs). The information presented includes births that occurred from January to December 2023 based on data files received by the PSA - Civil Registration Service (CRS) from the PSOs and processed as of 31 August 2024. Figures presented herein are not adjusted for under registration. This release includes births of Filipinos whose usual residence is abroad and births of foreign nationals that occurred in the country during the reference period. Births of Filipinos abroad which were reported to the Philippine Foreign Service Posts are presented in a separate report.

Registered live births increased by 12.31 percent in 2023

A total of 7,921 live births in 2023, representing a 12.31 percent increase from 7,053 registered live births in 2022. (Figure 1)

**Figure 1. Number of Registered Live Births,
Surigao del Norte:2019-2023**

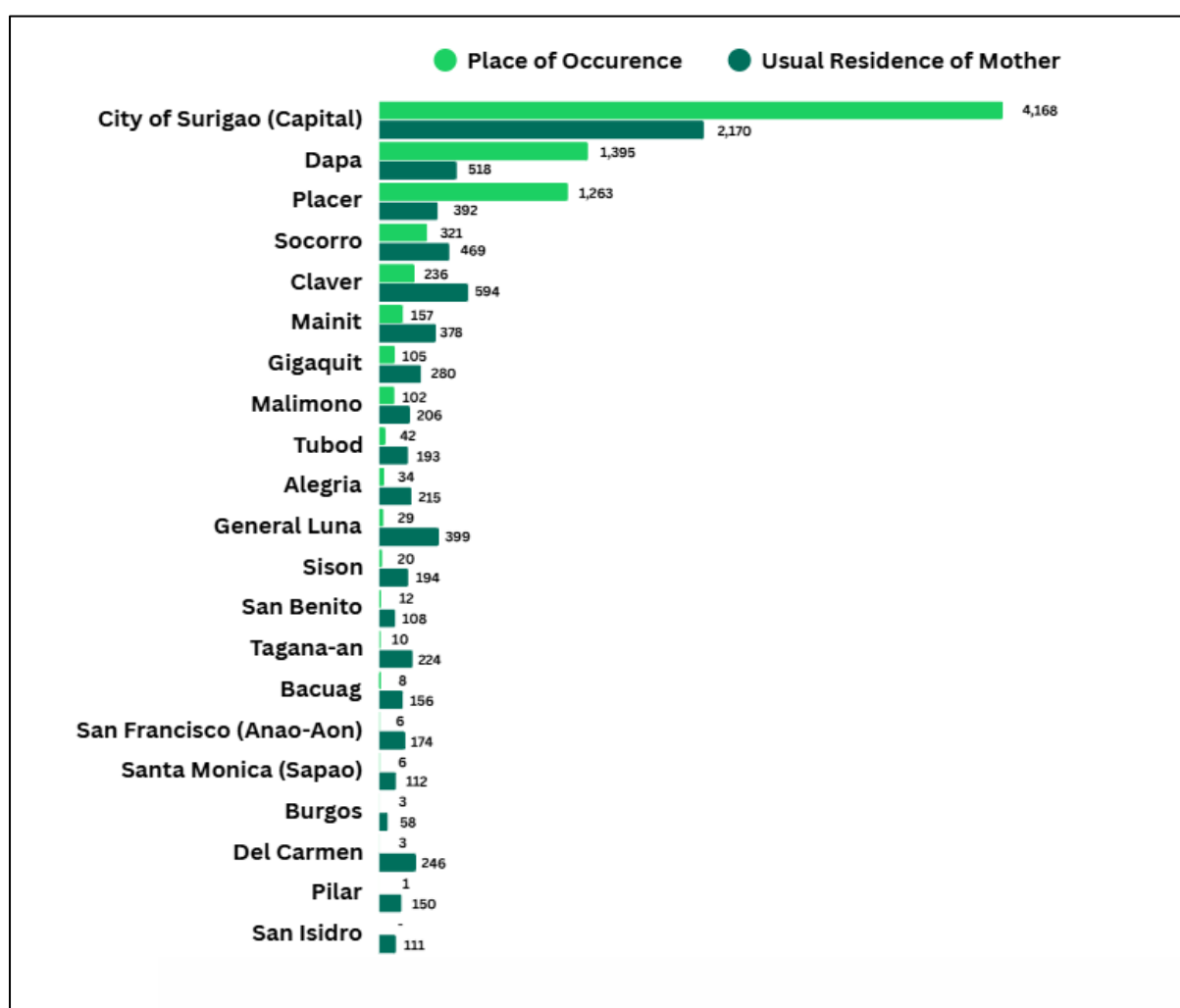


Source: Philippine Statistics Authority (Data on live births are based on registration at the City/Municipal Civil Registrars nationwide, and submitted to the Office of the Civil Registrar General; derived from Certificate of Live Birth-Municipal Form No. 102)

Surigao City recorded the highest number of registered live births

Among the 21 city/municipalities, the highest number of registered live births by place of occurrence was recorded in Surigao City with 4,168 live births, equivalent to 52.62 percent of the total. This was followed by the Municipality of Dapa with 1,395 live births or 17.61 percent and Municipality of Placer with 1,263 live births or 15.94 percent. On the other hand, the Municipality of San Isidro posted zero registered live births by place of occurrence. (Figure 2)

Figure 2. Number of Registered Live Births by Place of Occurrence, Usual Residence of Mother, and by City/Municipality, Surigao del Norte:2023

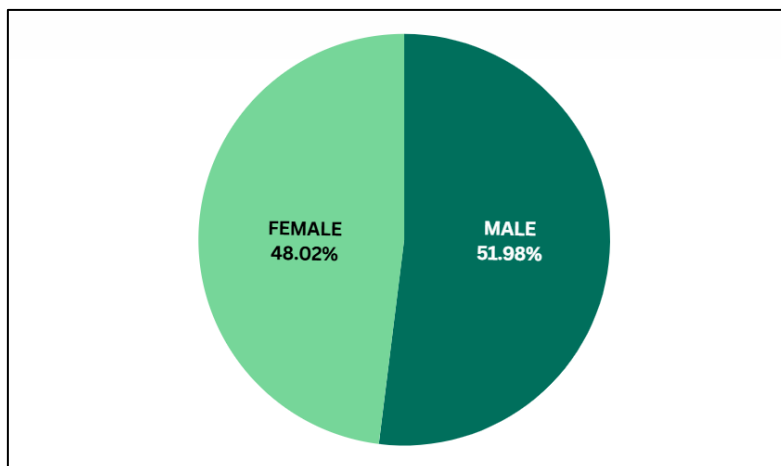


Source: Philippine Statistics Authority (Data on live births are based on registration at the City/Municipal Civil Registrars nationwide, and submitted to the Office of the Civil Registrar General; derived from Certificate of Live Birth-Municipal Form No. 102)

More males were born than females

In 2023, there were more male births (4,117 or 51.98%) compared to female births (3,804 or 48.02%), resulting to a sex ratio at birth of 108 males for every 100 females. (Figure 3)

Figure 3. Percent Share of Registered Live Births by Sex of the Child, Surigao del Norte:2023



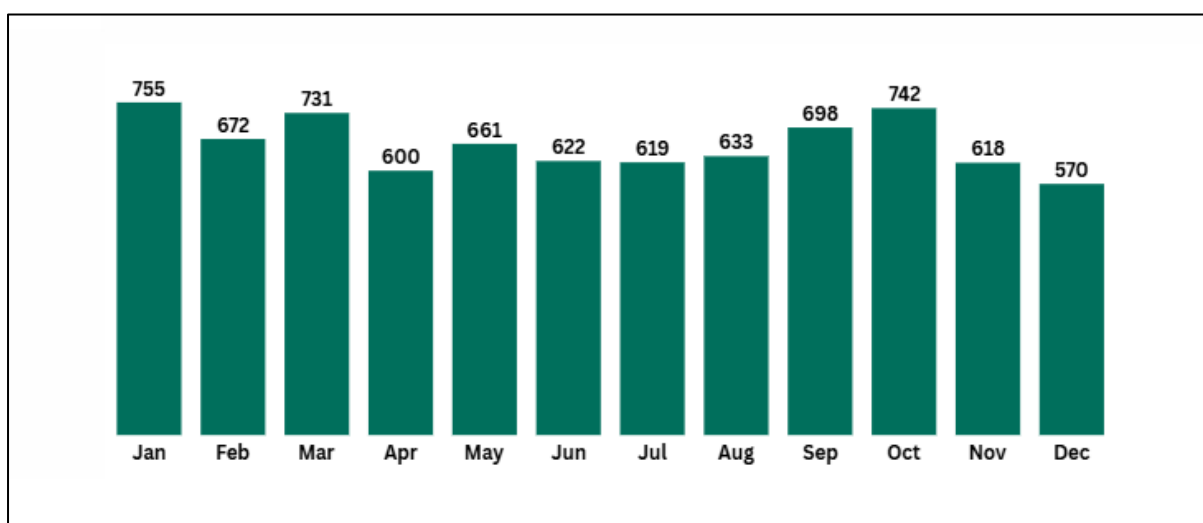
Source: Philippine Statistics Authority (Data on live births are based on registration at the City/Municipal Civil Registrars nationwide, and submitted to the Office of the Civil Registrar General; derived from Certificate of Live Birth-Municipal Form No. 102)

Most number of births registered in January

In 2023, the month of January recorded the highest number of registered live births, with 755, accounting for 9.53 percent of the total births in the province. This translates to a daily average of 24 live births.

October ranked second with 742 live births (9.37 percent), followed by March with 731 live births (9.23 percent). Meanwhile, December had the least number of registered live births, with 570, equivalent to 7.20 percent of the total. (Figure 4)

Figure 4. Number of Registered Live Births by Month, Surigao del Norte: 2023

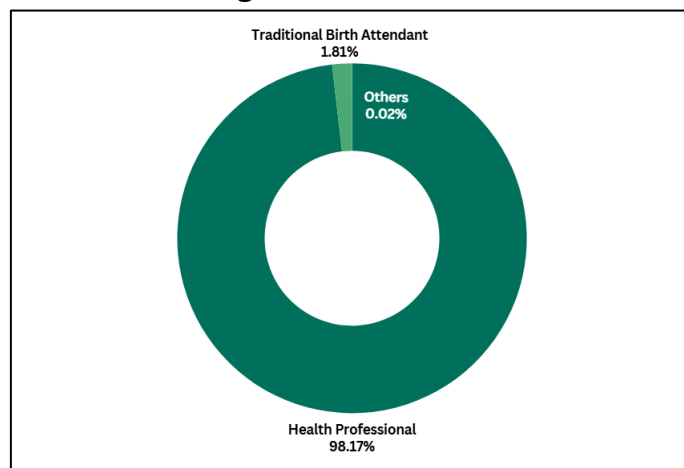


Source: Philippine Statistics Authority (Data on live births are based on registration at the City/Municipal Civil Registrars nationwide, and submitted to the Office of the Civil Registrar General; derived from Certificate of Live Birth-Municipal Form No. 102)

Most of birth deliveries were medically attended

From of the total number of live births in Surigao del Norte Province, 98.17 percent were attended by Health Professionals, 1.81 percent were attended by Traditional Birth Attendant while the remaining 0.02 percent were attended by other types of attendants. (Figure 5)

Figure 5. Percent Share of Registered Live Births by Attendant at Birth, Surigao del Norte: 2023

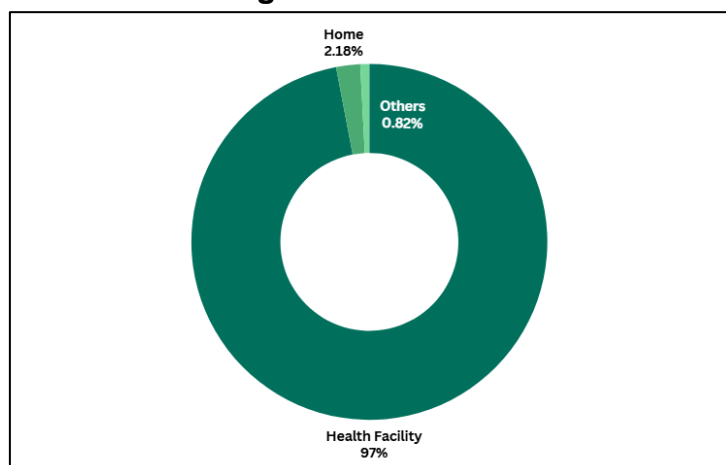


Source: Philippine Statistics Authority (Data on live births are based on registration at the City/Municipal Civil Registrars nationwide, and submitted to the Office of the Civil Registrar General; derived from Certificate of Live Birth-Municipal Form No. 102)

Most of births were delivered in health facilities

In 2023, 9 out of 10 births or 97 percent occurred in health facilities such as hospital, birthing clinic, lying in centers, outpatient care center or similar facilities. On the other hand, there were 2.18 percent of total births delivered at home and 0.82 percent were delivered in other sites. (Figure 6)

Figure 6. Percent Share of Registered Live Births by Site of Delivery, Surigao del Norte: 2023

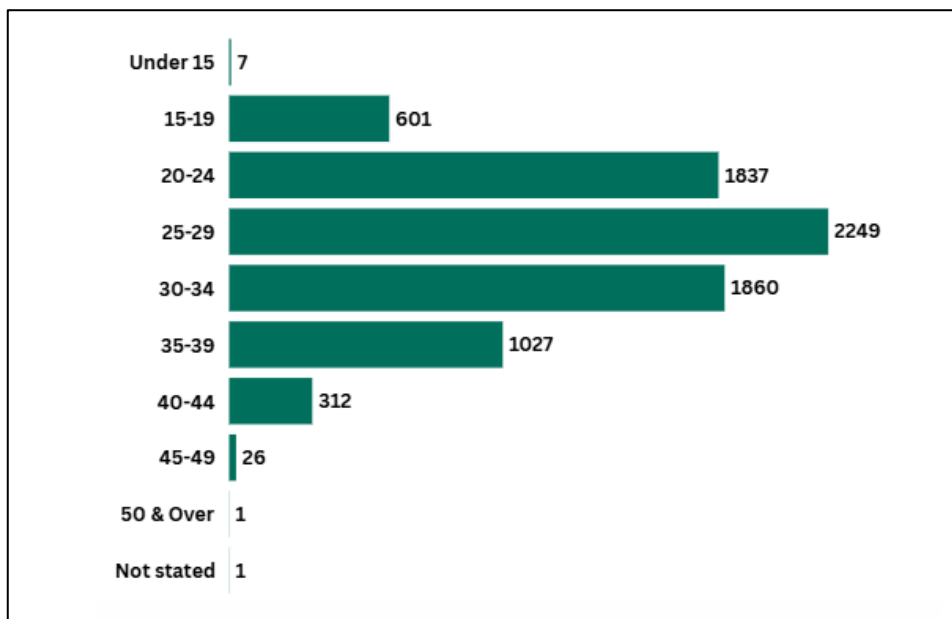


Source: Philippine Statistics Authority (Data on live births are based on registration at the City/Municipal Civil Registrars nationwide, and submitted to the Office of the Civil Registrar General; derived from Certificate of Live Birth-Municipal Form No. 102)

Majority of babies were born to mothers aged 25-29 years old

In 2023, majority of registered births had mothers aged 25-29 years, with 2,249 births or 28.39 percent, followed by 30-34 years with 1,860 or 23.48 percent and 20-24 years with 1,837 or 23.19 percent of the total births by age group of mothers. (Figure 7)

Figure 7. Number of Registered Live Births by Age Group of Mother, Surigao del Norte: 2023



Source: Philippine Statistics Authority (Data on live births are based on registration at the City/Municipal Civil Registrars nationwide, and submitted to the Office of the Civil Registrar General; derived from Certificate of Live Birth-Municipal Form No. 102)

VIRGILIO G. AVELINA, JR.
 (Supervising Statistical Specialist)
 Officer-in-charge

Attachments:

1. Statistical Tables
 - a. Table 1. Number of Registered Live Births, Surigao del Norte: 2019-2023
 - b. Table 2. Number of Registered Live Births by Place of Occurrence, by Usual Residence of Mother, and by Sex of the Child, Surigao del Norte: 2023
 - c. Table 3. Number of Registered Live Births by Month and by Place of Occurrence, Surigao del Norte: 2023
 - d. Table 4. Number of Registered Live Births by Attendant at Birth and by Place of Occurrence, Surigao del Norte: 2023
 - e. Table 5. Number of Registered Live Births by Site of Delivery and by Place of Occurrence, Surigao del Norte: 2023
 - f. Table 6. Number of Registered Live Births by Age Group of Mother and by Place of Occurrence, Surigao del Norte: 2023

STATISTICAL TABLES

Table 1. Number of Registered Live Births, Surigao del Norte: 2019-2023

Province	Number of Registered Live Births				
	2019	2020	2021	2022	2023
Surigao del Norte	8,590	7,663	6,889	7,053	7,921

Source: Philippine Statistics Authority (Data on live births are based on registration at the City/Municipal Civil Registrars nationwide, and submitted to the Office of the Civil Registrar General; derived from Certificate of Live Birth-Municipal Form No. 102)

Table 2. Number of Registered Live Births by Place of Occurrence, by Usual Residence of Mother, and by Sex of the Child, Surigao del Norte:2023

Province and City/Municipality	Place of Occurrence			Usual Residence		
	Both Sexes	Male	Female	Both Sexes	Male	Female
SURIGAO DEL NORTE	7,921	4,117	3,804	7,347	3,788	3,559
Alegria	34	16	18	215	117	98
Bacuag	8	3	5	156	70	86
Burgos	3	1	2	58	29	29
Claver	236	124	112	594	313	281
Dapa	1,395	728	667	518	266	252
Del Carmen	3	1	2	246	111	135
General Luna	29	12	17	399	211	188
Gigaquit	105	51	54	280	146	134
Mainit	157	76	81	378	187	191
Malimono	102	56	46	206	107	99
Pilar	1	1	-	150	91	59
Placer	1,263	650	613	392	198	194
San Benito	12	6	6	108	57	51
San Francisco (Anao-Aon)	6	4	2	174	81	93
San Isidro	-	-	-	111	59	52
Santa Monica (Sapao)	6	2	4	112	63	49
Sison	20	10	10	194	95	99
Socorro	321	174	147	469	261	208
City of Surigao (Capital)	4,168	2,181	1,987	2,170	1,111	1,059
Tagana-an	10	5	5	224	117	107
Tubod	42	16	26	193	98	95

Source: Philippine Statistics Authority (Data on live births are based on registration at the City/Municipal Civil Registrars nationwide, and submitted to the Office of the Civil Registrar General; derived from Certificate of Live Birth-Municipal Form No. 102)

Table 3. Number of Registered Live Births by Month and by Place of Occurrence, Surigao del Norte: 2023

Place of Occurrence	Total	January	February	March	April	May	June	July	August	September	October	November	December
SURIGAO DEL NORTE	7,921	755	672	731	600	661	622	619	633	698	742	618	570
Alegria	34	3	-	3	4	3	4	2	3	6	3	2	1
Bacuag	8	1	2	1	1	-	1	-	-	1	1	-	-
Burgos	3	-	-	-	1	-	-	-	-	1	1	-	-
Claver	236	24	16	21	22	25	16	34	17	19	27	19	16
Dapa	1,395	125	112	148	115	107	116	118	97	104	133	122	98
Del Carmen	3	1	-	-	-	-	-	-	-	1	1	-	-
General Luna	29	6	4	6	4	-	2	2	2	-	1	-	2
Gigaquit	105	9	13	17	2	7	10	5	10	10	15	3	4
Mainit	157	19	21	16	13	13	9	13	16	14	12	4	7
Malimono	102	8	6	4	4	13	5	11	8	14	14	7	8
Pilar	1	-	-	1	-	-	-	-	-	-	-	-	-
Placer	1,263	102	103	104	76	118	102	78	111	136	116	114	103
San Benito	12	-	3	2	-	-	2	2	2	1	-	-	-
San Francisco (Anao-Aon)	6	1	2	2	-	1	-	-	-	-	-	-	-
San Isidro	-	-	-	-	-	-	-	-	-	-	-	-	-
Santa Monica (Sapao)	6	-	-	-	2	-	-	1	1	1	-	1	-
Sison	20	-	-	-	-	-	-	5	5	6	1	2	1
Socorro	321	31	24	36	18	22	27	23	18	37	30	29	26
City of Surigao (Capital)	4,168	420	361	368	333	352	322	342	337	343	382	307	301
Tagana-an	10	-	-	-	2	-	-	-	1	-	2	3	2
Tubod	42	5	5	2	3	-	6	3	5	4	3	5	1

Source: Philippine Statistics Authority (Data on live births are based on registration at the City/Municipal Civil Registrars nationwide, and submitted to the Office of the Civil Registrar General; derived from Certificate of Live Birth-Municipal Form No. 102)

Table 4. Number of Registered Live Births by Attendant at Birth and by Place of Occurrence, Surigao del Norte: 2023

Place of Occurrence	Attendant at Birth				
	Total	Health Professional	Traditional Birth Attendant	Others	Not Stated
SURIGAO DEL NORTE	7,921	7,776	143	2	-
Alegria	34	32	2	-	-
Bacuag	8	8	-	-	-
Burgos	3	3	-	-	-
Claver	236	233	3	-	-
Dapa	1,395	1,368	27	-	-
Del Carmen	3	3	-	-	-
General Luna	29	16	13	-	-
Gigaquit	105	97	8	-	-
Mainit	157	157	-	-	-
Malimono	102	102	-	-	-
Pilar	1	1	-	-	-
Placer	1,263	1,263	-	-	-
San Benito	12	12	-	-	-
San Francisco (Anao-Aon)	6	5	1	-	-
San Isidro	-	-	-	-	-
Santa Monica (Sapao)	6	3	3	-	-
Sison	20	20	-	-	-
Socorro	321	240	80	1	-
City of Surigao (Capital)	4,168	4,164	3	1	-
Tagana-an	10	8	2	-	-
Tubod	42	41	1	-	-

Source: Philippine Statistics Authority (Data on live births are based on registration at the City/Municipal Civil Registrars nationwide, and submitted to the Office of the Civil Registrar General; derived from Certificate of Live Birth-Municipal Form No. 102)

Table 5. Number of Registered Live Births by Site of Delivery and by Place of Occurrence, Surigao del Norte: 2023

Place of Occurrence (Region, Province and City/Municipality)	Site of Delivery			
	Total	Health Facility	Home	Others
SURIGAO DEL NORTE	7,921	7,684	173	64
Alegria	34	32	2	-
Bacuag	8	6	2	-
Burgos	3	3	-	-
Claver	236	232	3	1
Dapa	1,395	1,365	28	2
Del Carmen	3	1	2	-
General Luna	29	6	19	4
Gigaquit	105	97	8	-
Mainit	157	157	-	-
Malimono	102	101	1	-
Pilar	1	1	-	-
Placer	1,263	1,262	-	1
San Benito	12	10	-	2
San Francisco (Anao-Aon)	6	3	1	2
San Isidro	-	-	-	-
Santa Monica (Sapao)	6	3	3	-
Sison	20	20	-	-
Socorro	321	240	81	-
City of Surigao (Capital)	4,168	4,096	20	52
Tagana-an	10	8	2	-
Tubod	42	41	1	-

Source: Philippine Statistics Authority (Data on live births are based on registration at the City/Municipal Civil Registrars nationwide, and submitted to the Office of the Civil Registrar General; derived from Certificate of Live Birth-Municipal Form No. 102)

Table 6. Number of Registered Live Births by Age Group of Mother and by Place of Occurrence, Surigao del Norte: 2023

Place of Occurrence	Total	Under 15	15-19	20-24	25-29	30-34	35-39	40-44	45-49	50 & Over	Not Stated
SURIGAO DEL NORTE	7,921	7	601	1,837	2,249	1,860	1,027	312	26	1	1
Alegria	34	-	1	11	10	10	1	1	-	-	-
Bacuag	8	-	-	-	6	1	-	1	-	-	-
Burgos	3	-	1	1	-	-	1	-	-	-	-
Claver	236	-	9	59	78	59	19	12	-	-	-
Dapa	1,395	2	180	374	350	268	155	63	3	-	-
Del Carmen	3	-	1	1	1	-	-	-	-	-	-
General Luna	29	-	1	7	6	8	6	1	-	-	-
Gigaquit	105	-	4	31	37	22	8	3	-	-	-
Mainit	157	-	9	43	49	23	28	4	1	-	-
Malimono	102	-	6	26	25	29	13	2	-	1	-
Pilar	1	-	-	1	-	-	-	-	-	-	-
Placer	1,263	2	137	317	344	262	159	40	2	-	-
San Benito	12	-	1	6	2	1	2	-	-	-	-
San Francisco (Anao-Aon)	6	-	1	2	1	1	1	-	-	-	-
San Isidro	-	-	-	-	-	-	-	-	-	-	-
Santa Monica (Sapao)	6	-	-	-	2	3	1	-	-	-	-
Sison	20	-	-	5	6	5	4	-	-	-	-
Socorro	321	-	27	84	87	70	42	11	-	-	-
City of Surigao (Capital)	4,168	3	222	858	1,231	1,086	574	173	20	-	1
Tagana-an	10	-	-	4	1	2	2	1	-	-	-
Tubod	42	-	1	7	13	10	11	-	-	-	-

Source: Philippine Statistics Authority (Data on live births are based on registration at the City/Municipal Civil Registrars nationwide, and submitted to the Office of the Civil Registrar General; derived from Certificate of Live Birth-Municipal Form No. 102)