

# SPECIAL RELEASE

## Marriage Statistics in Agusan del Sur, 2022

**Date of Release:** June 27, 2024

**Reference No.** 2024-011

### ***Explanatory Note***

*Data on births presented in this release were obtained from the timely and late registered marriages at the Office of the City/Municipal Civil Registrars in Caraga region and submitted to the Office of the Civil Registrar General through the Philippine Statistics Authority (PSA)-Provincial Statistical Offices of the region. The information presented includes marriages that occurred from January to December 2022 based on data files received by the PSA-Central Office from the PSOs that were registered as of 31 July 2023. Figures presented herein are not adjusted for under registration. This release includes marriages of Filipinos whose usual residence is abroad and marriages of foreign nationals that occurred in the country during the reference period. Marriages of Filipinos abroad which were reported to the Philippine Foreign Service Posts are presented in a separate report.*

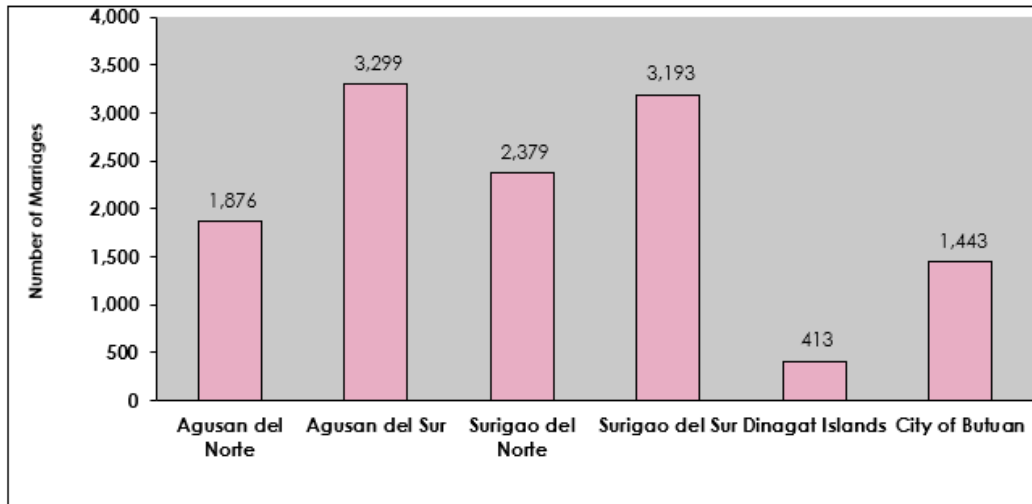
### **Agusan del Sur recorded the highest registered marriages in Caraga**

Caraga Region recorded a slight increment of 8.4 percent in the total number of registered marriages in 2022. Agusan del Sur, among all the provinces in the region, recorded the highest registered marriages with a total of 3,299 or 26.2 percent share followed by Surigao del Sur with 3,193 or 25.3 percent share of the total marriage occurrences in the region. Surigao del Norte ranked third with 2,373 (18.9% share) while Agusan del Norte had 1,876 (14.9% share) registered marriages placing it fourth. City of Butuan registered 1,443 (11.4% share) marriages while the Province of Dinagat Islands had the lowest at only 413 (3.3% share).



Figure 1 below shows the total number of registered marriages in the provinces of Caraga in 2022.

**Figure 1. Number of Marriages by Province, Caraga: 2022**

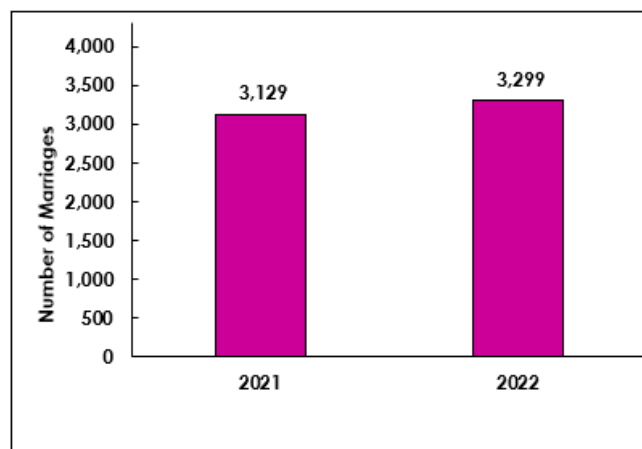


Source: Philippine Statistics Authority, Civil Registration Service, Vital Statistics Division

### Marriages in Agusan del Sur slightly increased by 5.15 percent

The total number of registered marriages in the Province of Agusan del Sur reached 3,299 for 2022. This signifies a slight increase of 5.15 percent from the 3,129 counts in 2021. (Figure 2)

**Figure 2. Total Number of Registered Marriages, Agusan del Sur: 2021-2022**



Source: Philippine Statistics Authority, Civil Registration Service, Vital Statistics Division

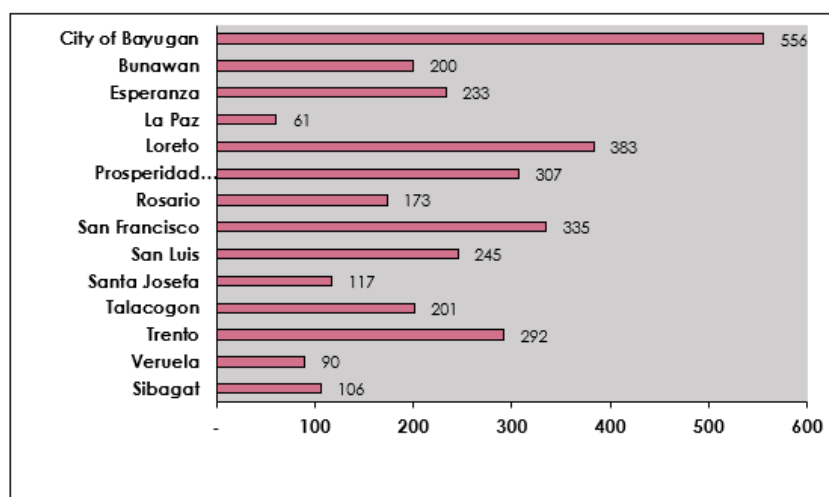


## City of Bayugan tops in marriage registration

The City of Bayugan posted the highest recorded marriage registrations in the Province of Agusan del Sur for 2022. Out of the 3,299 registered marriages, Bayugan City had a total of 556 or 16.9 percent share. Loreto followed with a total of 383 or 11.6 percent share while San Francisco ranked third with 335 or 10.2 percent share of the total counts.

Among the municipalities of Agusan del Sur, Veruela and La Paz recorded the lowest registered marriages in 2022 with 90 (2.7% share) and 61 (1.8% share), respectively. (Figure 3)

**Figure 3. Number of Marriages by Municipality, Agusan del Sur: 2022**



Source: Philippine Statistics Authority, Civil Registration Service, Vital Statistics Division

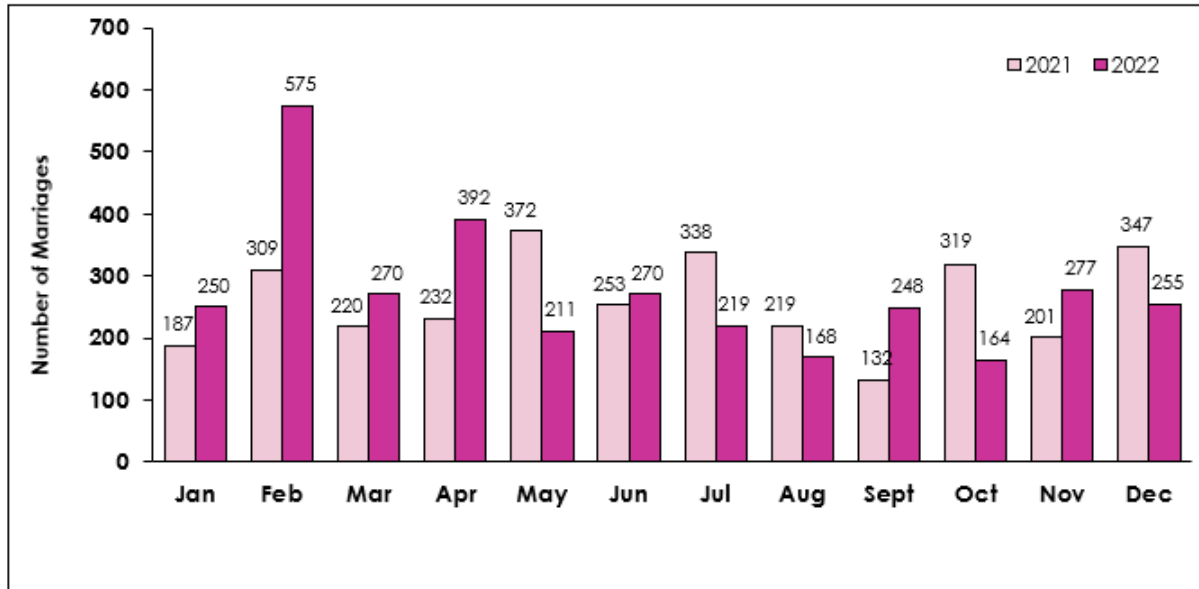
## More couples tie the knot on February

In 2022, the month of February was still the most preferred month to tie the knot in the province with 575 marriage occurrences. The month of April ranked second with 392 marriages, followed by the months of November with 277 and March and June with both 270 marriage occurrences.



The least number of marriage occurrences for 2022 was recorded in October with only 164 registered marriages. (Figure 4)

**Figure 4. Number of Marriages by Month of Occurrence, Agusan del Sur: 2021-2022**



Source: Philippine Statistics Authority, Civil Registration Service, Vital Statistics Division

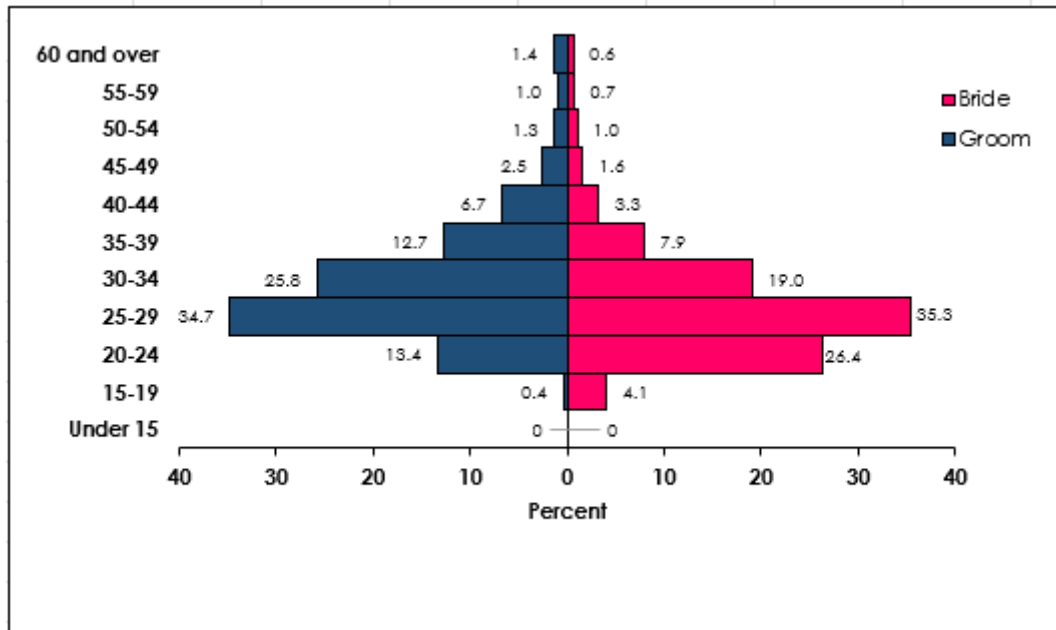
### Most couples marry during their late twenties

In 2022, the largest number of couples got married at ages 25 to 29 years old with a total of 1,165 brides or 35.3 percent share and 1,146 grooms or 34.7 percent share. It is followed by brides ages 20-24 years old that accounted to 870 (26.4% share) and grooms ages 30-34 years old with 852 (25.8%) which means couples choose to marry during their late twenties.

There are also a greater number of brides who marry at ages 15 to 19 with a total of 134 or 4.1 percent share compared to grooms with the same age group that only sums up to 14 or 0.4 percent share. This means that more brides marry at younger years than grooms. (Figure 5)



**Figure 5. Percent Distribution of Marriages, by Age Group, Agusan del Sur: 2022**



Source: Philippine Statistics Authority, Civil Registration Service, Vital Statistics Division

**DEMETRIO T. DEJOLDE, JR.**  
Chief Statistical Specialist  
Philippine Statistics Authority  
Provincial Statistical Office - Agusan del Sur

*Attachments:*

1. Table 1. Number of Marriages by Month of Occurrence and Place of Occurrence, Caraga:2022
2. Table 2. Number of Marriages by Month of Occurrence, Agusan del Sur: 2021-2022
3. Table 3. Number of Marriages by Month of Occurrence and by Municipality, Agusan del Sur: 2022
4. Table 4. Marriages by Place of Occurrence, by Age group and Sex, Agusan del Sur: 2022



**STATISTICAL TABLES**

| Place of Occurrence | Total  | January | February | March | April | May | June  | July | August | September | October | November | December |
|---------------------|--------|---------|----------|-------|-------|-----|-------|------|--------|-----------|---------|----------|----------|
| Caraga              | 12,603 | 744     | 1,594    | 1,063 | 1,012 | 900 | 1,367 | 968  | 864    | 1,199     | 824     | 921      | 1,147    |
| Agusan del Norte    | 1,876  | 106     | 178      | 301   | 97    | 111 | 232   | 118  | 88     | 152       | 117     | 133      | 243      |
| Agusan del Sur      | 3,299  | 250     | 575      | 270   | 392   | 211 | 270   | 219  | 168    | 248       | 164     | 277      | 255      |
| Surigao del Norte   | 2,379  | 100     | 151      | 144   | 143   | 222 | 306   | 161  | 171    | 372       | 196     | 121      | 292      |
| Surigao del Sur     | 3,193  | 175     | 552      | 210   | 229   | 211 | 327   | 332  | 305    | 290       | 194     | 222      | 146      |
| Dinagat Islands     | 413    | 14      | 19       | 10    | 31    | 24  | 62    | 16   | 23     | 26        | 25      | 102      | 61       |
| City of Butuan      | 1,443  | 99      | 119      | 128   | 120   | 121 | 170   | 122  | 109    | 111       | 128     | 66       | 150      |

| Place of Occurrence | Total | Jan   | Feb | Mar | Apr | May | Jun | Jul | Aug | Sept | Oct | Nov | Dec |     |
|---------------------|-------|-------|-----|-----|-----|-----|-----|-----|-----|------|-----|-----|-----|-----|
| Agusan del Sur      | 2021  | 3,129 | 187 | 309 | 220 | 232 | 372 | 253 | 338 | 219  | 132 | 319 | 201 | 347 |
|                     | 2022  | 3,299 | 250 | 575 | 270 | 392 | 211 | 270 | 219 | 168  | 248 | 164 | 277 | 255 |

| Place of Occurrence   | Total | January | February | March | April | May | June | July | August | September | October | November | December |
|-----------------------|-------|---------|----------|-------|-------|-----|------|------|--------|-----------|---------|----------|----------|
| AGUSAN DEL SUR        | 3,299 | 250     | 575      | 270   | 392   | 211 | 270  | 219  | 168    | 248       | 164     | 277      | 255      |
| Sibagat               | 106   | 7       | 37       | 3     | 6     | 12  | 8    | 7    | 7      | 6         | 4       | 3        | 6        |
| Veruela               | 90    | 4       | 2        | 8     | 8     | 15  | 20   | 4    | 7      | 2         | 9       | 4        | 7        |
| Trento                | 292   | 21      | 8        | 14    | 115   | 17  | 12   | 13   | 12     | 43        | 13      | 10       | 14       |
| Talacogon             | 201   | 23      | 6        | 6     | 2     | 8   | 4    | 8    | 7      | 4         | 12      | 112      | 9        |
| Santa Josefa          | 117   | 7       | 22       | 4     | 8     | 8   | 17   | 12   | 6      | 3         | 10      | 3        | 17       |
| San Luis              | 245   | 15      | 66       | 27    | 23    | 6   | 23   | 3    | 8      | 41        | 7       | 10       | 16       |
| San Francisco         | 335   | 24      | 74       | 23    | 27    | 31  | 31   | 31   | 20     | 23        | 14      | 14       | 23       |
| Rosario               | 173   | 7       | 83       | 8     | 2     | 4   | 11   | 5    | 6      | 3         | 8       | 31       | 5        |
| Prosperidad (Capital) | 307   | 47      | 20       | 19    | 24    | 18  | 33   | 30   | 10     | 22        | 26      | 14       | 44       |
| Loreto                | 383   | 20      | 117      | 63    | 14    | 11  | 9    | 27   | 41     | 34        | 11      | 11       | 25       |
| La Paz                | 61    | 6       | 5        | 19    | 6     | 1   | 5    | 1    | 2      | 2         | 3       | 7        | 4        |
| Esperanza             | 233   | 11      | 66       | 19    | 10    | 14  | 14   | 44   | 7      | 18        | 7       | 13       | 10       |
| Bunawan               | 200   | 10      | 13       | 8     | 71    | 18  | 8    | 7    | 5      | 12        | 5       | 9        | 34       |
| City of Bayugan       | 556   | 48      | 56       | 49    | 76    | 48  | 75   | 27   | 30     | 35        | 35      | 36       | 41       |



## STATISTICAL TABLES

**Table 4. Marriages by Place of Occurrence, by Age group and Sex, Agusan del Sur: 2022**

|              | Gender        | Number       | %             |       |
|--------------|---------------|--------------|---------------|-------|
| Under 15     | Groom         | -            | -             | 0     |
| 15-19        | Groom         | 14           | 0.4           | 0.42  |
| 20-24        | Groom         | 441          | 13.4          | 13.37 |
| 25-29        | Groom         | 1,146        | 34.7          | 34.74 |
| 30-34        | Groom         | 852          | 25.8          | 25.83 |
| 35-39        | Groom         | 419          | 12.7          | 12.70 |
| 40-44        | Groom         | 220          | 6.7           | 6.67  |
| 45-49        | Groom         | 83           | 2.5           | 2.52  |
| 50-54        | Groom         | 44           | 1.3           | 1.33  |
| 55-59        | Groom         | 33           | 1.0           | 1.00  |
| 60 and over  | Groom         | 47           | 1.4           | 1.42  |
| <b>Total</b> |               | <b>3,299</b> | <b>100.0</b>  |       |
|              | <b>Gender</b> |              |               |       |
| Under 15     | Bride         | -            | -             |       |
| 15-19        | Bride         | 134          | 4.1           |       |
| 20-24        | Bride         | 870          | 26.4          |       |
| 25-29        | Bride         | 1,165        | 35.3          |       |
| 30-34        | Bride         | 628          | 19.0          |       |
| 35-39        | Bride         | 262          | 7.9           |       |
| 40-44        | Bride         | 108          | 3.3           |       |
| 45-49        | Bride         | 54           | 1.6           |       |
| 50-54        | Bride         | 34           | 1.0           |       |
| 55-59        | Bride         | 23           | 0.7           |       |
| 60 and over  | Bride         | 21           | 0.6           |       |
| <b>Total</b> |               | <b>3,299</b> | <b>100.00</b> |       |

