

SPECIAL RELEASE

Agusan del Sur Vital Statistics Sex Disaggregated Data: 2022

Date of Release: 27 March 2024

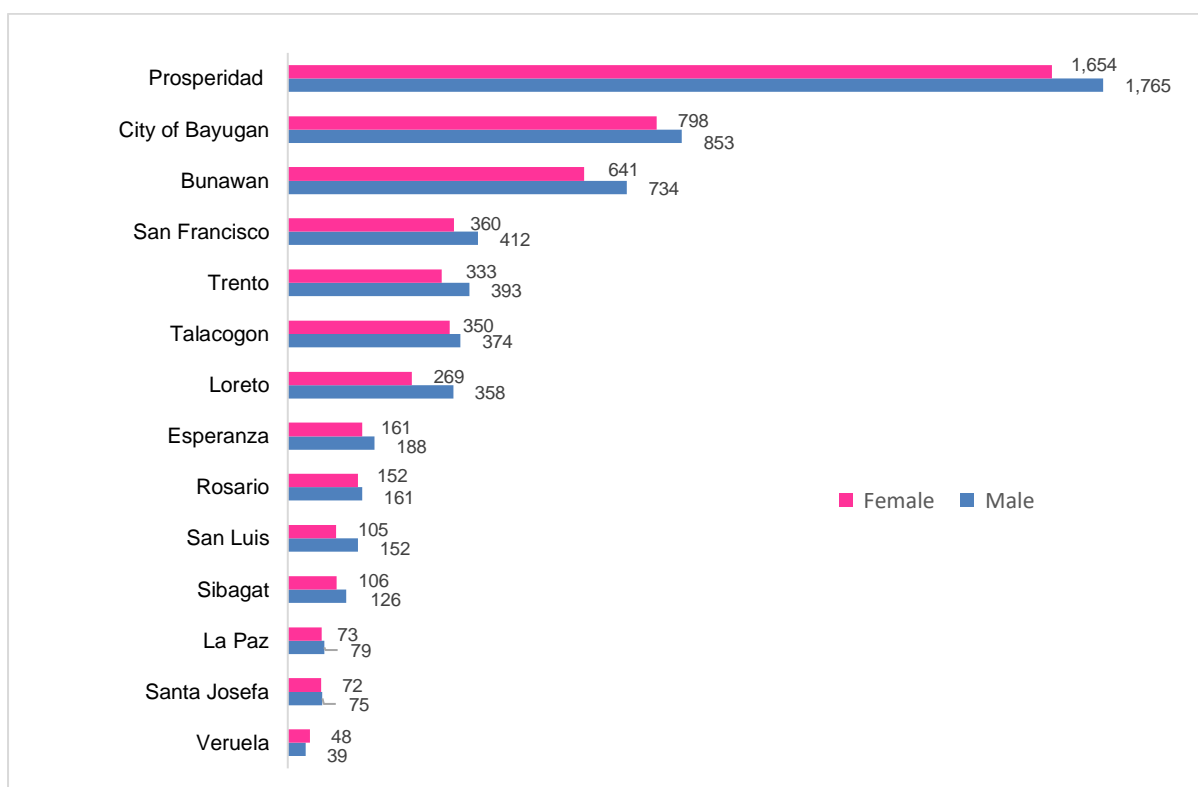
Reference No. 2024-04

More male births registered than females

In 2022, a total of 10,831 live births were registered in the province of Agusan del Sur. More males (5,709 or 52.7 percent) were registered than females (5,122 or 47.3 percent). This resulted to a sex ratio at birth of 111 males per 100 females.

Among the city/municipalities in the province, the municipality of Prosperidad (capital) recorded the highest number of registered live births with 1,765 males and 1,654 females, followed by the City of Bayugan with 853 males and 798 females. The municipality of Veruela had the least number of registered live births with 39 males and 48 females. (Figure 1 and Table 1)

Figure 1. Number of Registered Live Birth by Sex of the Child and By Place of Occurrence, Agusan del Sur: 2022

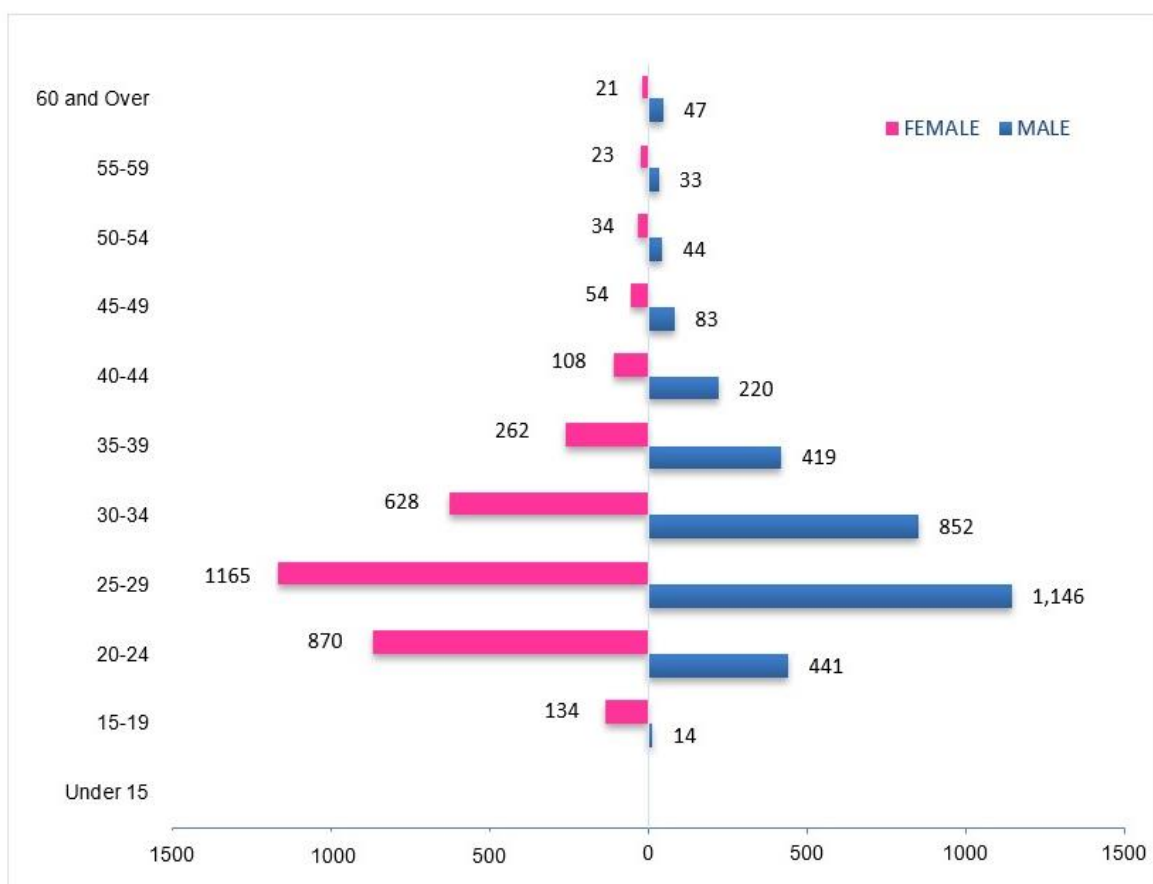


Source: Vital Statistics Division, Civil Registration, Philippine Statistics Authority

Highest number of men and women in Agusan del Sur married between ages 25-29 years old

The number of marriages in Agusan del Sur reached 3,299 in 2022. Among age groups, highest number of men and women married between ages 25 to 29 years old. Of which men and women comprised 34.74 percent and 35.31 percent, respectively of the total number of recorded marriages. (Figure 2 and Table 2)

Figure 2. Number of Registered Marriages by Age Group of Male and Female, Agusan del Sur: 2022



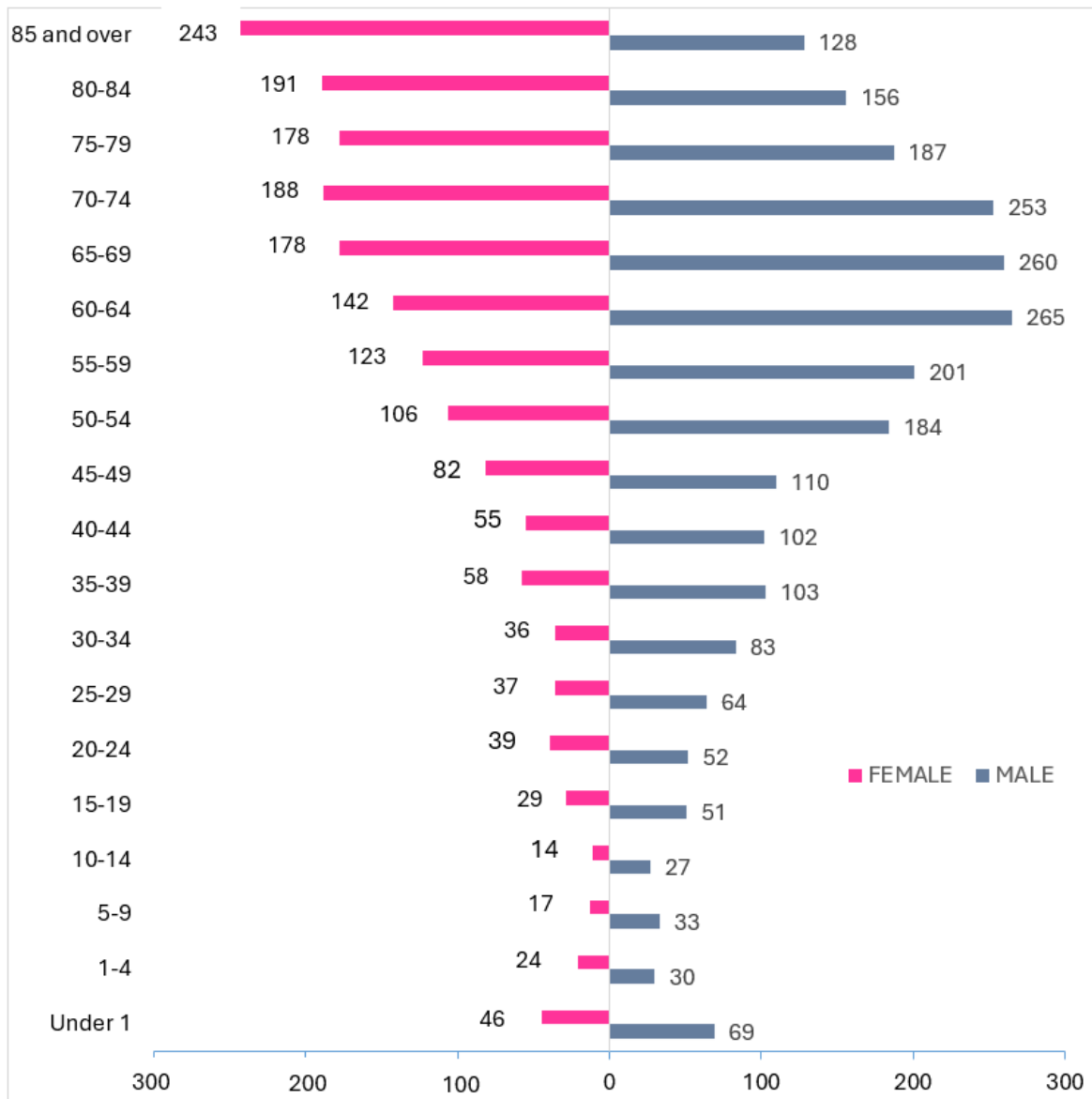
Source: Vital Statistics Division, Civil Registration, Philippine Statistics Authority

More male deaths than female deaths registered

The reported deaths in Agusan del Sur reached 4,144 in 2022. The number of deaths in males (2,358) was higher than deaths in females (1,786) in 2022. This translates in a sex ratio of 132, which means that there were 132 male deaths for every 100 female deaths.

Moreover, among age groups, highest number of male deaths between ages 60-65 years old and female deaths ages between 85 and over. (Figure 3 and Table 3)

Figure 3. Number of Registered Deaths by Age Group, Sex, and Place of Usual Residence, Agusan del Sur: 2022



Source: Vital Statistics Division, Civil Registration, Philippine Statistics Authority

Statistical Tables

Table 1. Number of Registered Live Birth by Sex of the Child and By Place of Occurrence, Agusan del Sur: 2022

Agusan del Sur	Both Sexes	Male	Female
Total	10,831	5,709	5,122
City of Bayugan	1,651	853	798
Bunawan	1,375	734	641
Esperanza	349	188	161
La Paz	152	79	73
Loreto	627	358	269
Prosperidad (Capital)	3,419	1,765	1,654
Rosario	313	161	152
San Francisco	772	412	360
San Luis	257	152	105
Santa Josefa	147	75	72
Sibagat	232	126	106
Talacogon	724	374	350
Trento	726	393	333
Veruela	87	39	48

Source: Vital Statistics Division, Civil Registration, Philippine Statistics Authority

Table 2. Number of Registered Marriages by Age Group of Male and Female, Agusan del Sur: 2022

Agusan del Sur	Male	Female
Under 15	-	-
15-19	14	134
20-24	441	870
25-29	1,146	1,165
30-34	852	628
35-39	419	262
40-44	220	108
45-49	83	54
50-54	44	34
55-59	33	23
60 and Over	47	21

Source: Vital Statistics Division, Civil Registration, Philippine Statistics Authority

Table 3. Number of Registered Deaths by Age Group, Sex, and Place of Usual Residence, Agusan del Sur: 2022

Agusan del Sur	Male	Female
Under 1	69	46
1-4	30	24
5-9	33	17
10-14	27	14
15-19	51	29
20-24	52	39
25-29	64	37
30-34	83	36
35-39	103	58
40-44	102	55
45-49	110	82
50-54	184	106
55-59	201	123
60-64	265	142
65-69	260	178
70-74	253	188
75-79	187	178
80-84	156	191
85 and over	128	243

Source: Vital Statistics Division, Civil Registration, Philippine Statistics Authority

DEMETRIO T. DEJODE, JR.
 Supervising Statistical Specialist
 Officer-In-Charge
 Philippine Statistics Authority
 Provincial Statistical Office of Agusan del Sur