

# PRESS RELEASE

## Provincial Statistical Office of Agusan del Sur Disseminates Results from 2023 Family Income and Expenditure Survey (FIES) First Visit and 2018-2022 Provincial Product Accounts (PPA)

**Date of Release: 11 March 2024**

**Reference No.: 2024-010**

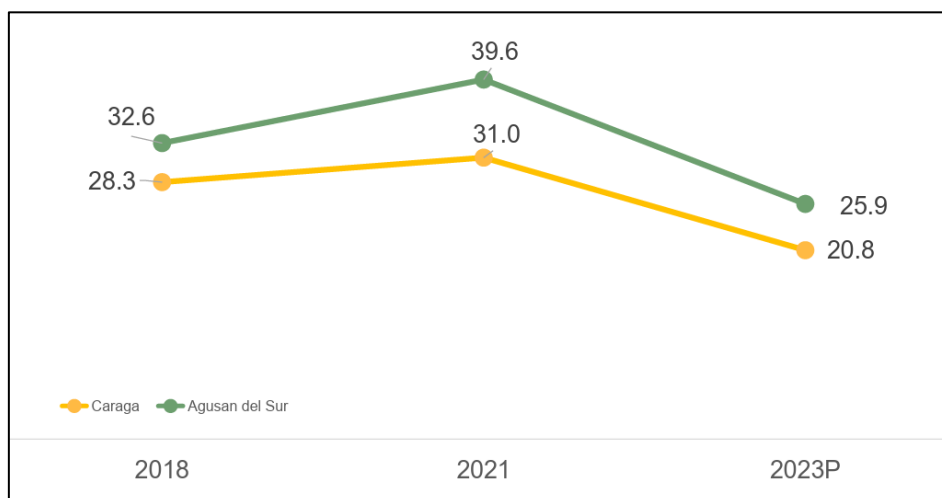


*PSO Agusan del Sur with the Heads of Offices and Hon. Santiago B. Cane, Jr. during the presentation of the results of 2023 FIES first visit and 2018-2022 PPA on 06 March 2024, at GDOP, PGAS Conference Room, Patin-ay, Prosperidad, Agusan del Sur.*

**The Provincial Statistical Office of Agusan del Sur, in collaboration with the Provincial Government officials led by Hon. Santiago B. Cane, Jr., convened at the PGAS Conference Room in Patin-ay, Prosperidad, Agusan del Sur on March 6, 2024, for the presentation of the results of the 2023 FIES first visit and the 2018-2022 PPA findings.**

Continuing its dedicated efforts in data generation, the Provincial Statistical Office of Agusan del Sur provided insights into various statistics, including estimates on the poverty incidence of the province. Poverty incidence, defined as the proportion of families or individuals with per capita income or expenditure below the poverty threshold, was a focal point of discussion. According to the results, the poverty incidence in Agusan del Sur declined to 25.9 percent in 2023 from 39.6 percent in 2021, within the same reference period. (Figure 1)

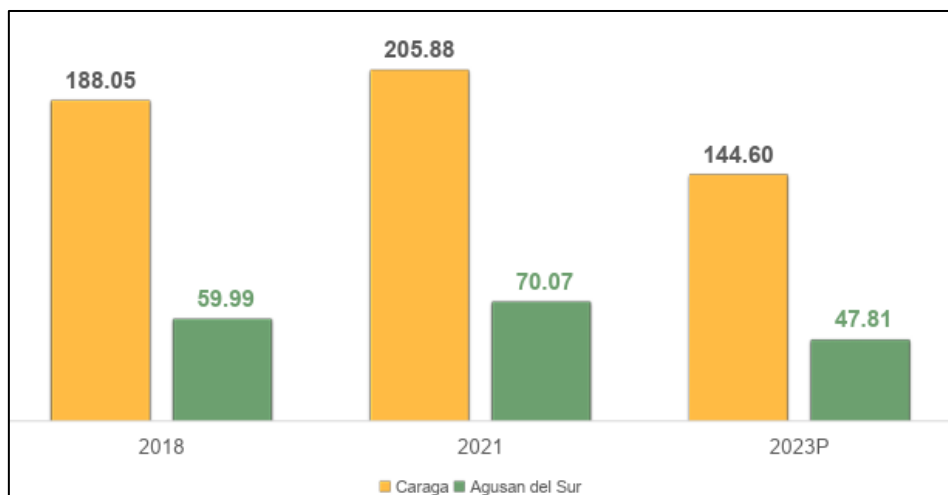
Figure 1: Agusan del Sur Poverty Incidence Among Families in Percent during the First Semester of 2023



Source: Philippine Statistics Authority, 2023 Family Income and Expenditure Survey

The data also revealed a notable decrease in the number of families living below the poverty line in Agusan del Sur, with approximately 47.81 thousand families in 2023 compared to 70.07 thousand families in 2021. (Figure 2)

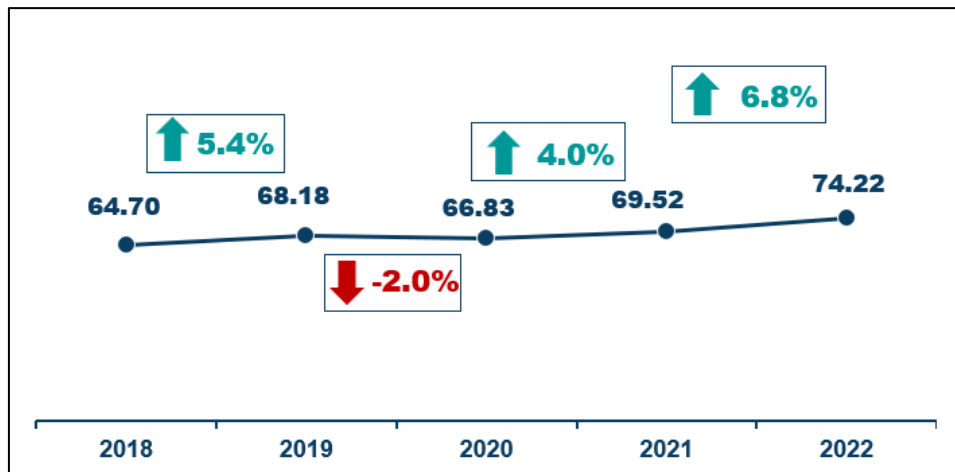
Figure 2: Magnitude of Poor Families in Agusan del Sur during the First Semester of 2023 (in thousands)



Source: Philippine Statistics Authority, 2023 Family Income and Expenditure Survey

On the other hand, The economy of Agusan del Sur grew by 6.8 percent in 2022, faster than the 4.0 percent growth in the previous year the grew by 6.8 percent in 2022. This represents an increase in the value of the Gross Domestic Product (GDP) from 69.52 billion pesos in 2021 to 74.22 billion pesos in 2022. (Figure 3)

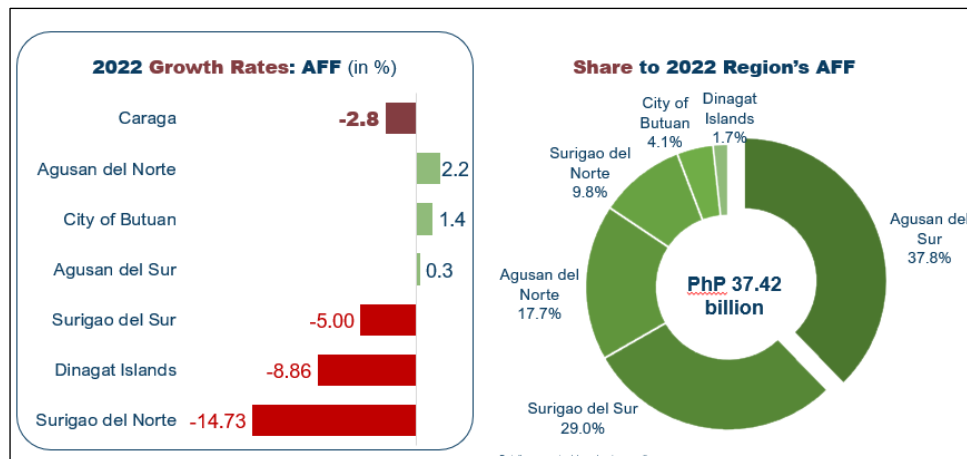
Figure 3: Gross Domestic Product of Agusan del Sur at Constant 2018 Prices, in Billion PhP and Growth Rates: 2018 to 2022




Source: Philippine Statistics Authority, 2018-2022 Provincial Product Accounts

In 2022, the Agriculture, Forestry, and Fishing (AFF) industry in the region experienced a decline in growth rate by 2.8 percent. Among the six economies in Caraga, including five provinces and one highly urbanized city (HUC), three economies witnessed a downturn. However, there were also growth rates observed in three economies, with Agusan del Sur notably among them. When analyzing the share of provinces and the highly urbanized city to the total AFF of the region, Agusan del Sur emerged with the largest share, accounting for 37.8 percent. (Figure 4)

Figure 4: Comparison of Economies in Caraga in Terms of AFF at Constant 2018 Prices, in Billion PhP and Percent Share



Source: Philippine Statistics Authority, 2018-2022 Provincial Product Accounts

  
**DEMETRIO T. DEJOLDE, JR.**  
 Supervising Statistical Specialist  
 Officer-In-Charge