

SPECIAL RELEASE

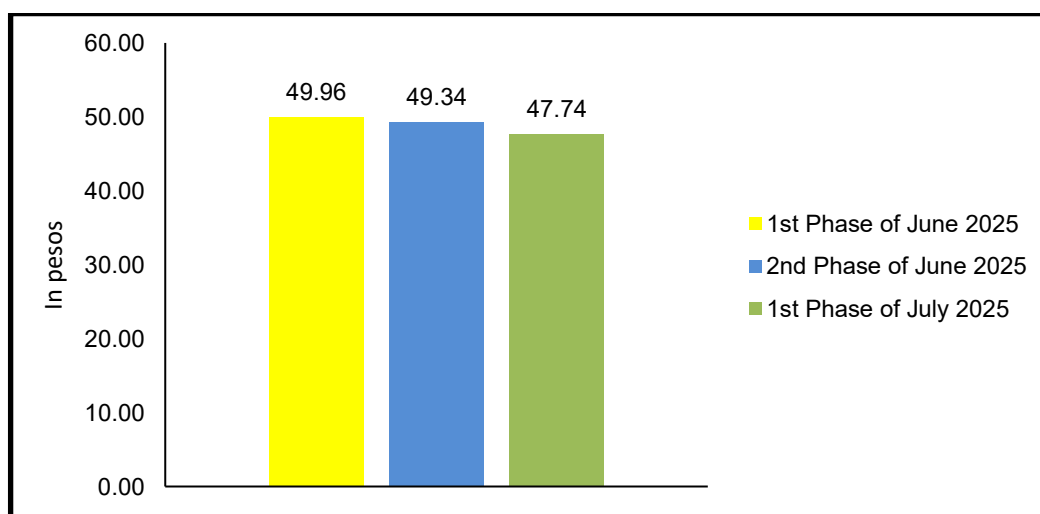
Price Situationer of Selected Agricultural Commodities First Phase of July 2025 Agusan del Norte

Date of Release: 28 July 2025

Reference No. SR25R1602-050

1. Rice, Special

Figure 1: Average Retail Price per Kilogram of Special Rice
Agusan del Norte: First Phase and Second Phase
of June 2025 and First Phase of July 2025



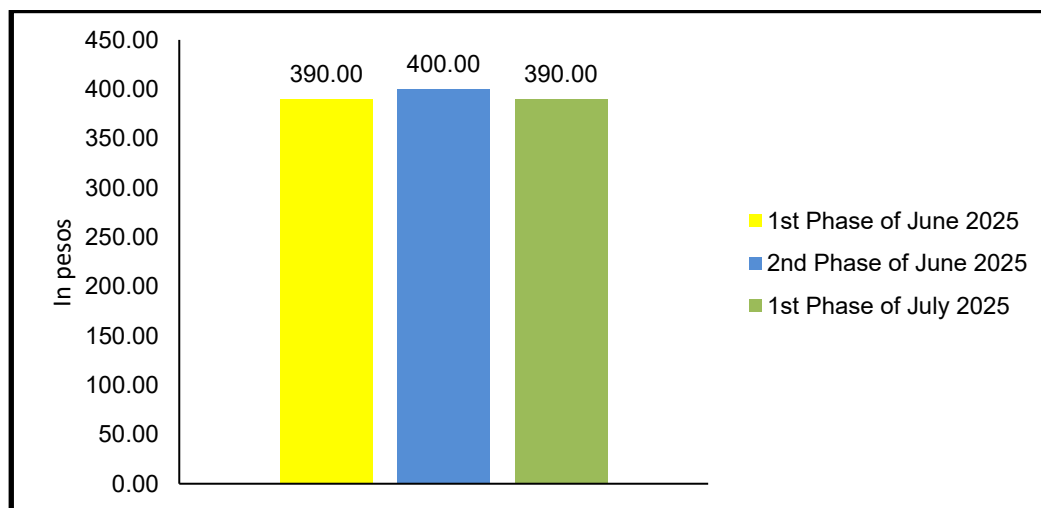
Source: Philippine Statistics Authority, Retail Price Survey of Selected Commodities for the Generation of Consumer Price Index

At the provincial level, a kilogram of special rice had an average retail price of PhP 47.74 in the first phase of July 2025 (01 to 05 July 2025). This was lower than its average retail prices of PhP 49.34 per kilogram during the second phase (15 to 17 June 2025) and PhP 49.96 per kilogram in the first phase of June 2025 (01 to 05 June 2025). (Figure 1)



2. Pork, Liempo

Figure 2: Average Retail Price per kilogram of Pork, Liempo
Agusan del Norte: First Phase and Second Phase
of June 2025 and First Phase of July 2025

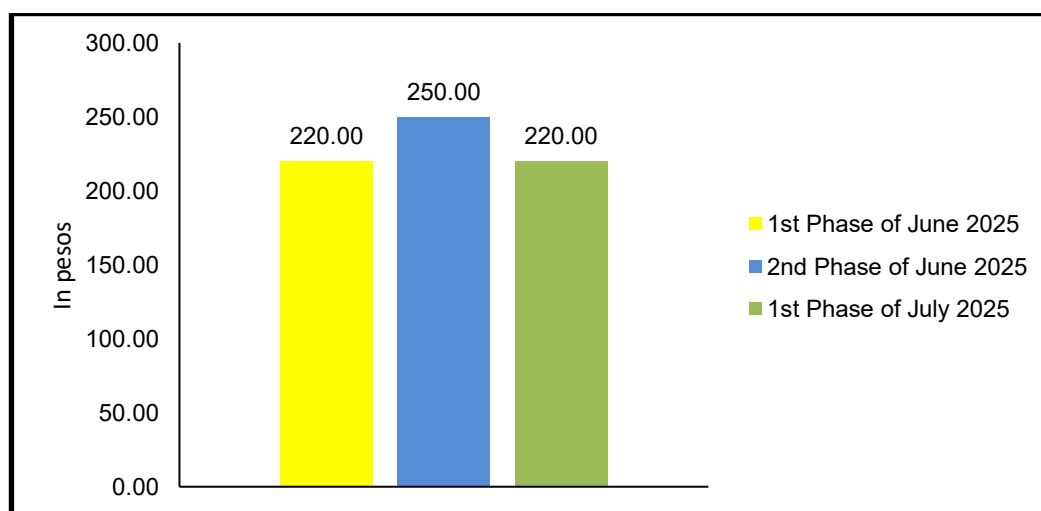


Source: Philippine Statistics Authority, Retail Price Survey of Selected Commodities for the Generation of Consumer Price Index

An average retail price of PhP 390.00 at the provincial level was reported for pork, liempo during the first phase of July 2025. This showed a decrease from its average retail price of PhP 400.00 per kilogram in the second phase of June 2025. Similarly, this recorded the same average retail price in the first phase of June 2025. (Figure 2)

3. Galunggong

Figure 3: Average Retail Price per Kilogram of Galunggong
Agusan del Norte: First Phase and Second Phase
of June 2025 and First Phase of July 2025

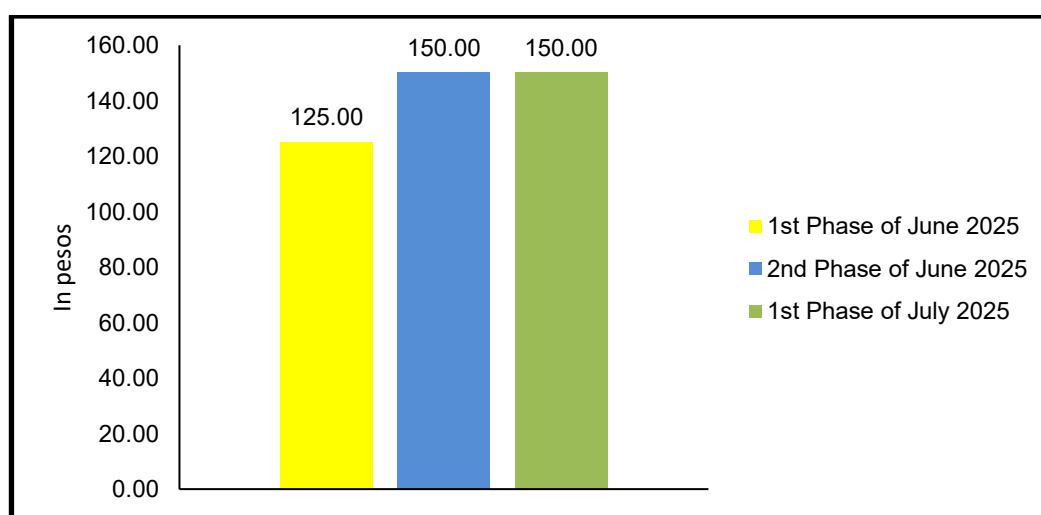


Source: Philippine Statistics Authority, Retail Price Survey of Selected Commodities for the Generation of Consumer Price Index

A kilogram of galunggong in the province had an average retail price of PhP 220.00 during the first phase of July 2025. This was higher than its average retail price in the second phase of June 2025 at PhP 250.00 per kilogram. Meanwhile, this posted the same average retail price of PhP 220.00 per kilogram in the first phase of June 2025. (Figure 3)

4. Pechay, Native

Figure 4: Average Retail Price per Kilogram of Pechay, Native Agusan del Norte: First Phase and Second Phase of June 2025 and First Phase of July 2025

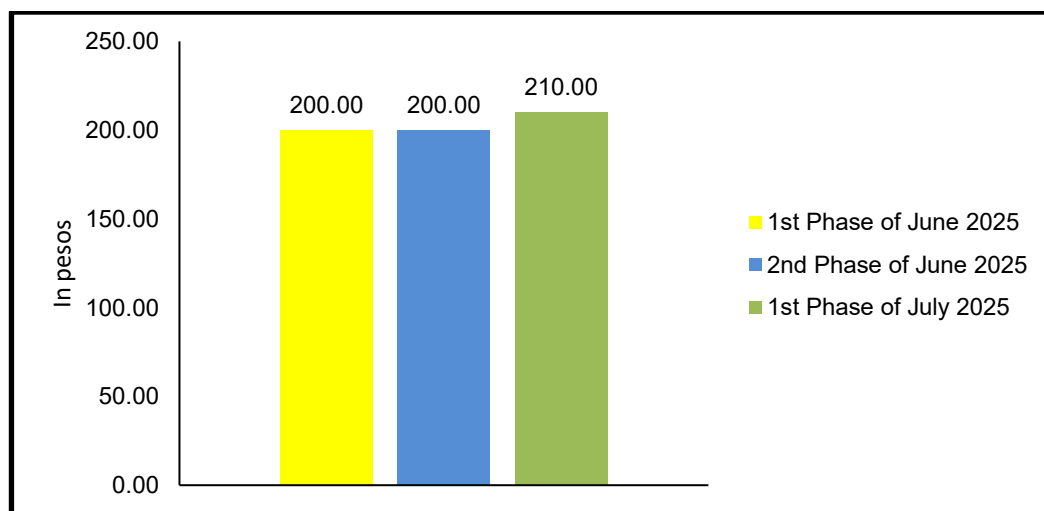


Source: Philippine Statistics Authority, Retail Price Survey of Selected Commodities for the Generation of Consumer Price Index

A kilogram of native pechay in the province had an average retail price of PhP 150.00 during the first phase of July 2025. This recorded the same average retail price in the second phase of June 2025. Meanwhile, this was higher than its average retail price of PhP 125.00 per kilogram in the first phase of June 2025. (Figure 4)

5. Ginger, Hawaiian

Figure 5: Average Retail Price per Kilogram of Ginger, Hawaiian
Agusan del Norte: First Phase and Second Phase
of June 2025 and First Phase of July 2025

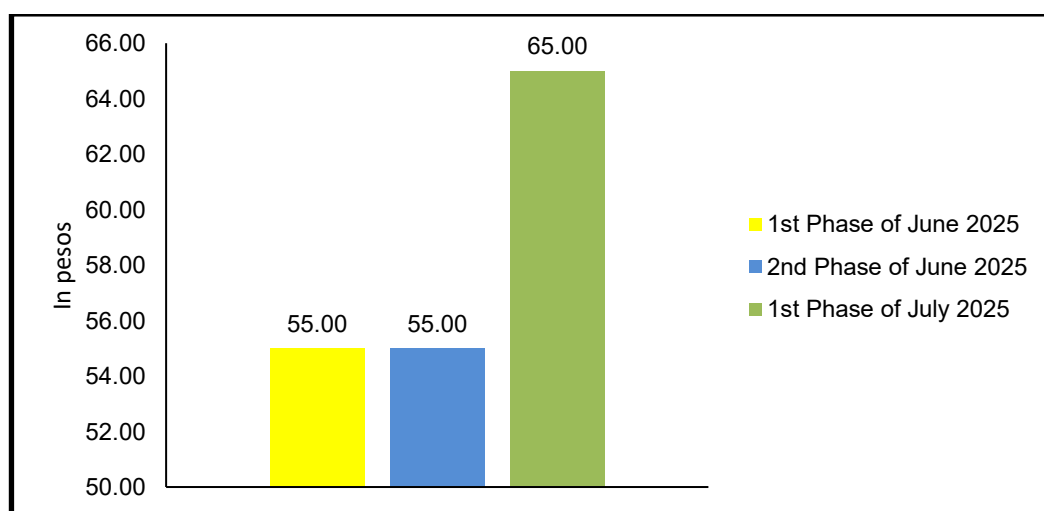


Source: Philippine Statistics Authority, Retail Price Survey of Selected Commodities for the Generation of Consumer Price Index

An average retail price of Hawaiian ginger in the province was at PhP 210.00 per kilogram during the first phase of July 2025. This recorded an increase from its average retail price of PhP 200.00 per kilogram in the first phase and second phase of June 2025. (Figure 5)

6. Banana, Latundan

Figure 6: Average Retail Price per Kilogram of Banana, Latundan
Agusan del Norte: First Phase and Second Phase
of June 2025 and First Phase of July 2025

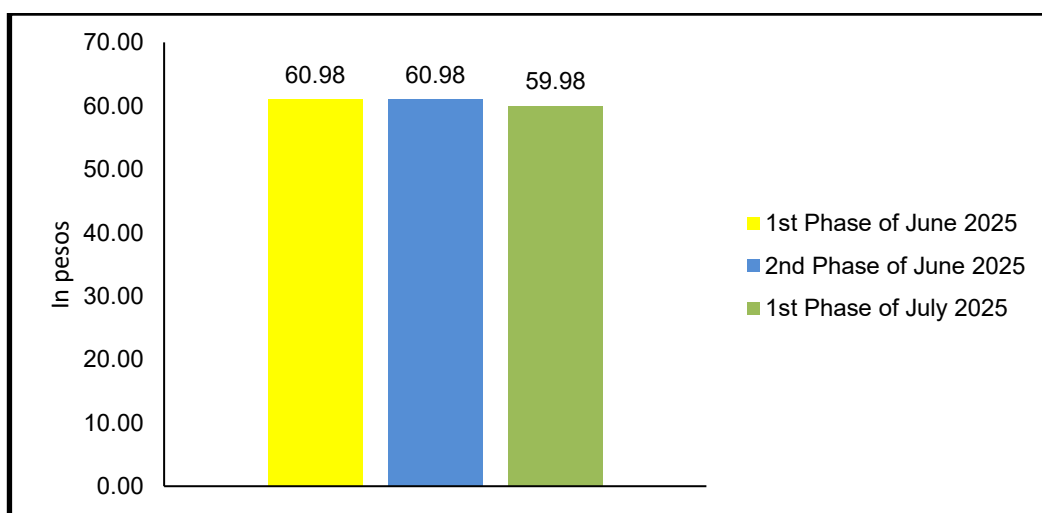


Source: Philippine Statistics Authority, Retail Price Survey of Selected Commodities for the Generation of Consumer Price Index

At the provincial level, a kilogram of banana, latundan had an average retail price of PhP 65.00 in the first phase of July 2025. This was higher than its average retail price of PhP 55.00 per kilogram in the second phase and first phase of June 2025. (Figure 6)

7. Brown Sugar


Figure 7: Average Retail Price per Kilogram of Brown Sugar
Agusan del Norte: First Phase and Second Phase
of June 2025 and First Phase of July 2025



Source: Philippine Statistics Authority, Retail Price Survey of Selected Commodities for the Generation of Consumer Price Index

A kilogram of brown sugar in the province had an average retail price of PhP 59.98 during the first phase of July 2025. This was lower than its average retail price of PhP 60.98 per kilogram in the second phase and first phase of June 2025. (Figure 7)

Approved by:


REYNELO S. MAGNO
Chief Statistical Specialist, PSO – Agusan del Norte
Telephone number: (085) 817-3193 / Telefax No.: (085) 225 – 2097
Email address: agusandelnorte@psa.gov.ph