

SPECIAL RELEASE

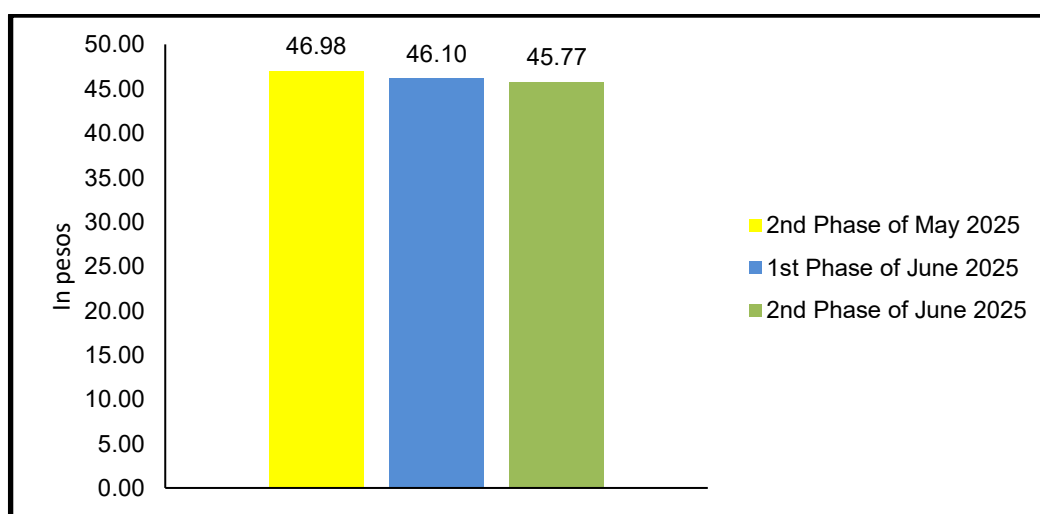
Price Situationer of Selected Agricultural Commodities Second Phase of June 2025 Butuan City

Date of Release: 22 July 2025

Reference No. SR25R1602-049

1. Rice, Regular Milled

Figure 1: Average Retail Price per Kilogram of Rice, Regular Milled
Butuan City: Second Phase of May 2025 and
First Phase and Second Phase of June 2025



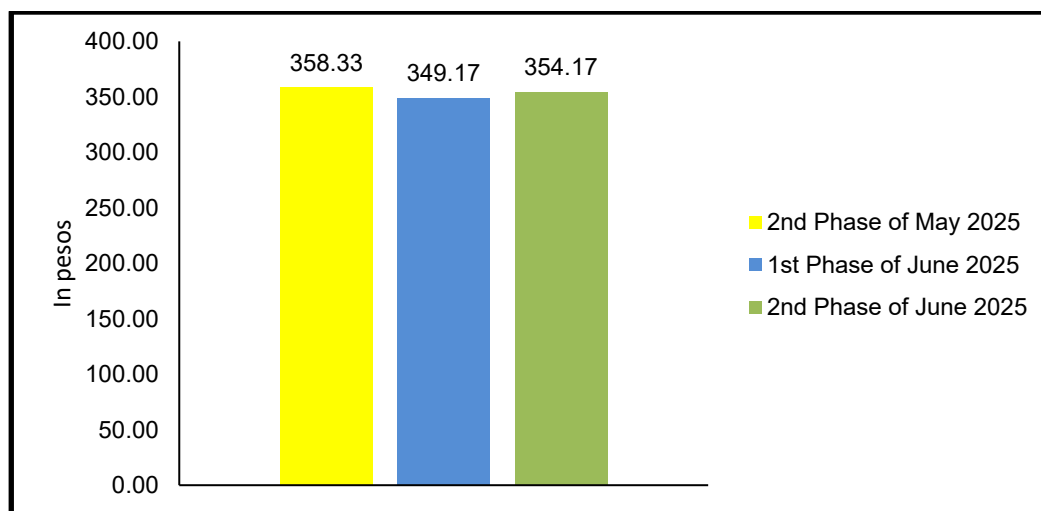
Source: Philippine Statistics Authority, Retail Price Survey of Selected Commodities for the Generation of Consumer Price Index

At the city level, a kilogram of regular milled rice had an average retail price of PhP 45.77 in the second phase of June 2025 (15 to 17 June 2025). This was slightly lower than the average retail price of PhP 46.10 per kilogram during the first phase of June 2025 (01 to 05 June 2025). Similarly, this selected commodity showed a decrease relative to its price level in the second phase of May 2025 (15 to 17 May 2025) at PhP 46.98 per kilogram. (Figure 1)



2. Pork, Kasim

Figure 2: Average Retail Price per Kilogram of Pork, Kasim
Butuan City: Second Phase of May 2025 and
First Phase and Second Phase of June 2025

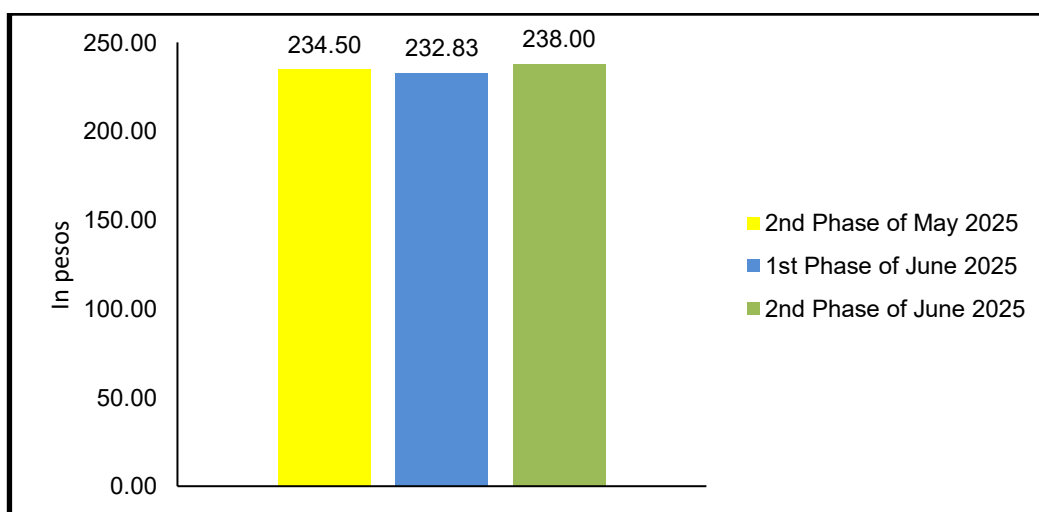


Source: Philippine Statistics Authority, Retail Price Survey of Selected Commodities for the Generation of Consumer Price Index

An average retail price of pork, kasim was at PhP 354.17 per kilogram at the city level during the second phase of June 2025. It posted an increase from its average retail price of PhP 349.17 per kilogram in the first phase of June 2025. Meanwhile, this was lower relative to its price level of PhP 358.33 per kilogram in the second phase of May 2025. (Figure 2)

3. Bangus

Figure 3: Average Retail Price per Kilogram of Bangus
Butuan City: Second Phase of May 2025 and
First Phase and Second Phase of June 2025

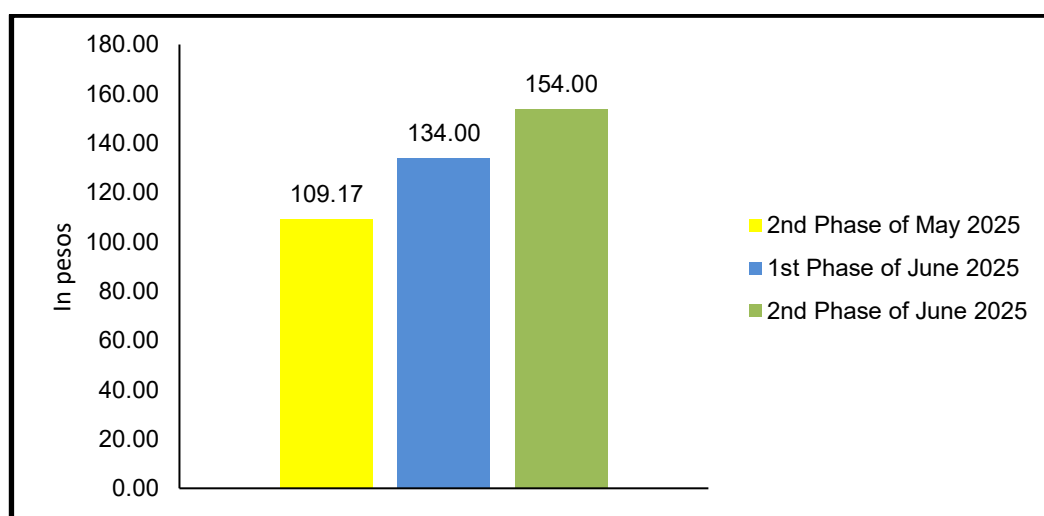


Source: Philippine Statistics Authority, Retail Price Survey of Selected Commodities for the Generation of Consumer Price Index

A kilogram of bangus in the city had an average retail price of PhP 238.00 during the second phase of June 2025. This was higher compared to its average retail prices of PhP 232.83 per kilogram in the first phase of June 2025 and PhP 234.50 per kilogram in the second phase of May 2025. (Figure 3)

4. Pechay, Native

Figure 4: Average Retail Price per Kilogram of Pechay, Native
Butuan City: Second Phase of May 2025 and
First Phase and Second Phase of June 2025

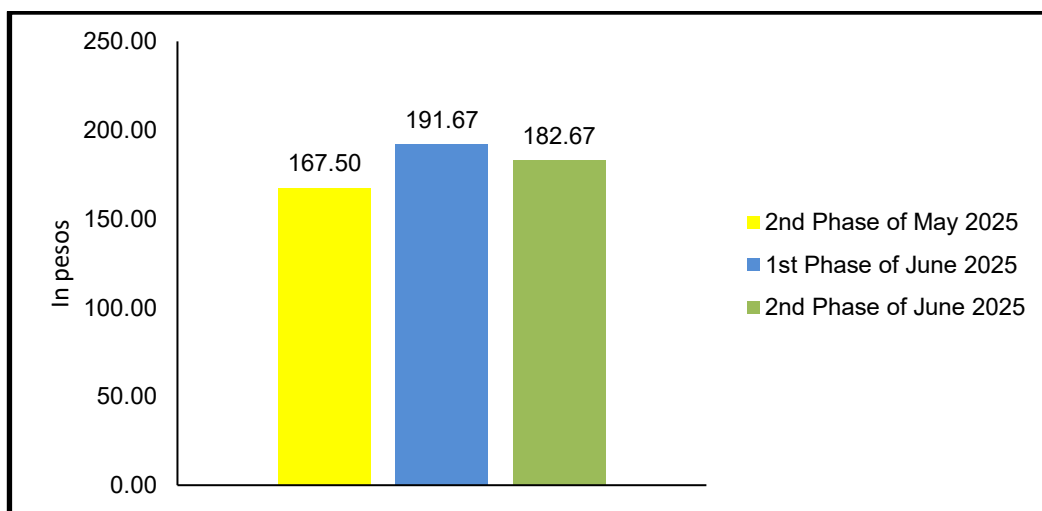


Source: Philippine Statistics Authority, Retail Price Survey of Selected Commodities for the Generation of Consumer Price Index

A kilogram of native pechay in the city had an average retail price of PhP 154.00 during the second phase of June 2025. This was higher than its average retail prices of PhP 134.00 per kilogram in the first phase of June 2025 and PhP 109.17 per kilogram in the second phase of May 2025. (Figure 4)

5. Onion, Red

Figure 5: Average Retail Price per Kilogram of Onion, Red
Butuan City: Second Phase of May 2025 and
First Phase and Second Phase of June 2025

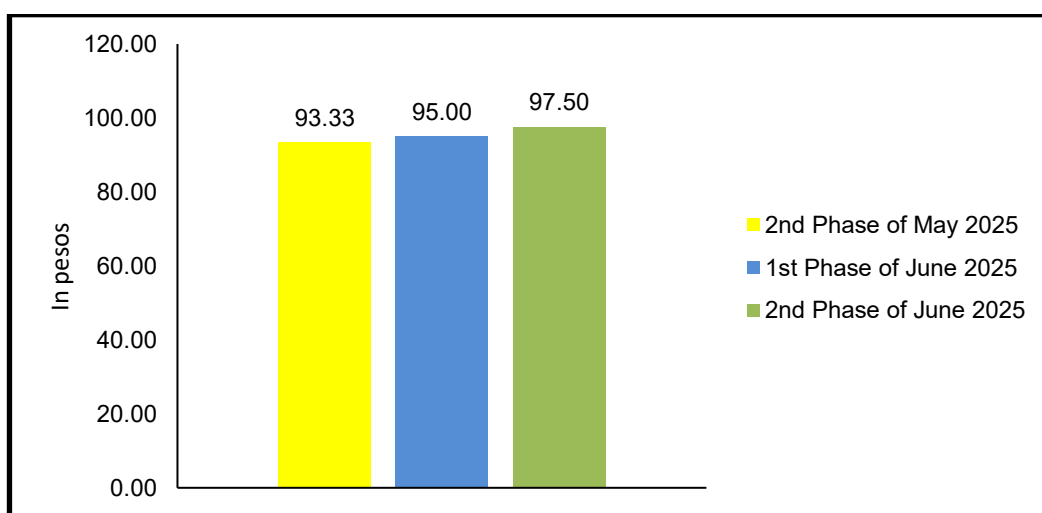


Source: Philippine Statistics Authority, Retail Price Survey of Selected Commodities for the Generation of Consumer Price Index

A kilogram of red onion in the city had an average retail price of PhP 182.67 during the second phase of June 2025. This was lower than its average retail price of PhP 191.67 per kilogram in the first phase of June 2025. Similarly, this also showed an increase relative to its price level of PhP 167.50 per kilogram in the second phase of May 2025. (Figure 5)

6. Calamansi

Figure 6: Average Retail Price per Kilogram of Calamansi
Butuan City: Second Phase of May 2025 and
First Phase and Second Phase of June 2025

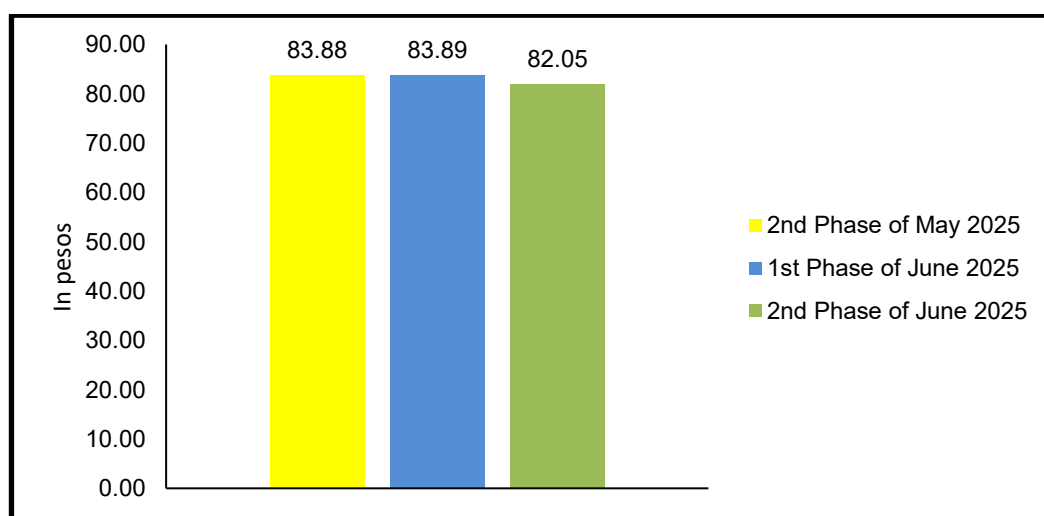


Source: Philippine Statistics Authority, Retail Price Survey of Selected Commodities for the Generation of Consumer Price Index

A kilogram of calamansi in the city had an average retail price of PhP 97.50 during the second phase of June 2025. This selected commodity has shown continuous increase from its average retail prices of PhP 93.33 per kilogram in the second phase of May 2025, then PhP 95.00 per kilogram in the first phase of June 2025. (Figure 6)

7. Refined Sugar

Figure 7: Average Retail Price per Kilogram of Refined Sugar
Butuan City: Second Phase of May 2025 and
First Phase and Second Phase of June 2025



Source: Philippine Statistics Authority, Retail Price Survey of Selected Commodities for the Generation of Consumer Price Index

A kilogram of refined sugar in the city recorded an average retail price of PhP 82.05 during the second phase of June 2025. This was lower compared to its average retail price of PhP 83.89 per kilogram in the first phase of June 2025. Similarly, this selected commodity showed a decrease relative to its price level of PhP 83.88 per kilogram in the second phase of May 2025. (Figure 7)

Approved by:


REYNE L. S. MAGNO

Chief Statistical Specialist, PSO – Agusan del Norte

Telephone number: (085) 817-3193 / Telefax No.: (085) 225 – 2097

Email address: agusandelnorte@psa.gov.ph