

# SPECIAL RELEASE

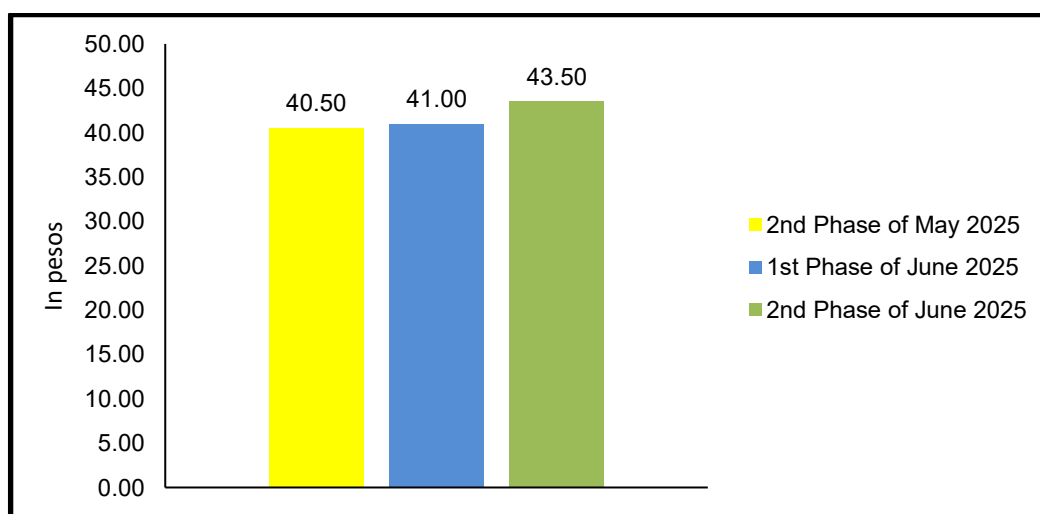
## Price Situationer of Selected Agricultural Commodities Second Phase of June 2025 Agusan del Norte

Date of Release: 22 July 2025

Reference No. SR25R1602-048

### 1. Rice, Well Milled

Figure 1: Average Retail Price per Kilogram of Rice, Well Milled  
Agusan del Norte: Second Phase of May 2025 and  
First Phase and Second Phase of June 2025



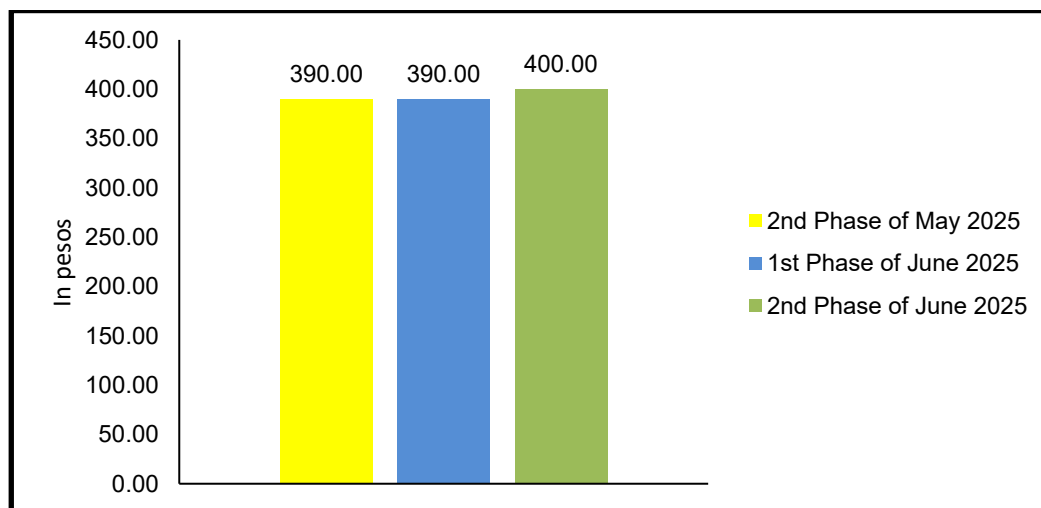
Source: Philippine Statistics Authority, Retail Price Survey of Selected Commodities for the Generation of Consumer Price Index

At the provincial level, the average retail price of well-milled rice was at PhP 43.50 per kilogram in the second phase of June 2025 (15 to 17 June). This showed an increment from its average retail prices of PhP 41.00 per kilogram in the first phase of June 2025 (01 to 05 June) and PhP 40.50 per kilogram in the second phase of May 2025 (15 to 17 May). (Figure 1)



## 2. Pork, Liempo

Figure 2: Average Retail Price per kilogram of Pork, Liempo  
Agusan del Norte: Second Phase of May 2025  
and First Phase and Second Phase of June 2025

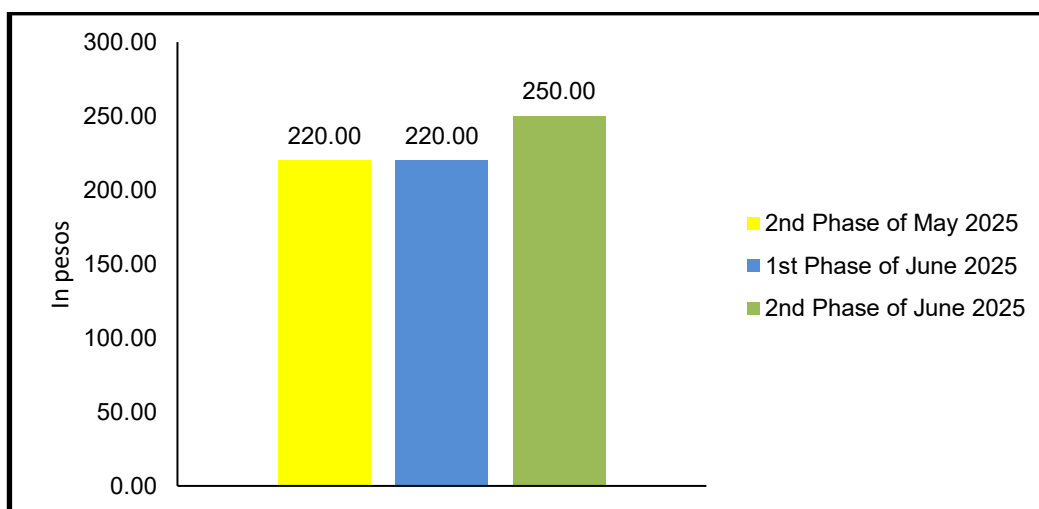


Source: Philippine Statistics Authority, Retail Price Survey of Selected Commodities for the Generation of Consumer Price Index

An average retail price of pork, liempo was reported at PhP 400.00 per kilogram during the second phase of June 2025. It showed an increase from its average retail price of PhP 390.00 per kilogram in the first phase of June 2025 and second phase of May 2025. (Figure 2)

## 3. Galunggong

Figure 3: Average Retail Price per Kilogram of Galunggong  
Agusan del Norte: Second Phase of May 2025  
and First Phase and Second Phase of June 2025

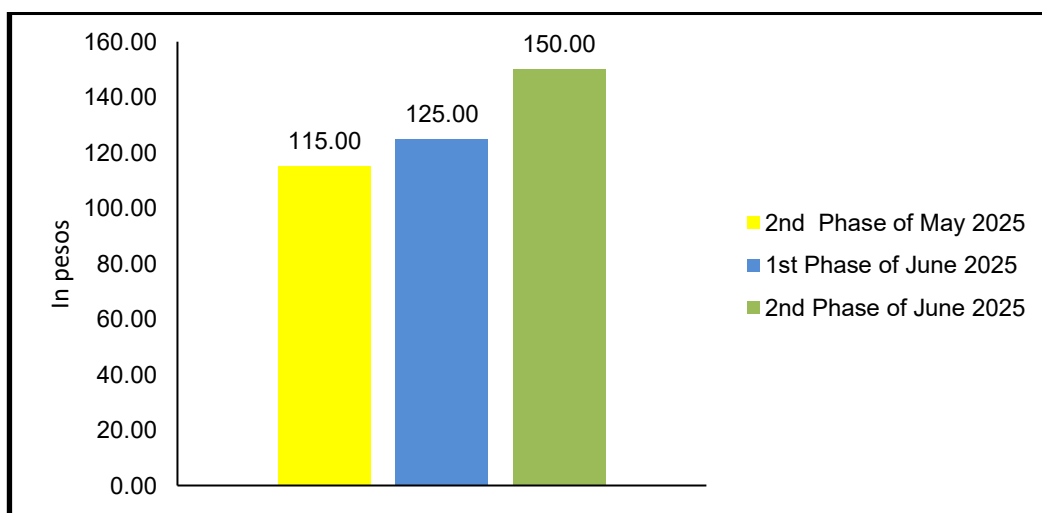


Source: Philippine Statistics Authority, Retail Price Survey of Selected Commodities for the Generation of Consumer Price Index

A kilogram of galunggong in the province had an average retail price of PhP 250.00 during the second phase of June 2025. This was higher compared to its average retail price of PhP 220.00 per kilogram in the first phase of June 2025 and second phase of May 2025. (Figure 3)

#### 4. Pechay, Native

Figure 4: Average Retail Price per Kilogram of Pechay, Native  
Agusan del Norte: Second Phase of May 2025  
and First Phase and Second Phase of June 2025

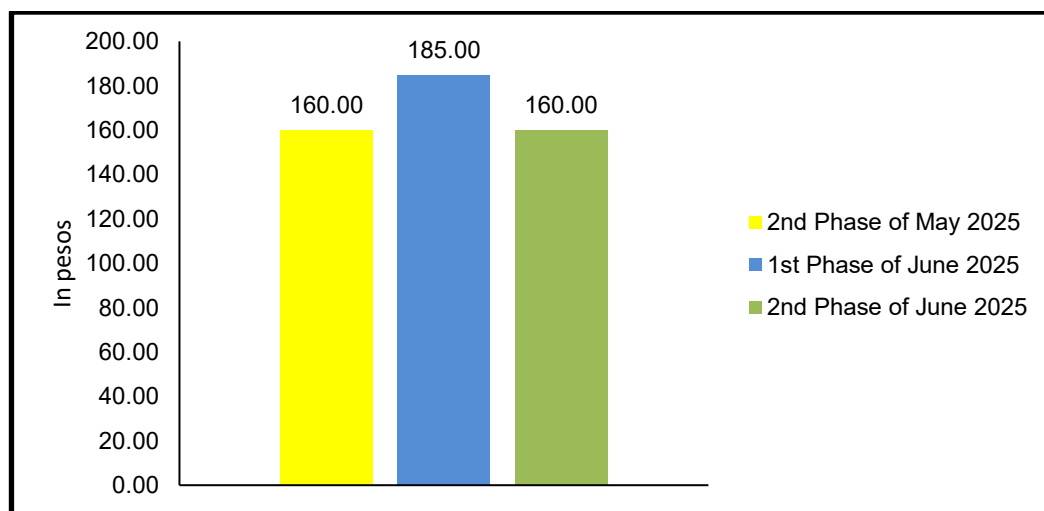


Source: Philippine Statistics Authority, Retail Price Survey of Selected Commodities for the Generation of Consumer Price Index

A kilogram of native pechay in the province had an average retail price of PhP 150.00 during the second phase of June 2025. This selected commodity had shown continuous increase in its average retail price from PhP 115.00 per kilogram in the second phase of May 2025, then PhP 125.00 per kilogram in the first phase of June 2025. (Figure 4)

## 5. Onion, Red

Figure 5: Average Retail Price per Kilogram of Onion, Red  
Agusan del Norte: Second Phase of May 2025  
and First Phase and Second Phase of June 2025

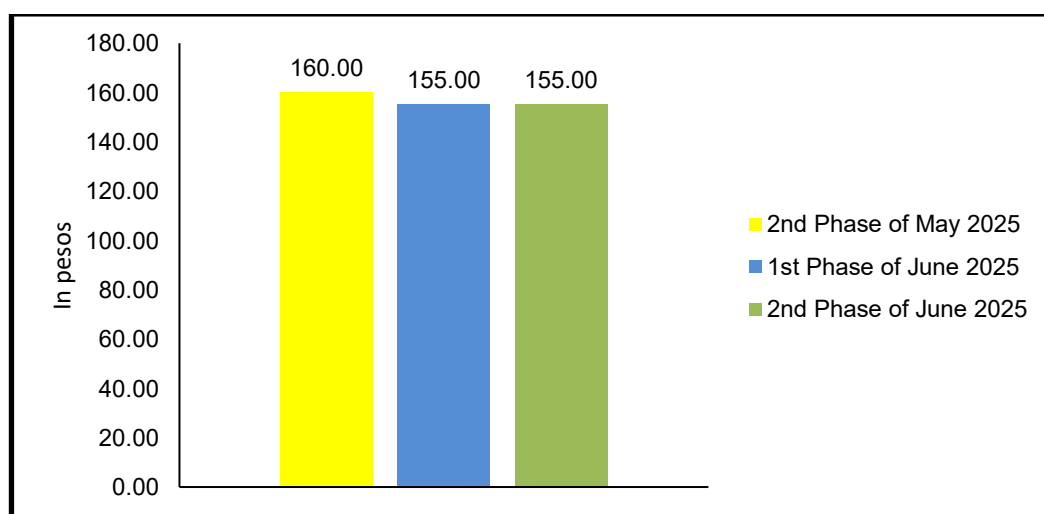


Source: Philippine Statistics Authority, Retail Price Survey of Selected Commodities for the Generation of Consumer Price Index

An average retail price of red onion in the province was at PhP 160.00 per kilogram in the second phase of June 2025. This was lower than its average retail price of PhP 185.00 per kilogram during the first phase of June 2025. Meanwhile, this recorded the same average retail price per kilogram in the second phase of May 2025. (Figure 5)

## 6. Mango, Carabao

Figure 6: Average Retail Price per Kilogram of Mango, Carabao  
Agusan del Norte: Second Phase of May 2025  
and First Phase and Second Phase of June 2025

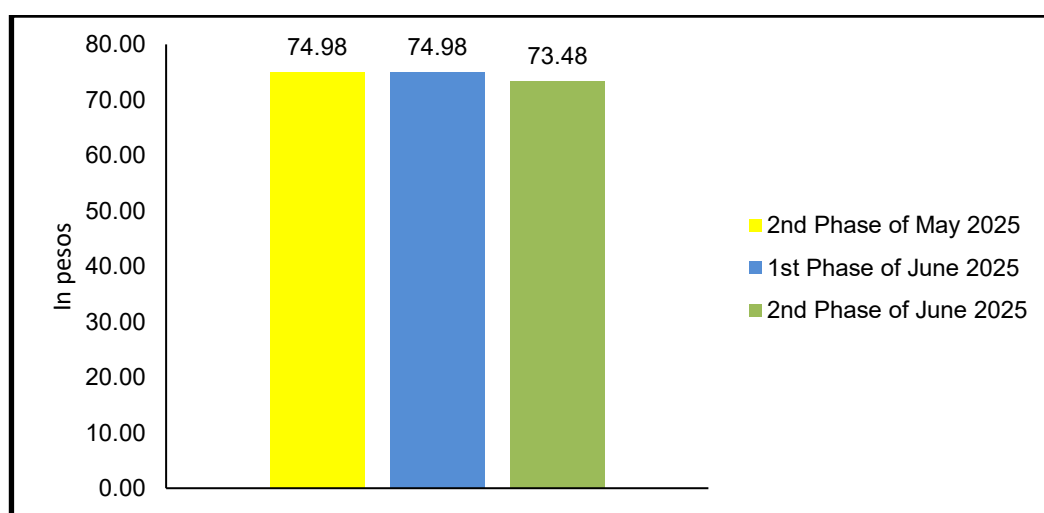


Source: Philippine Statistics Authority, Retail Price Survey of Selected Commodities for the Generation of Consumer Price Index

At the provincial level, a kilogram of carabao mango had an average retail price of PhP 155.00 in the second phase and first phase of June 2025. This was lower than the average retail price of PhP 160.00 per kilogram during the second phase of May 2025. (Figure 6)

## 7. Refined Sugar

Figure 7: Average Retail Price per Kilogram of Refined Sugar  
Agusan del Norte: Second Phase of May 2025  
and First Phase and Second Phase of June 2025



Source: Philippine Statistics Authority, Retail Price Survey of Selected Commodities for the Generation of Consumer Price Index

A kilogram of refined sugar in the province had an average retail price of PhP 73.48 during the second phase of June 2025. This was lower than its average retail price of PhP 74.98 per kilogram in the first phase of June 2025 and in the second phase of May 2025. (Figure 7)

Approved by:

  
**REYNELO S. MAGNO**

Chief Statistical Specialist, PSO – Agusan del Norte

Telephone number: (085) 817-3193 / Telefax No.: (085) 225 – 2097

Email address: [agusandelnorte@psa.gov.ph](mailto:agusandelnorte@psa.gov.ph)