

SPECIAL RELEASE

Agusan del Norte Fishery Situation Report for October to December 2024 and 2023

Date of Release: June 2025

Reference No. SR 25R1606-048

Agusan del Norte fisheries production increases by 15.64 percent in 2024

Agusan del Norte fisheries production during the fourth quarter of 2024 was estimated at 2,865.96 metric tons. It increased by 15.64 percent from 2,478.25 metric tons in 2023 of same quarter. This growth was primarily attributed to the increased output from both marine municipal fisheries and aquaculture fisheries. (See Figure 1 and Table 1)

Figure 1. Fisheries Volume of Production, Agusan del Norte: October to December 2024 and 2023



Source: Philippine Statistics Authority, Fisheries Statistics Division

Table 1. Fisheries Volume of Production, Agusan del Norte: October to December 2024 and 2023

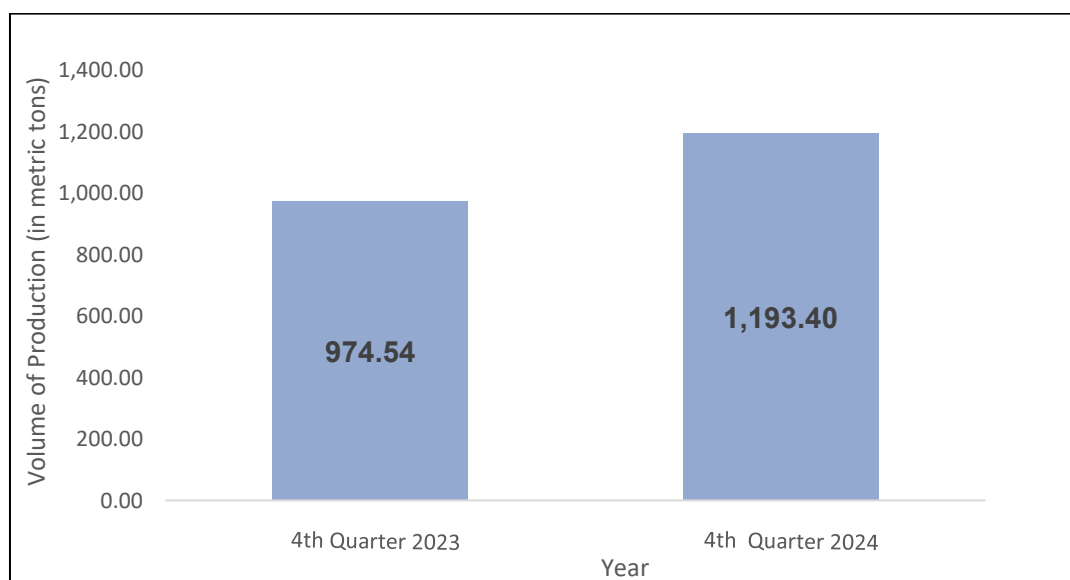
Subsector	Production in metric tons		Percent change	Percent Contribution
	4 th Quarter 2023	4 th Quarter 2024	2023/2024	2024
Fisheries	2,478.25	2,865.96	15.64	100.00
Municipal	974.54	1,193.40	22.46	41.64
Inland	434.24	550.35	26.74	19.20
Aquaculture	1,069.47	1,122.21	4.93	39.16

Note: Percent change and percent share may yield different results when computed manually due to rounding.

Source: Philippine Statistics Authority, Fisheries Statistics Division

Marine municipal fisheries accounted for 41.64 percent of the total fisheries production in Agusan del Norte, which reached 2,865.96 metric tons. In the fourth quarter of 2024, marine municipal fisheries recorded a production volume of 1,193.40 metric tons an increase of 22.46% compared to the same quarter of the previous year, which registered 974.54 metric tons.

Figure 2. Fisheries Volume of Production, Marine Municipal Fisheries, Agusan del Norte: October to December 2024 and 2023

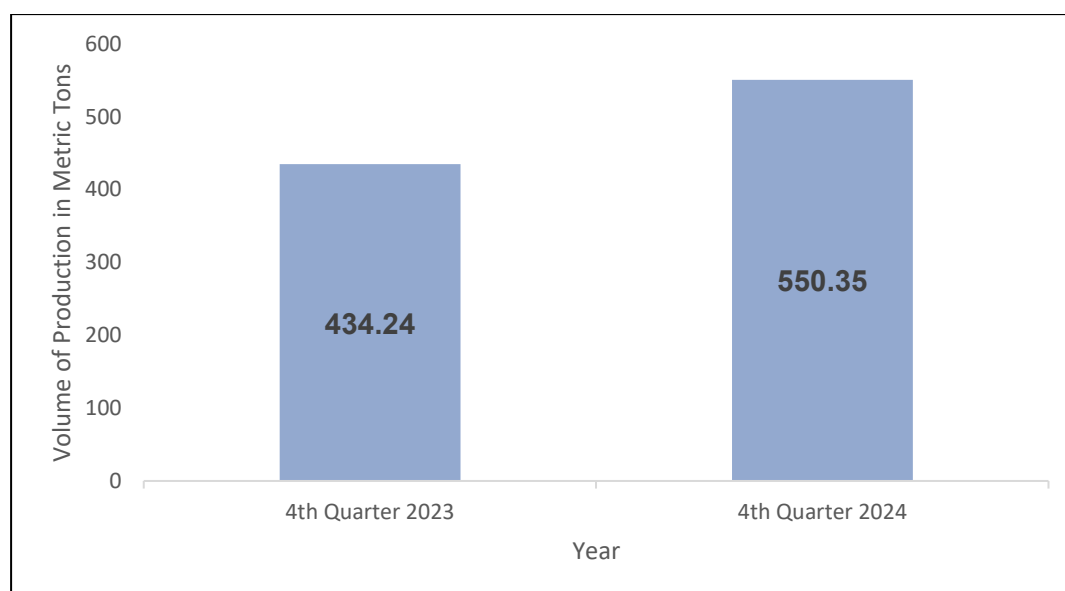


Source: Philippine Statistics Authority, Fisheries Statistics Division



Inland municipal fisheries recorded a total production of 550.35 metric tons during the fourth quarter of 2024, accounting for 19.20 percent of the province's total fisheries output. This represents a 26.74 percent increase compared to the 434.24 metric tons produced in the same quarter of the previous year.

Figure 3. Fisheries Volume of Production, Inland Municipal Fisheries, Agusan del Norte: October to December 2023 and 2024

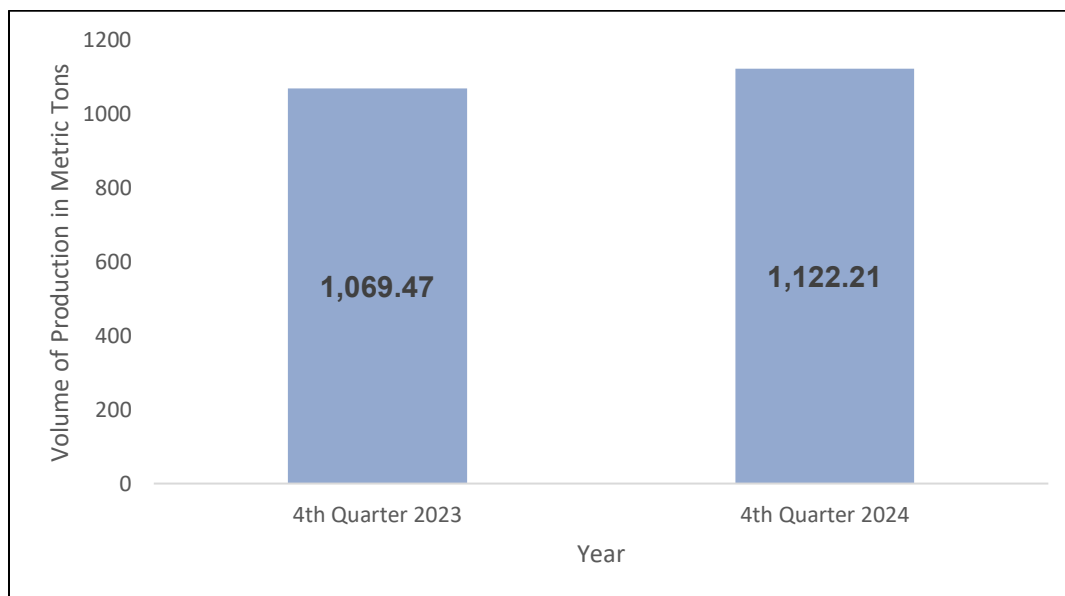


Source: Philippine Statistics Authority, Fisheries Statistics Division

On the other hand, total production from Aquafarms recorded 1,122.21 metric tons in the fourth quarter of 2024, reflecting a 4.93 percent increase from 1,069.47 metric tons in the same period of 2023. This subsector contributed 39.16% to the province's overall fisheries production. (Figure 4 and Table 1)

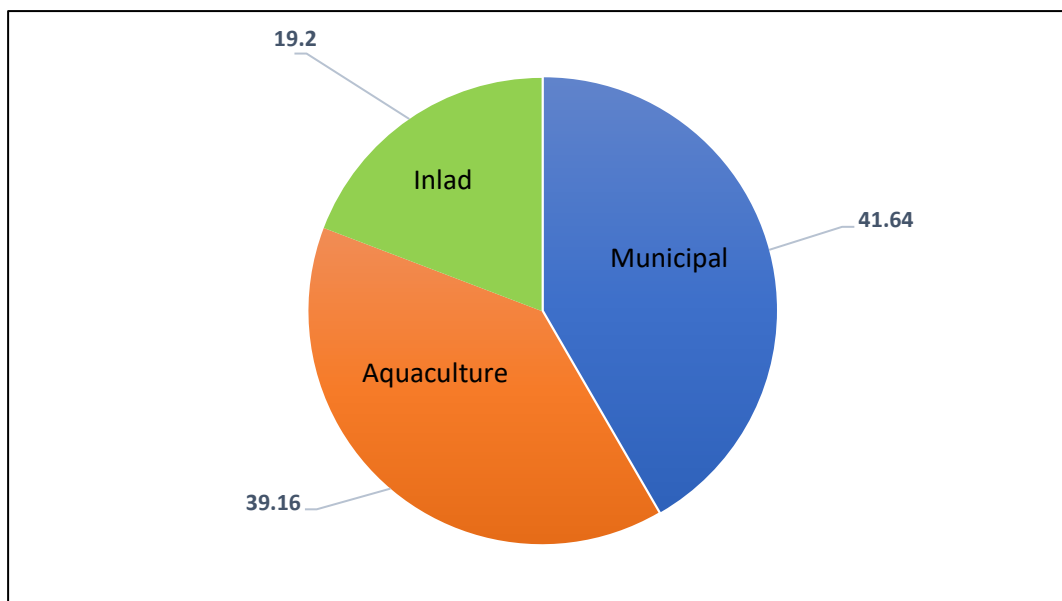


Figure 4. Fisheries Volume of Production, Aquaculture Fisheries, Agusan del Norte: October to December 2023 and 2024



Source: Philippine Statistics Authority, Fisheries Statistics Division

Figure 5. Percent Distribution of Fisheries Volume of Production by Subsector: Fourth Quarter 2024



Source: Philippine Statistics Authority, Fisheries Statistics Division



Figure 5 shows the percent distribution of fisheries production by subsector for the fourth quarter of 2024. Among the subsectors, marine municipal fisheries emerged as the leading contributor, accounting for 41.64 percent of the province's total production. This was followed by aquaculture fisheries with a 39.16 percent share, and inland municipal fisheries with 19.20 percent.

TECHNICAL NOTES

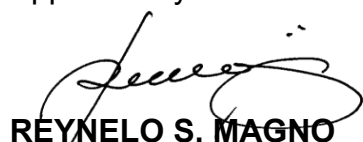
Fisheries – refer to all activities relating to the act or business of fishing, culturing, preserving, processing, marketing, developing, conserving and managing aquatic resources and the fishery areas including the privilege to fish or take aquatic resources thereof (RA 8550) otherwise known as (“The Philippine Fisheries code of 1998”).

Quarterly Municipal Fisheries Survey (QMFS) - is a quarterly survey on the municipal fishery production in the Philippines. This survey also aims to generate statistics on quarterly volume and value of fish unloaded at the Municipal Fish Landing Centers by species at the provincial, regional and national levels. This survey covers fishing operations carried out without the use of boat or with the use of boat of three (3) gross tons or less.

Inland Fisheries Survey (QIFS) - covers fishing operations performed in inland bodies of water using fishing vessels three (3) gross tons or less or fishing not requiring the use of fishing vessels.

Quarterly Aquaculture Survey (QAqS) - is a quarterly survey that generates statistics of volume and value of aquaculture production by aqua farm type and environments covered, by species, by quarter at the provincial, regional and national levels.



Approved by:



REYNELO S. MAGNO
Chief Statistical Specialist
Philippine Statistics Authority – Agusan del Norte
Tel. No.: (085) 8173193
Email add: agusandelnorte@psa.gov.ph



2nd Floor Laurente Building, J. C. Aquino Ave., Butuan City 8600

 (6385) 2255 – ORD / (6385) 8152878 – SOCD • Telefax: (6385) 8154935
 agusandelnorte@psa.gov.ph • www.psa.gov.ph