

SPECIAL RELEASE

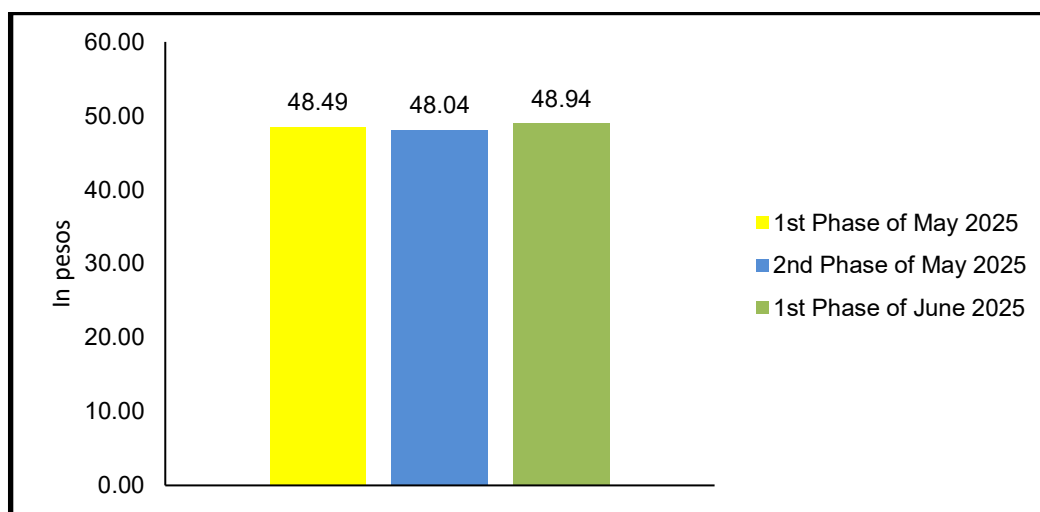
Price Situationer of Selected Agricultural Commodities First Phase of June 2025 Butuan City

Date of Release: 26 June 2025

Reference No. SR25R1602-047

1. Rice, Well Milled

Figure 1: Average Retail Price per Kilogram of Well-Milled Rice
Butuan City: First Phase and Second Phase
of May 2025 and First Phase of June 2025



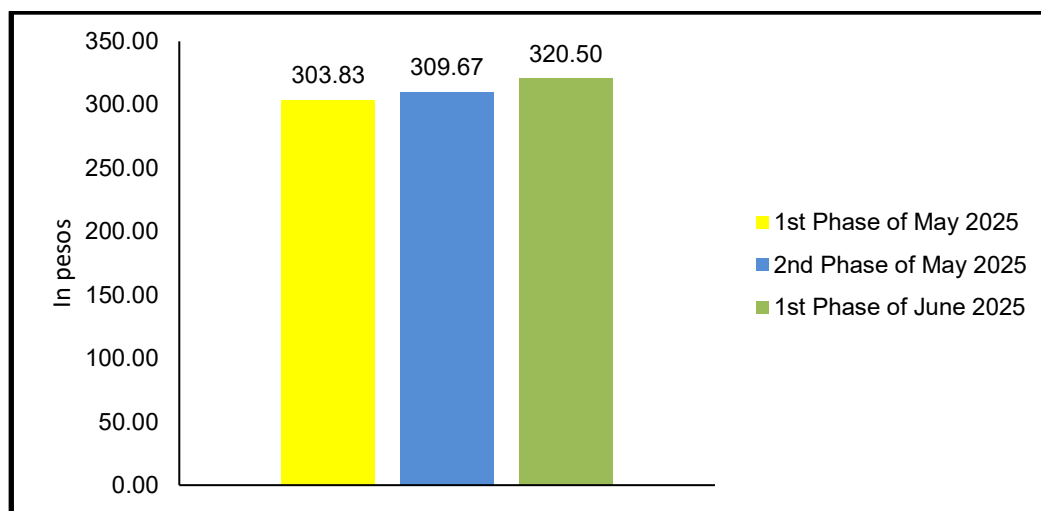
Source: Philippine Statistics Authority, Retail Price Survey of Selected Commodities for the Generation of Consumer Price Index

At the city level, a kilogram of well-milled rice had an average retail price of PhP 48.94 in the first phase of June 2025 (01 to 05 June 2025). This was higher than the average retail prices of PhP 48.49 per kilogram during the first phase of May 2025 (01 to 05 May 2025) and PhP 48.04 per kilogram in the second phase of May 2025 (15 to 17 May 2025). (Figure 1)



2. Pork, Meat with Bones

Figure 2: Average Retail Price per kilogram of Pork, Meat with Bones
Butuan City: First Phase and Second Phase
of May 2025 and First Phase of June 2025

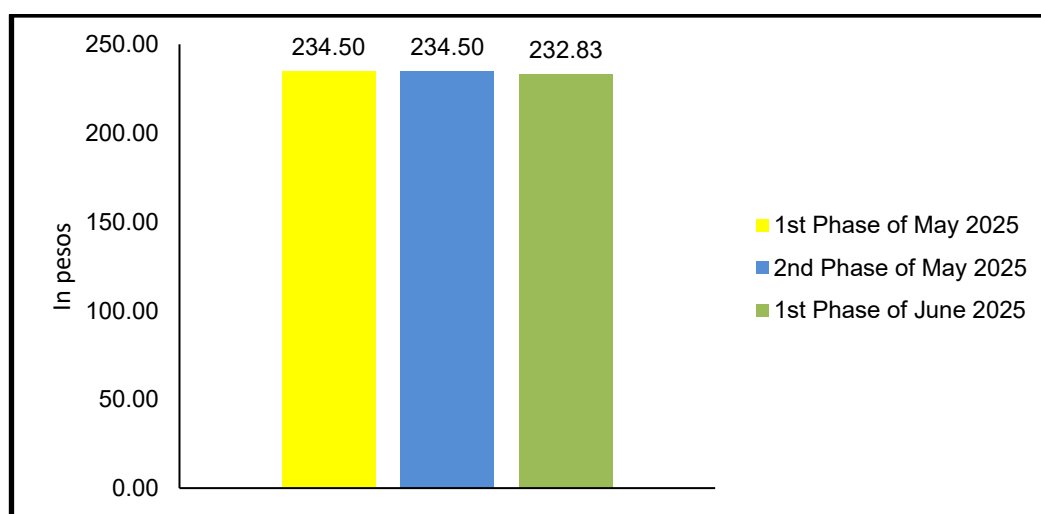


Source: Philippine Statistics Authority, Retail Price Survey of Selected Commodities for the Generation of Consumer Price Index

An average retail price of pork, meat with bones was at PhP 320.50 per kilogram at the city level during the first phase of June 2025. This showed an increase from its average retail prices of PhP 309.67 per kilogram in the second phase of May 2025 and PhP 303.83 per kilogram during the first phase of May 2025. (Figure 2)

3. Bangus

Figure 3: Average Retail Price per Kilogram of Bangus
Butuan City: First Phase and Second Phase
of May 2025 and First Phase of June 2025

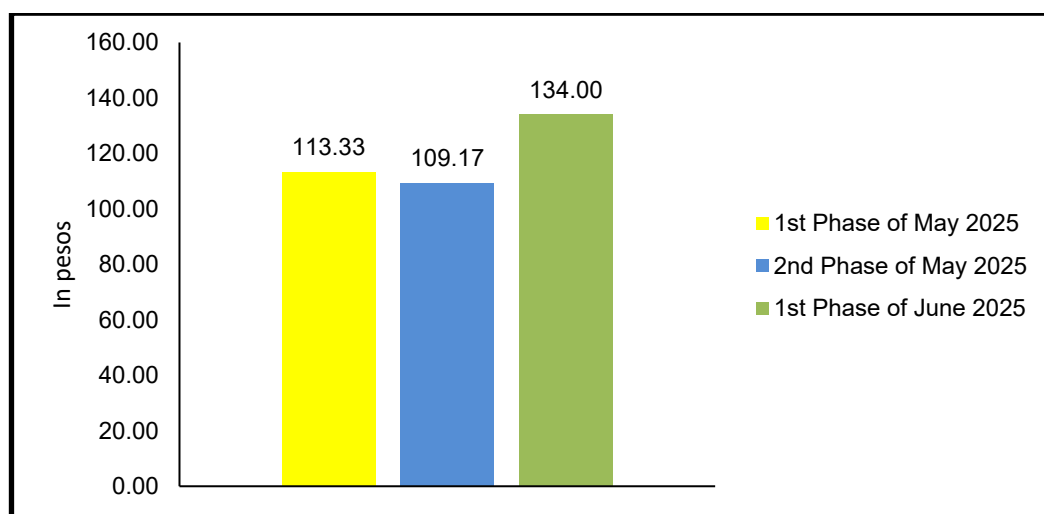


Source: Philippine Statistics Authority, Retail Price Survey of Selected Commodities for the Generation of Consumer Price Index

A kilogram of bangus in the city had an average retail price of PhP 232.83 during the first phase of June 2025. This was lower than its average retail price of PhP 234.50 per kilogram in the second phase and the first phase of May 2025. (Figure 3)

4. Pechay, Native

Figure 4: Average Retail Price per Kilogram of Pechay, Native
Butuan City: First Phase and Second Phase
of May 2025 and First Phase of June 2025

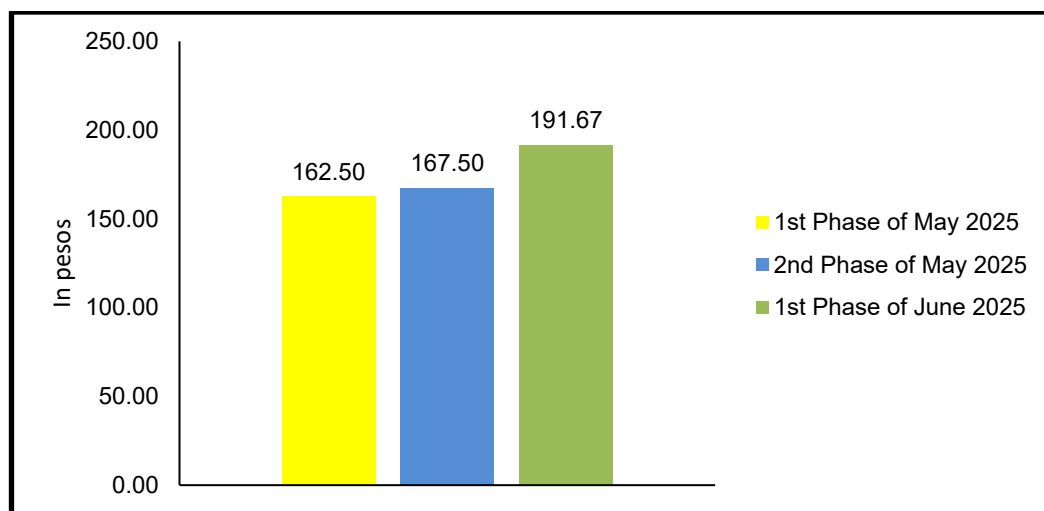


Source: Philippine Statistics Authority, Retail Price Survey of Selected Commodities for the Generation of Consumer Price Index

A kilogram of native pechay in the city had an average retail price of PhP 134.00 during the first phase of June 2025. This showed an increase from its average retail price of PhP 109.17 in the second phase of May 2025. Similarly, this was higher relative to its price level in the first phase of May 2025 of PhP 113.33 per kilogram. (Figure 4)

5. Onion, Red

Figure 5: Average Retail Price per Kilogram of Onion, Red
Butuan City: First Phase and Second Phase
of May 2025 and First Phase of June 2025

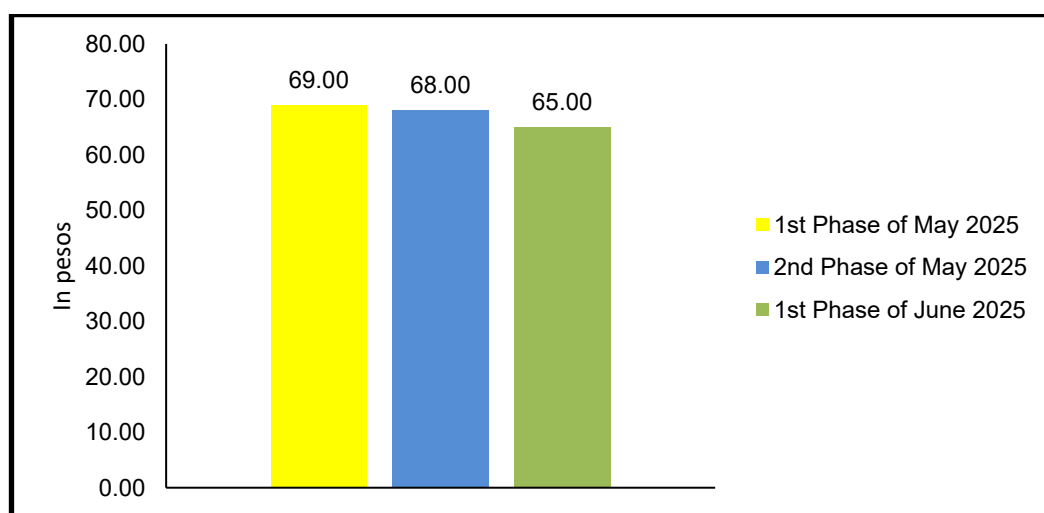


Source: Philippine Statistics Authority, Retail Price Survey of Selected Commodities for the Generation of Consumer Price Index

A kilogram of red onion in the city had an average retail price of PhP 191.67 during the first phase of June 2025. This selected commodity also recorded continued increase from its average retail price of PhP 162.50 per kilogram in the first phase of May 2025, then PhP 167.50 per kilogram in the second phase of May 2025. (Figure 5)

6. Banana, Latundan

Figure 6: Average Retail Price per Kilogram of Banana, Latundan
Butuan City: First Phase and Second Phase
of May 2025 and First Phase of June 2025

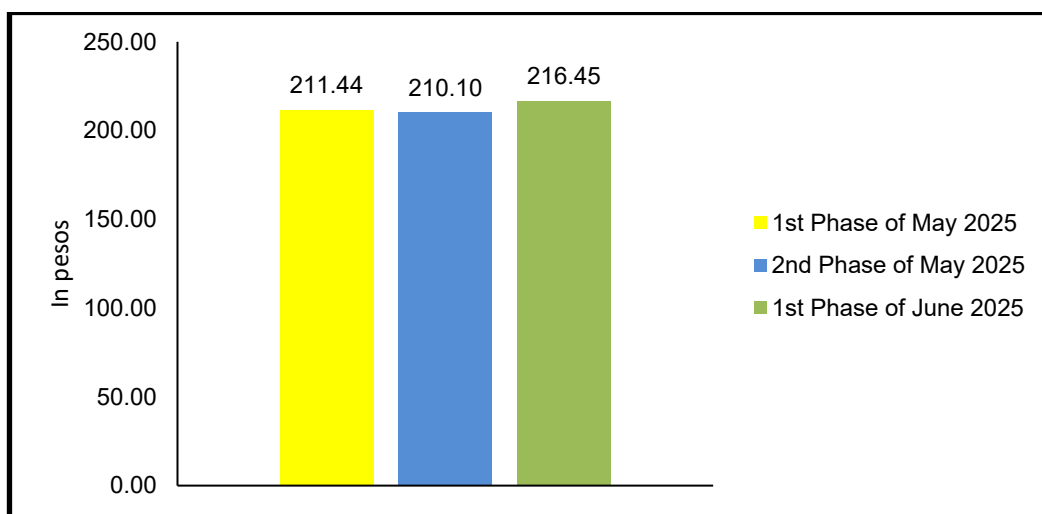


Source: Philippine Statistics Authority, Retail Price Survey of Selected Commodities for the Generation of Consumer Price Index

A kilogram of banana, latundan in the city had an average retail price of PhP 65.00 during the first phase of June 2025, higher than its average retail price of PhP 68.00 per kilogram in the second phase of May 2025. Likewise, this registered an increase relative to its price level in the first phase of May 2025 at PhP 69.00 per kilogram. (Figure 6)

7. Cooking Oil

Figure 7: Average Retail Price per Liter of Cooking Oil
Butuan City: First Phase and Second Phase
of May 2025 and First Phase of June 2025



Source: Philippine Statistics Authority, Retail Price Survey of Selected Commodities for the Generation of Consumer Price Index

A liter of cooking oil in the city had an average retail price of PhP 216.45 during the first phase of June 2025. This was higher relative to its average retail prices of PhP 210.10 per liter in the second phase of May 2025 and PhP 211.44 per liter in the first phase of May 2025. (Figure 7)

Approved by:


REYNELO S. MAGNO

Chief Statistical Specialist, PSO – Agusan del Norte

Telephone number: (085) 817-3193 / Telefax No.: (085) 225 – 2097

Email address: agusandelnorte@psa.gov.ph