

# SPECIAL RELEASE

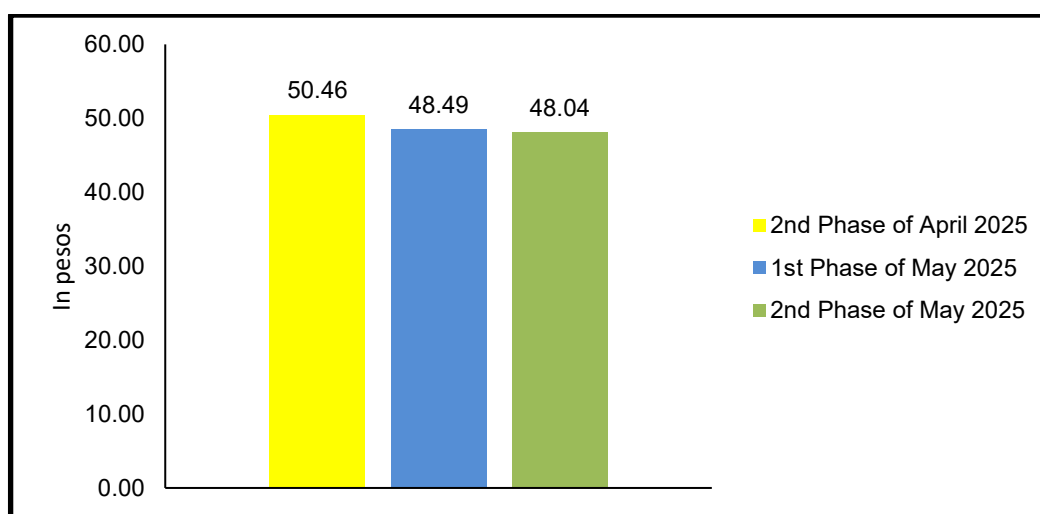
## Price Situationer of Selected Agricultural Commodities Second Phase of May 2025 Butuan City

Date of Release: 02 June 2025

Reference No. SR25R1602-043

### 1. Rice, Well Milled

Figure 1: Average Retail Price per Kilogram of Rice, Well Milled  
Butuan City: Second Phase of April 2025 and  
First Phase and Second Phase of May 2025



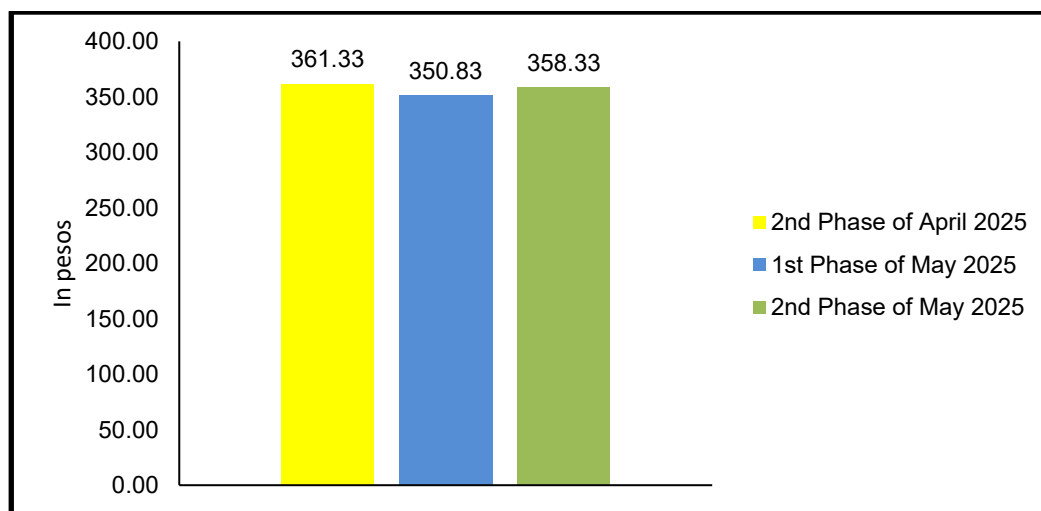
Source: Philippine Statistics Authority, Retail Price Survey of Selected Commodities for the Generation of Consumer Price Index

At the city level, a kilogram of well-milled rice had an average retail price of PhP 48.04 in the second phase of May 2025 (15 to 17 May 2025). This was slightly lower than the average retail price of PhP 48.49 per kilogram during the first phase of May 2025 (01 to 05 May 2025). Similarly, this selected commodity showed a decrease relative to its price level in the second phase of April 2025 (15 to 17 April 2025) at PhP 50.46 per kilogram. (Figure 1)



## 2. Pork, Kasim

Figure 2: Average Retail Price per Kilogram of Pork, Kasim  
Butuan City: Second Phase of April 2025 and  
First Phase and Second Phase of May 2025

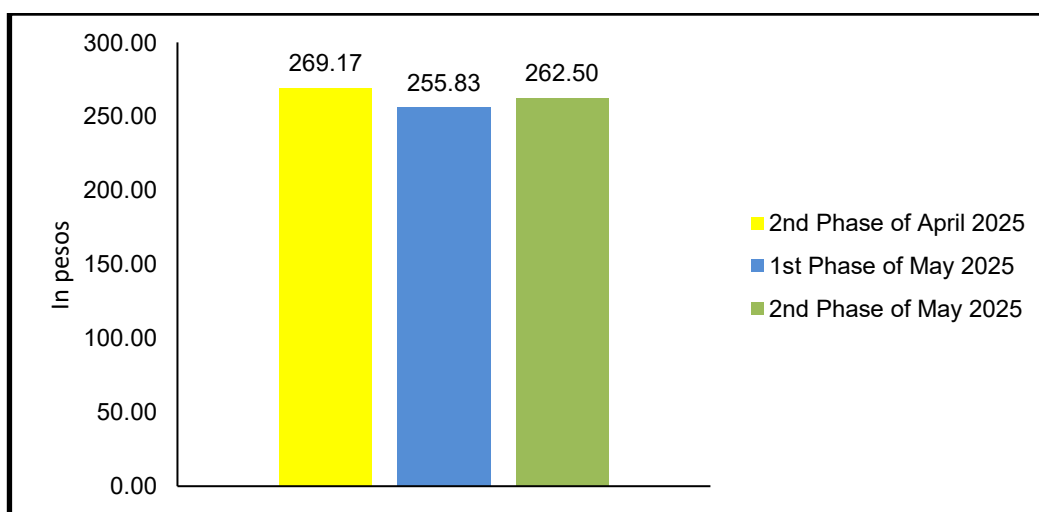


Source: Philippine Statistics Authority, Retail Price Survey of Selected Commodities for the Generation of Consumer Price Index

An average retail price of pork, kasim was at PhP 358.33 per kilogram at the city level during the second phase of May 2025. It posted an increase from its average retail price of PhP 350.83 per kilogram in the first phase of May 2025. Meanwhile, this was lower relative to its price level of PhP 361.33 per kilogram in the second phase of April 2025. (Figure 2)

## 3. Galunggong

Figure 3: Average Retail Price per Kilogram of Galunggong  
Butuan City: Second Phase of April 2025 and  
First Phase and Second Phase of May 2025

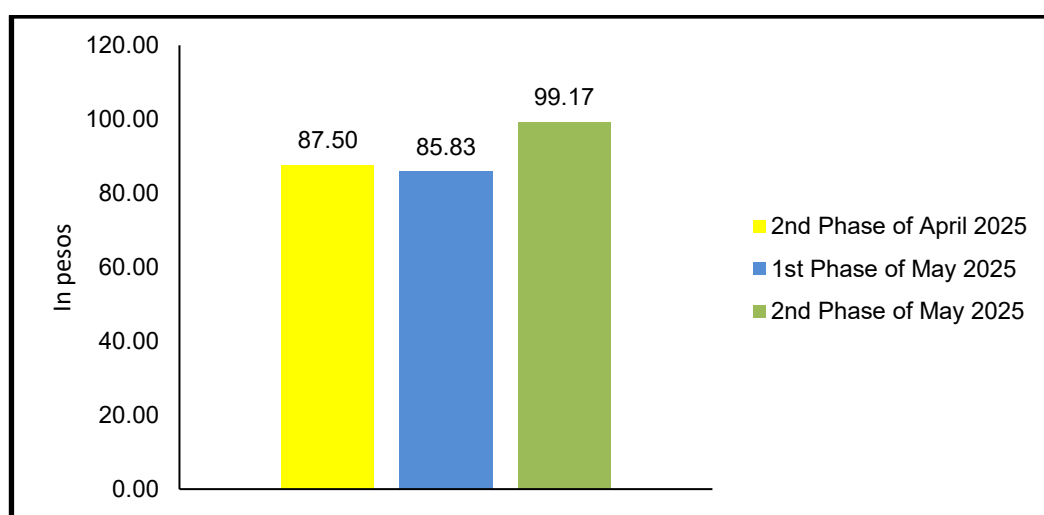


Source: Philippine Statistics Authority, Retail Price Survey of Selected Commodities for the Generation of Consumer Price Index

A kilogram of galunggong in the city had an average retail price of PhP 262.50 during the second phase of May 2025. This was higher compared to its average retail price of PhP 255.83 per kilogram in the first phase of May 2025. Meanwhile, this was lower than the average retail price of PhP 269.17 per kilogram in the second phase of April 2025. (Figure 3)

#### 4. Cabbage

Figure 4: Average Retail Price per Kilogram of Cabbage  
Butuan City: Second Phase of April 2025 and  
First Phase and Second Phase of May 2025

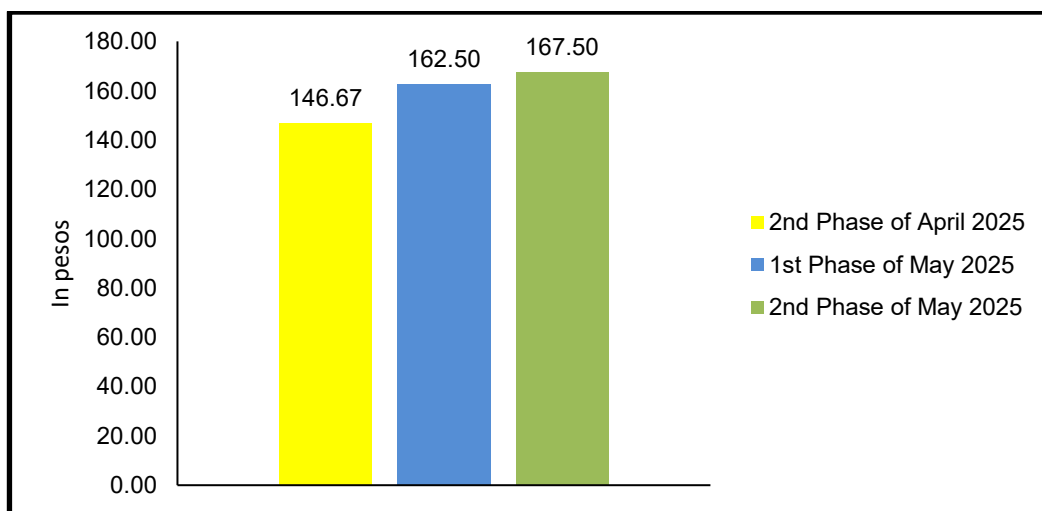


Source: Philippine Statistics Authority, Retail Price Survey of Selected Commodities for the Generation of Consumer Price Index

A kilogram of cabbage in the city had an average retail price of PhP 99.17 during the second phase of May 2025. This was higher than its average retail price of PhP 85.83 per kilogram in the first phase of May 2025 and PhP 87.50 per kilogram in the second phase of April 2025. (Figure 4)

## 5. Onion, Red

Figure 5: Average Retail Price per Kilogram of Onion, Red  
Butuan City: Second Phase of April 2025 and  
First Phase and Second Phase of May 2025

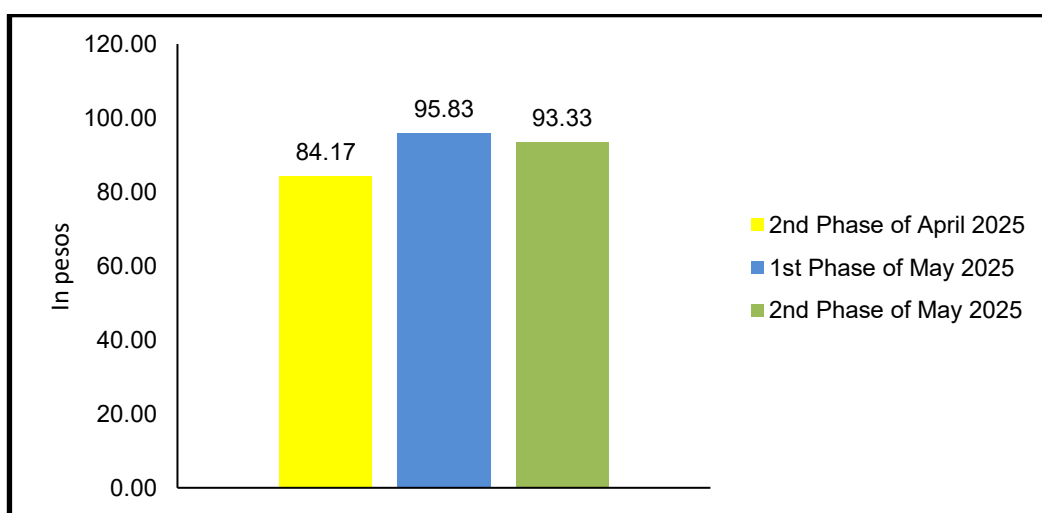


Source: Philippine Statistics Authority, Retail Price Survey of Selected Commodities for the Generation of Consumer Price Index

A kilogram of red onion in the city had an average retail price of PhP 167.50 during the second phase of May 2025. This was higher than its average retail price of PhP 162.50 per kilogram in the first phase of May 2025. Similarly, this also showed an increase relative to its price level in the second phase of April 2025 at PhP 146.67 per kilogram. (Figure 5)

## 6. Calamansi

Figure 6: Average Retail Price per Kilogram of Calamansi  
Butuan City: Second Phase of April 2025 and  
First Phase and Second Phase of May 2025

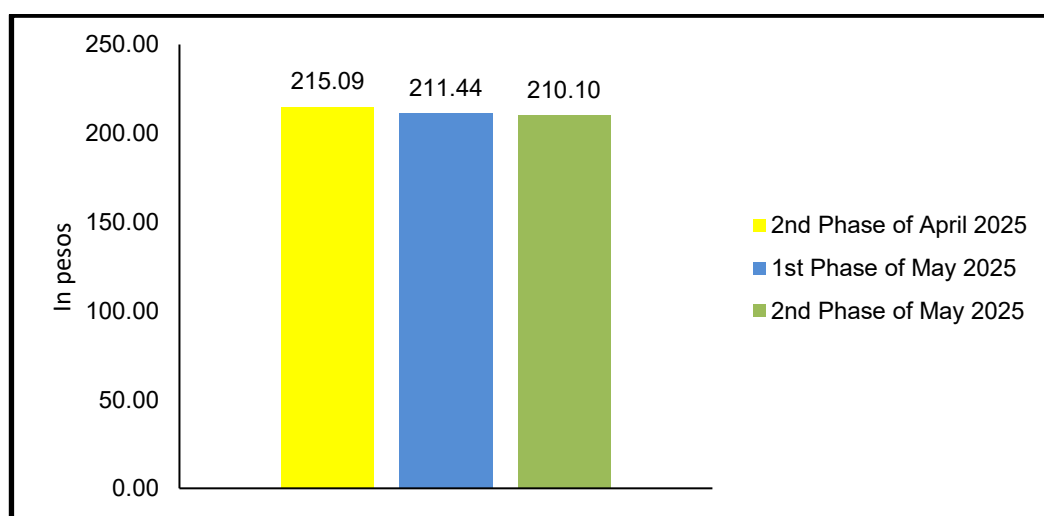


Source: Philippine Statistics Authority, Retail Price Survey of Selected Commodities for the Generation of Consumer Price Index

A kilogram of calamansi in the city had an average retail price of PhP 93.33 during the second phase of May 2025. This was lower than its average retail price of PhP 95.83 per kilogram in the first phase of May 2025. Meanwhile, this was higher relative to its price level of PhP 84.17 per kilogram during the second phase of April 2025. (Figure 6)

## 7. Cooking Oil

Figure 7: Average Retail Price per Liter of Cooking Oil  
Butuan City: Second Phase of April 2025 and  
First Phase and Second Phase of May 2025



Source: Philippine Statistics Authority, Retail Price Survey of Selected Commodities for the Generation of Consumer Price Index

A liter of cooking oil in the city recorded an average retail price of PhP 210.10 during the second phase of May 2025. This was lower compared to the average retail price of PhP 211.44 per liter in the first phase of May 2025. Similarly, this selected commodity showed a decrease relative to its price level of PhP 215.09 per liter in the second phase of April 2025. (Figure 7)

Approved by:



**REYNE L. S. MAGNO**

Chief Statistical Specialist, PSO – Agusan del Norte

Telephone number: (085) 817-3193 / Telefax No.: (085) 225 – 2097

Email address: [agusandelnorte@psa.gov.ph](mailto:agusandelnorte@psa.gov.ph)