

SPECIAL RELEASE

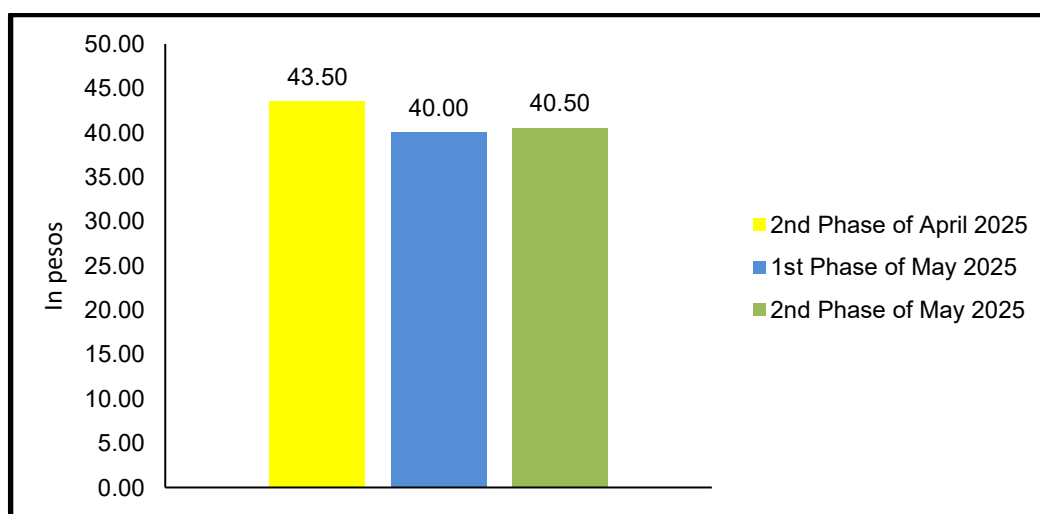
Price Situationer of Selected Agricultural Commodities Second Phase of May 2025 Agusan del Norte

Date of Release: 02 June 2025

Reference No. SR25R1602-042

1. Rice, Well Milled

Figure 1: Average Retail Price per Kilogram of Rice, Well Milled
Agusan del Norte: Second Phase of April 2025 and
First Phase and Second Phase of May 2025



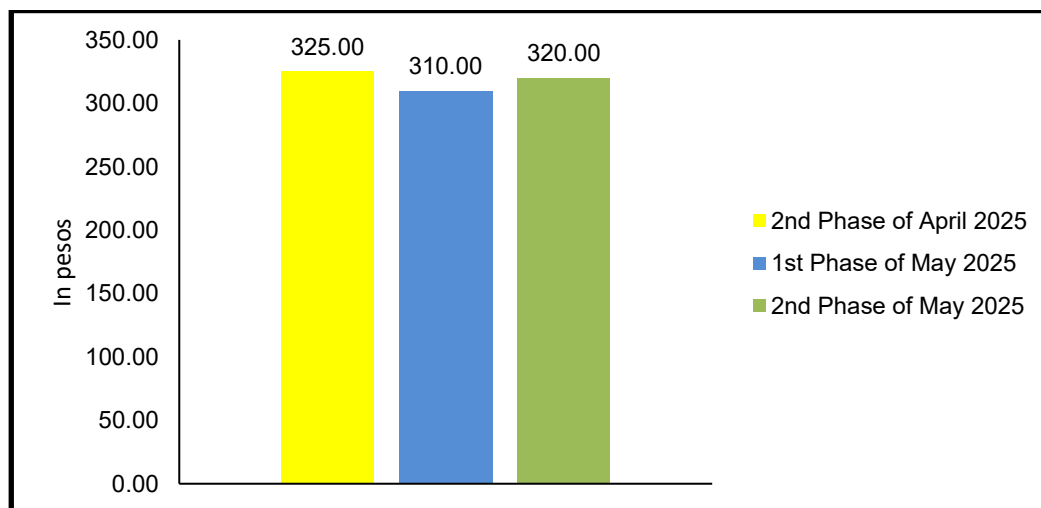
Source: Philippine Statistics Authority, Retail Price Survey of Selected Commodities for the Generation of Consumer Price Index

At the provincial level, the average retail price of well-milled rice was at PhP 40.50 per kilogram in the second phase of May 2025 (15 to 17 May). This was slightly higher than its average retail price during the first phase of May 2025 (01 to 05 May) at PhP 40.00 per kilogram. On the other hand, this was lower than the average retail price of PhP 43.50 per kilogram in the second phase of April 2025 (15 to 17 April). (Figure 1)



2. Pork, Meat with Bones

Figure 2: Average Retail Price per kilogram of Pork, Meat with Bones
Agusan del Norte: Second Phase of April 2025
and First Phase and Second Phase of May 2025

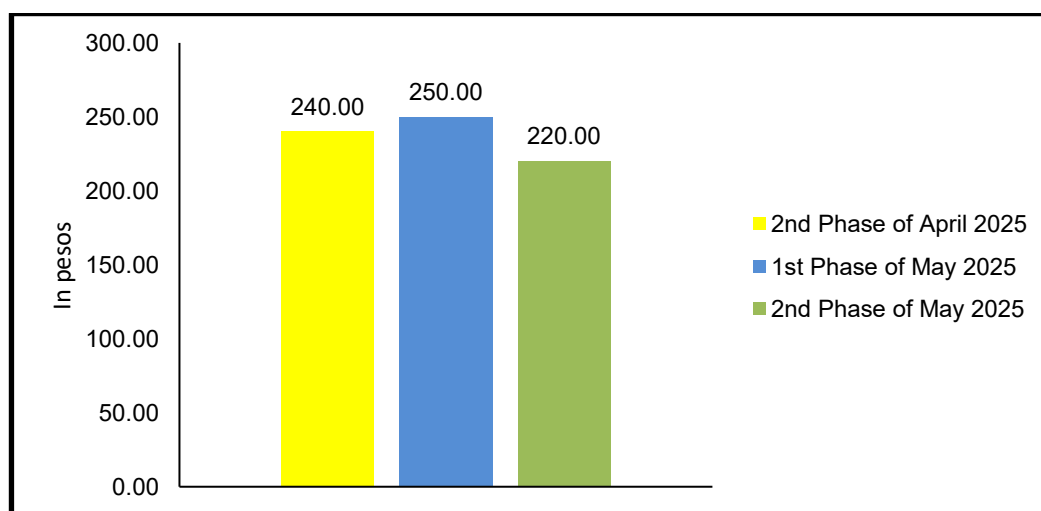


Source: Philippine Statistics Authority, Retail Price Survey of Selected Commodities for the Generation of Consumer Price Index

An average retail price of pork, meat with bones was reported at PhP 320.00 per kilogram during the second phase of May 2025. It showed an increase from its average retail price of PhP 310.00 per kilogram in the first phase of May 2025. Meanwhile, this was lower than the average retail price of PhP 325.00 per kilogram in the second phase of April 2025. (Figure 2)

3. Galunggong

Figure 3: Average Retail Price per Kilogram of Galunggong
Agusan del Norte: Second Phase of April 2025
and First Phase and Second Phase of May 2025

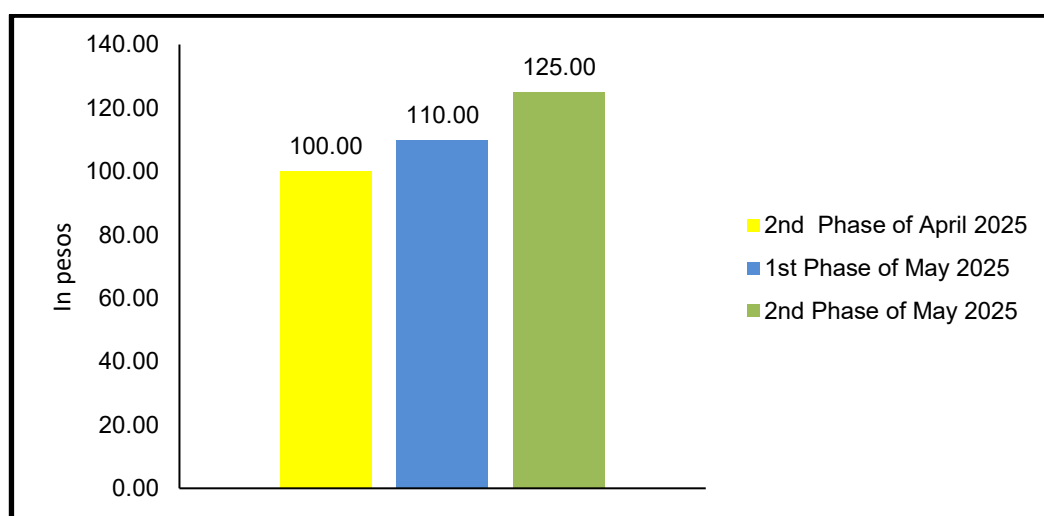


Source: Philippine Statistics Authority, Retail Price Survey of Selected Commodities for the Generation of Consumer Price Index

A kilogram of galunggong in the province had an average retail price of PhP 220.00 during the second phase of May 2025. This was lower compared to its average retail price of PhP 250.00 per kilogram in the first phase of May 2025 and PhP 240.00 per kilogram during the second phase of April 2025. (Figure 3)

4. Carrot

Figure 4: Average Retail Price per Kilogram of Carrot
Agusan del Norte: Second Phase of April 2025
and First Phase and Second Phase of May 2025

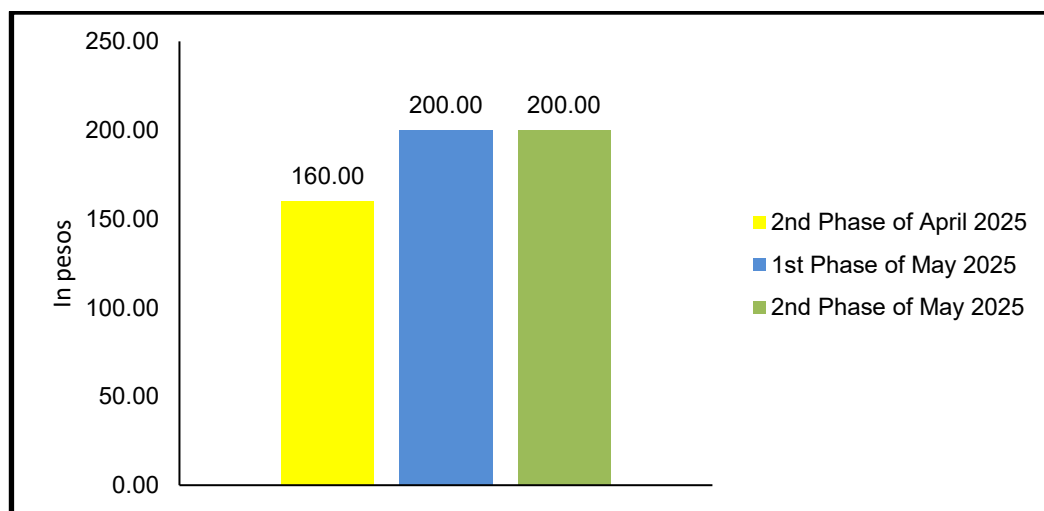


Source: Philippine Statistics Authority, Retail Price Survey of Selected Commodities for the Generation of Consumer Price Index

A kilogram of carrot in the province had an average retail price of PhP 125.00 during the second phase of May 2025. This selected commodity had shown continuous increase in its average retail price from PhP 100.00 per kilogram in the second phase of April 2025, then PhP 110.00 per kilogram in the first phase of May 2025. (Figure 4)

5. Ginger, Hawaiian

Figure 5: Average Retail Price per Kilogram of Ginger, Hawaiian
Agusan del Norte: Second Phase of April 2025
and First Phase and Second Phase of May 2025

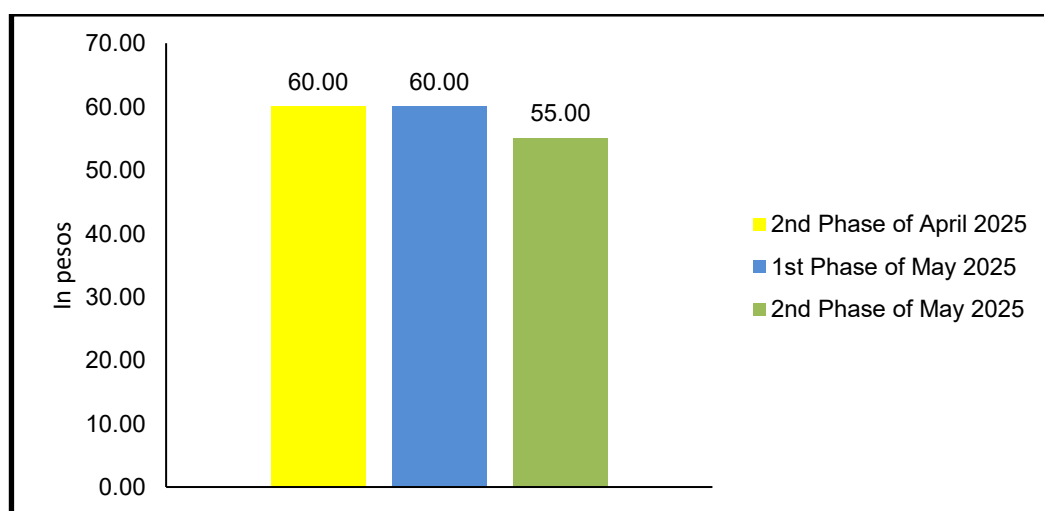


Source: Philippine Statistics Authority, Retail Price Survey of Selected Commodities for the Generation of Consumer Price Index

An average retail price of hawaiian ginger in the province was at PhP 200.00 per kilogram in the second phase of May 2025. This posted the same average retail price during the first phase of May 2025. Meanwhile, this was higher than the average retail price of PhP 160.00 per kilogram in the second phase of April 2025. (Figure 5)

6. Banana, Latundan

Figure 6: Average Retail Price per Kilogram of Banana, Latundan
Agusan del Norte: Second Phase of April 2025
and First Phase and Second Phase of May 2025

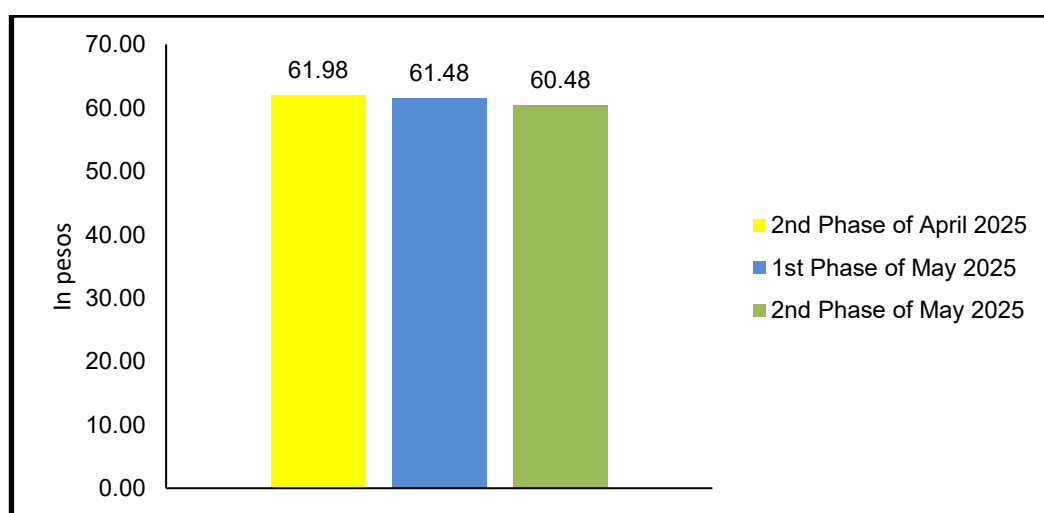


Source: Philippine Statistics Authority, Retail Price Survey of Selected Commodities for the Generation of Consumer Price Index

At the provincial level, a kilogram of latundan banana had an average retail price of PhP 55.00 in the second phase of May 2025. This was lower than the average retail price of PhP 60.00 per kilogram during the first phase of May 2025 and second phase of April 2025. (Figure 6)

7. Brown Sugar

Figure 7: Average Retail Price per Kilogram of Brown Sugar
Agusan del Norte: Second Phase of April 2025
and First Phase and Second Phase of May 2025



Source: Philippine Statistics Authority, Retail Price Survey of Selected Commodities for the Generation of Consumer Price Index

A kilogram of brown sugar in the province had an average retail price of PhP 60.48 during the second phase of May 2025. This was lower than the average retail price of PhP 61.48 per kilogram in the first phase of May 2025 and PhP 61.98 in the second phase of April 2025. (Figure 7)

Approved by:


REYNELO S. MAGNO
Chief Statistical Specialist, PSO – Agusan del Norte
Telephone number: (085) 817-3193 / Telefax No.: (085) 225 – 2097
Email address: agusandelnorte@psa.gov.ph