

SPECIAL RELEASE

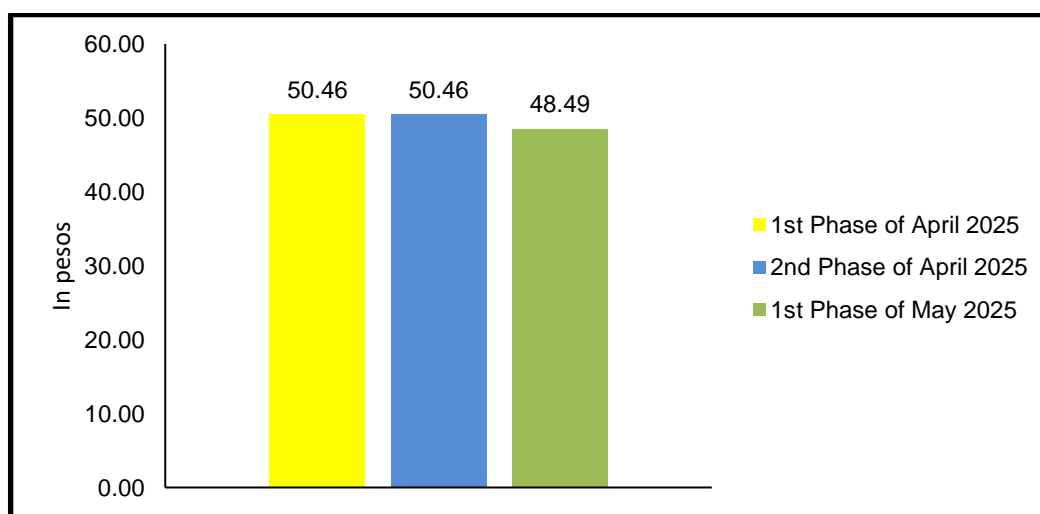
Price Situationer of Selected Agricultural Commodities First Phase of May 2025 Butuan City

Date of Release: 23 May 2025

Reference No. SR25R1602-040

1. Rice, Well Milled

Figure 1: Average Retail Price per Kilogram of Well-Milled Rice
Butuan City: First Phase and Second Phase
of April 2025 and First Phase of May 2025



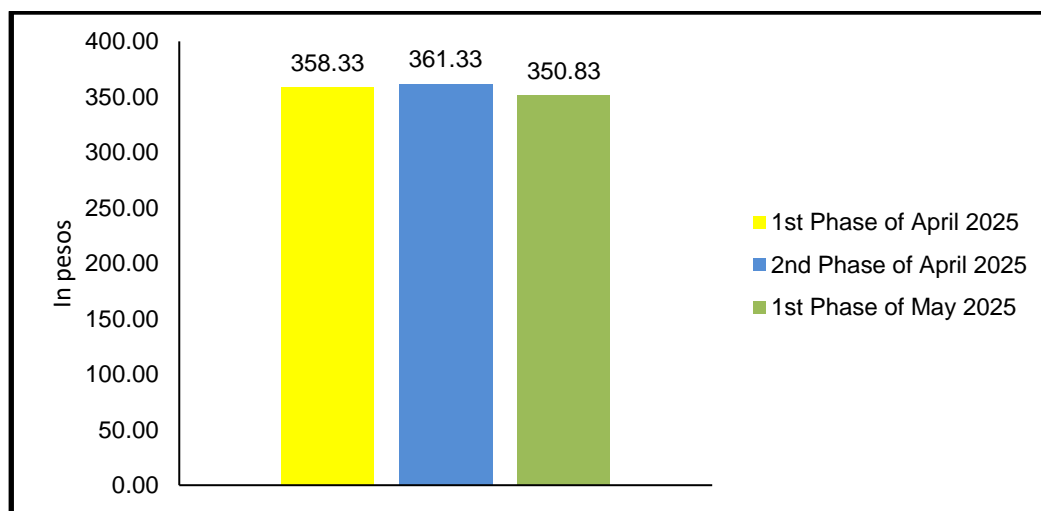
Source: Philippine Statistics Authority, Retail Price Survey of Selected Commodities for the Generation of Consumer Price Index

At the city level, a kilogram of well-milled rice had an average retail price of PhP 48.49 in the first phase of May 2025 (01 to 05 May 2025). This was lower than its average retail price of PhP 50.46 per kilogram during the first phase (01 to 05 April 2025) and second phase of April 2025 (15 to 17 April 2025). (Figure 1)



2. Pork, Kasim

Figure 2: Average Retail Price per kilogram of Pork, Kasim
Butuan City: First Phase and Second Phase
of April 2025 and First Phase of May 2025

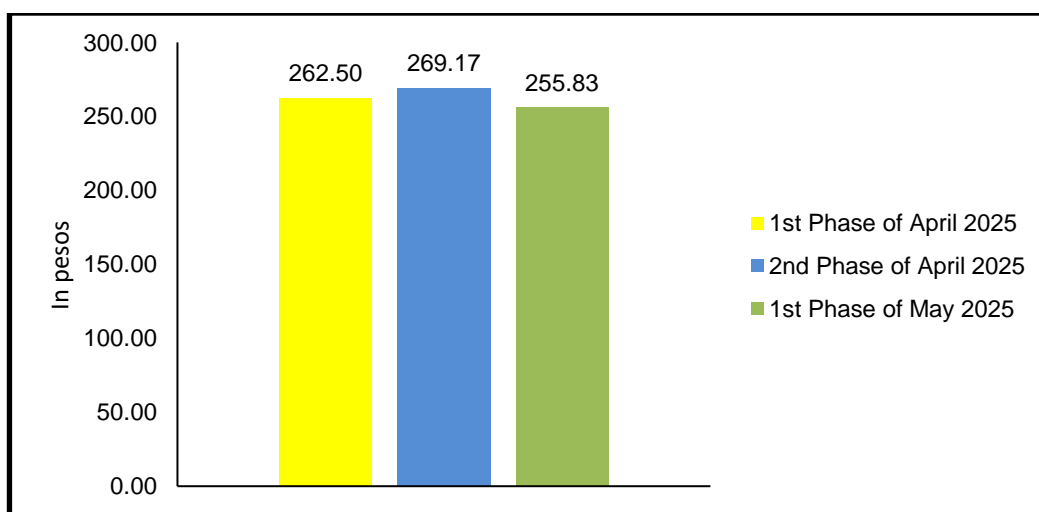


Source: Philippine Statistics Authority, Retail Price Survey of Selected Commodities for the Generation of Consumer Price Index

An average retail price of pork, kasim was at PhP 350.83 per kilogram at the city level during the first phase of May 2025. This showed a decrease from its average retail prices of Php 361.33 per kilogram in the second phase of April 2025 and Php 358.33 per kilogram during the first phase of April 2025. (Figure 2)

3. Galunggong

Figure 3: Average Retail Price per Kilogram of Galunggong
Butuan City: First Phase and Second Phase
of April 2025 and First Phase of May 2025

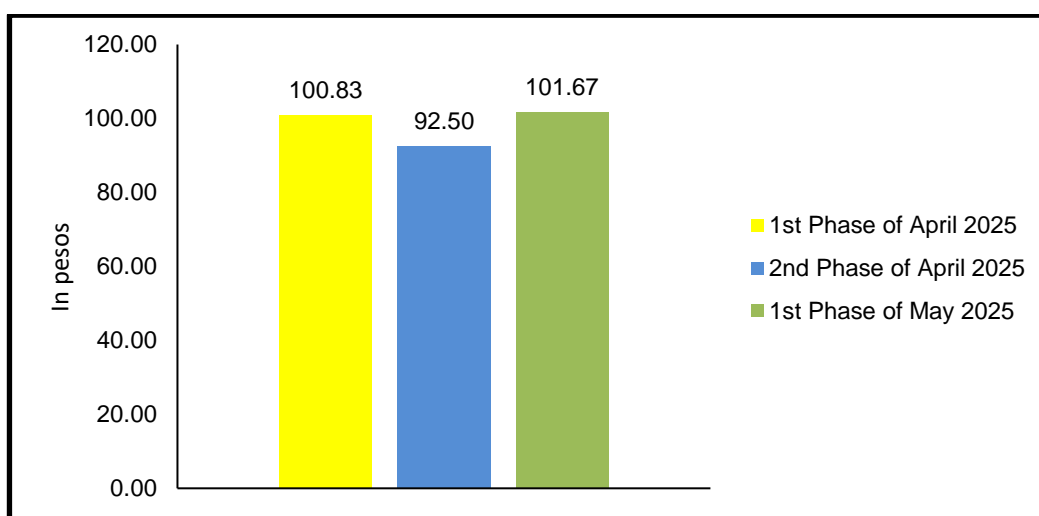


Source: Philippine Statistics Authority, Retail Price Survey of Selected Commodities for the Generation of Consumer Price Index

A kilogram of galunggong in the city had an average retail price of PhP 255.83 during the first phase of May 2025. This was lower than the average retail prices of PhP 269.17 per kilogram in the second phase of April 2025 and PhP 262.50 during the first phase of April 2025. (Figure 3)

4. Eggplant

Figure 4: Average Retail Price per Kilogram of Eggplant
Butuan City: First Phase and Second Phase
of April 2025 and First Phase of May 2025

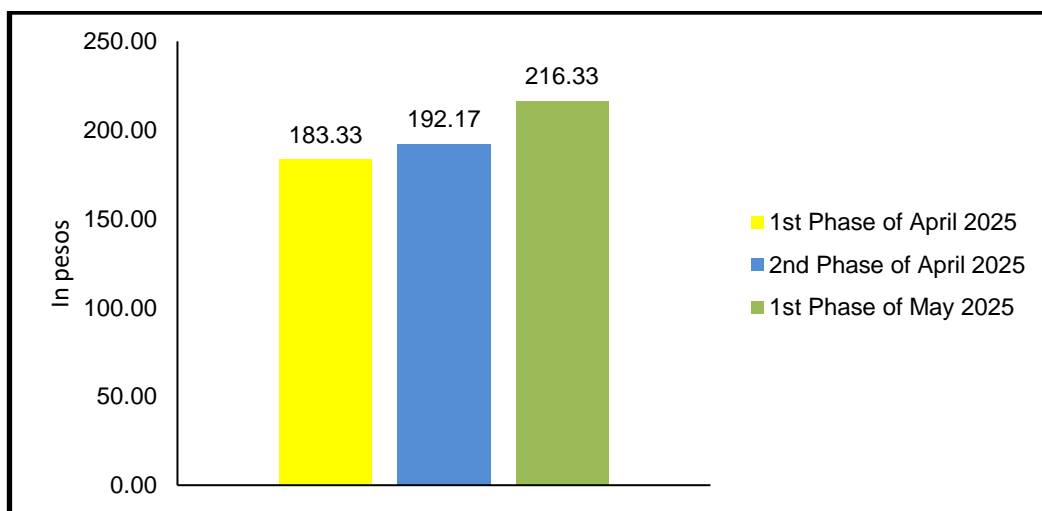


Source: Philippine Statistics Authority, Retail Price Survey of Selected Commodities for the Generation of Consumer Price Index

A kilogram of eggplant in the city had an average retail price of PhP 101.67 during the first phase of May 2025. This showed an increase from its average retail price of PhP 92.50 in the second phase of April 2025. Similarly, this was higher relative to its price level in the first phase of April 2025 of PhP 100.83 per kilogram. (Figure 4)

5. Ginger, Hawaiian

Figure 5: Average Retail Price per Kilogram of Ginger, Hawaiian
Butuan City: First Phase and Second Phase
of April 2025 and First Phase of May 2025

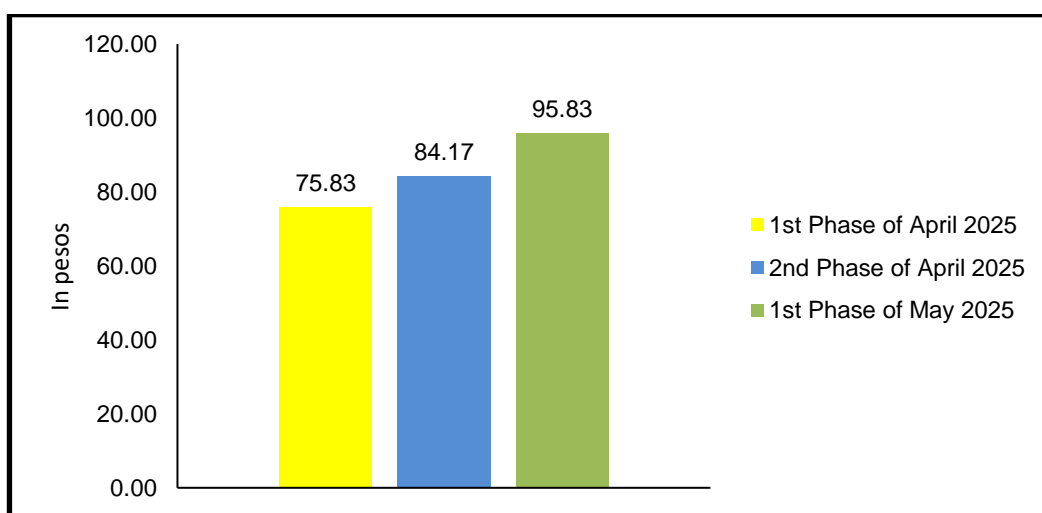


Source: Philippine Statistics Authority, Retail Price Survey of Selected Commodities for the Generation of Consumer Price Index

A kilogram of hawaiian ginger in the city had an average retail price of PhP 216.33 during the first phase of May 2025. This selected commodity also recorded continued increase from its average retail price of PhP 183.33 per kilogram in the first phase of April 2025, then PhP 192.17 per kilogram in the second phase of April 2025. (Figure 5)

6. Calamansi

Figure 6: Average Retail Price per Kilogram of Calamansi
Butuan City: First Phase and Second Phase
of April 2025 and First Phase of May 2025

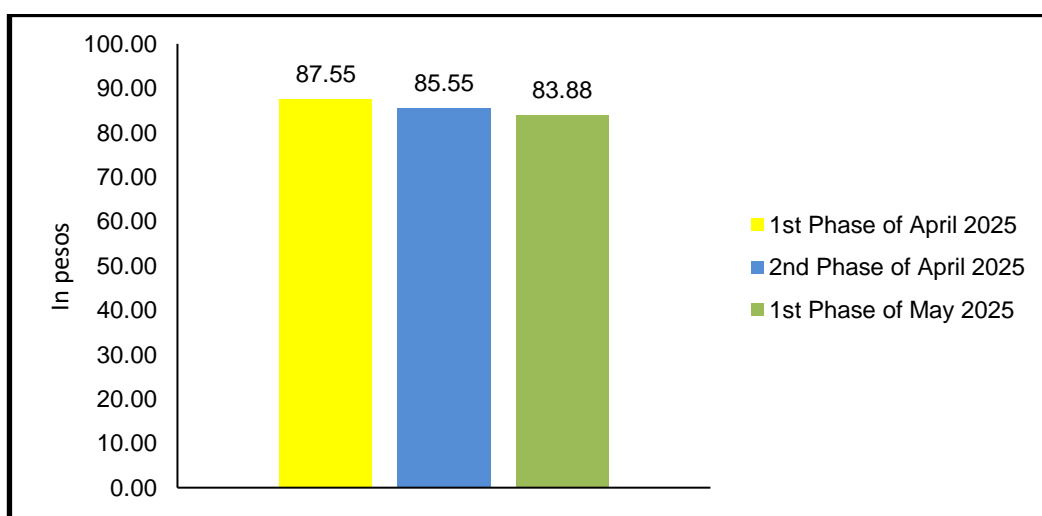


Source: Philippine Statistics Authority, Retail Price Survey of Selected Commodities for the Generation of Consumer Price Index

A kilogram of calamansi in the city had an average retail price of PhP 95.83 during the first phase of May 2025, higher than its average retail price of PhP 84.17 per kilogram in the second phase of April 2025. Likewise, this registered an increase relative to its price level in the first phase of April 2025 at PhP 75.83 per kilogram. (Figure 6)

7. Refined Sugar

Figure 7: Average Retail Price per Kilogram of Refined Sugar
Butuan City: First Phase and Second Phase
of April 2025 and First Phase of May 2025



Source: Philippine Statistics Authority, Retail Price Survey of Selected Commodities for the Generation of Consumer Price Index

A kilogram of refined sugar in the city had an average retail price of PhP 83.88 during the first phase of May 2025. This was lower relative to its average retail prices of PhP 85.55 per kilogram in the second phase of April 2025 and PhP 87.55 per kilogram in the first phase of April 2025. (Figure 7)

Approved by:


REYNELO S. MAGNO

Chief Statistical Specialist, PSO – Agusan del Norte

Telephone number: (085) 817-3193 / Telefax No.: (085) 225 – 2097

Email address: agusandelnorte@psa.gov.ph