

SPECIAL RELEASE

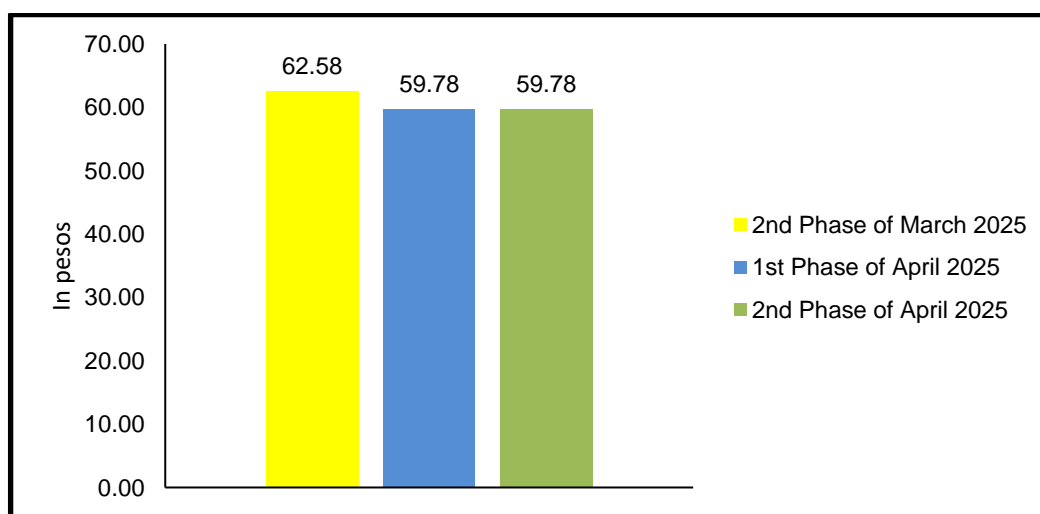
Price Situationer of Selected Agricultural Commodities Second Phase of April 2025 Butuan City

Date of Release: 05 May 2025

Reference No. SR25R1602-035

1. Rice, Special

Figure 1: Average Retail Price per Kilogram of Special Rice
Butuan City: Second Phase of March 2025 and
First Phase and Second Phase of April 2025



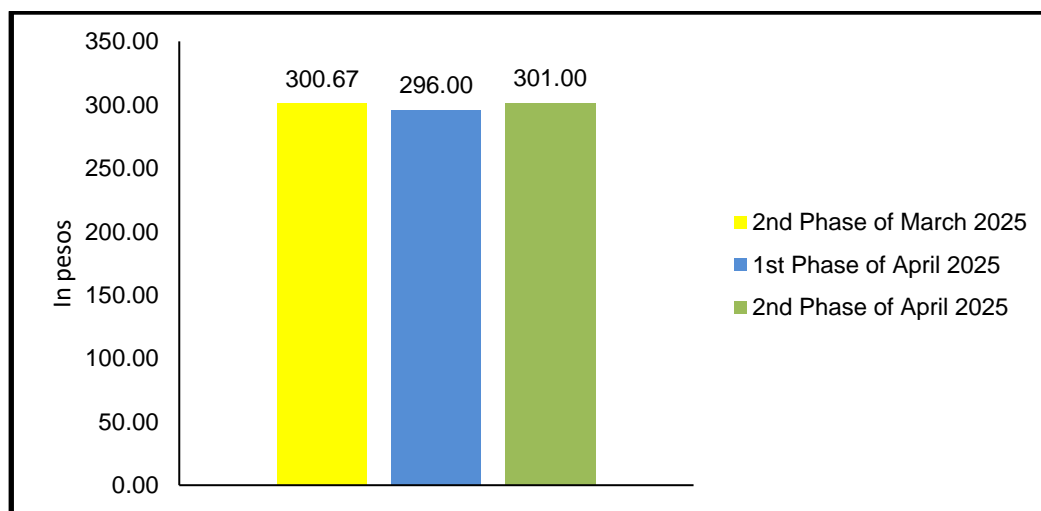
Source: Philippine Statistics Authority, Retail Price Survey of Selected Commodities for the Generation of Consumer Price Index

At the city level, a kilogram of special rice had an average retail price of PhP 59.78 in the second phase of April 2025 (15 to 17 April 2025). This was equal to its average retail price during the first phase of April 2025 (01 to 05 April 2025). Meanwhile, this was lower than the average retail price of PhP 62.58 per kilogram in the second phase of March 2025 (15 to 17 March 2025). (Figure 1)



2. Pork, Meat with Bones

Figure 2: Average Retail Price per kilogram Pork, Meat with Bones
Butuan City: Second Phase of March 2025 and
First Phase and Second Phase of April 2025

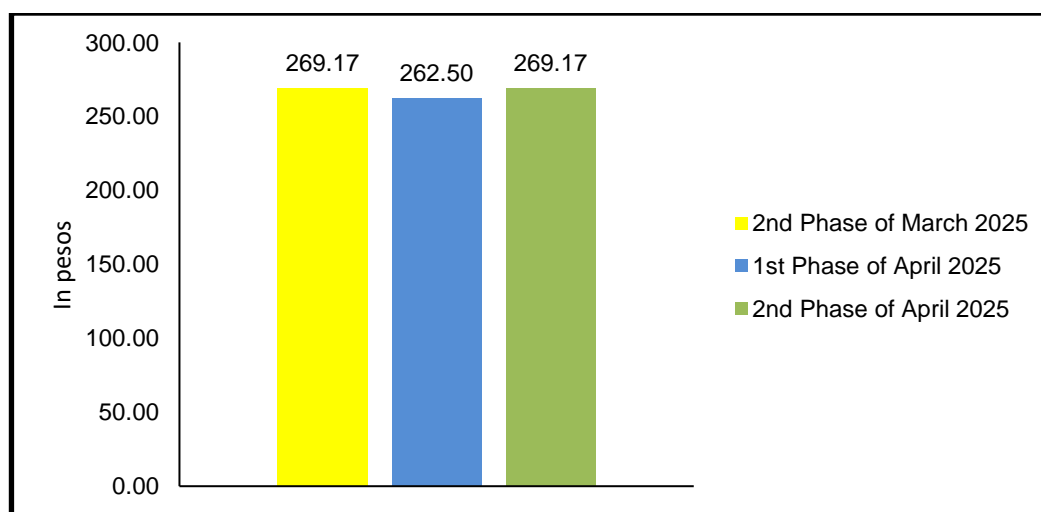


Source: Philippine Statistics Authority, Retail Price Survey of Selected Commodities for the Generation of Consumer Price Index

An average retail price of pork, meat with bones was at PhP 301.00 per kilogram at the city level during the second phase of April 2025. It posted an increase from its average retail price of PhP 296.00 per kilogram in the first phase of April 2025. In the second phase of March 2025, its average retail price was lower compared to the current phase at PhP 300.67 per kilogram. (Figure 2)

3. Galunggong

Figure 3: Average Retail Price per Kilogram of Galunggong
Butuan City: Second Phase of March 2025 and
First Phase and Second Phase of April 2025

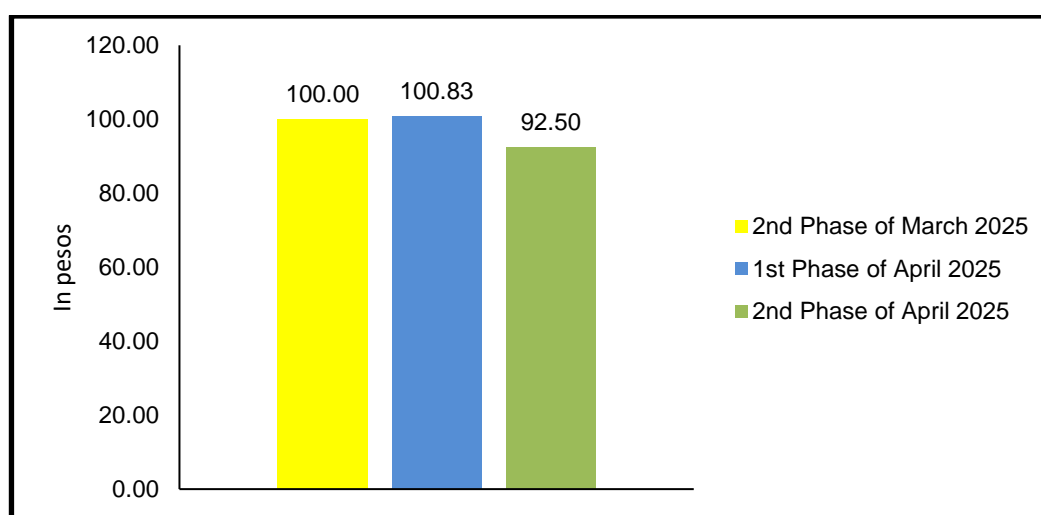


Source: Philippine Statistics Authority, Retail Price Survey of Selected Commodities for the Generation of Consumer Price Index

A kilogram of galunggong in the city had an average retail price of PhP 269.17 during the second phase of April 2025. This was higher compared to its average retail price of PhP 262.50 per kilogram in the first phase of April 2025. This selected commodity also recorded the same average retail price in the second phase of March 2025. (Figure 3)

4. Eggplant

Figure 4: Average Retail Price per Kilogram of Eggplant
Butuan City: Second Phase of March 2025 and
First Phase and Second Phase of April 2025

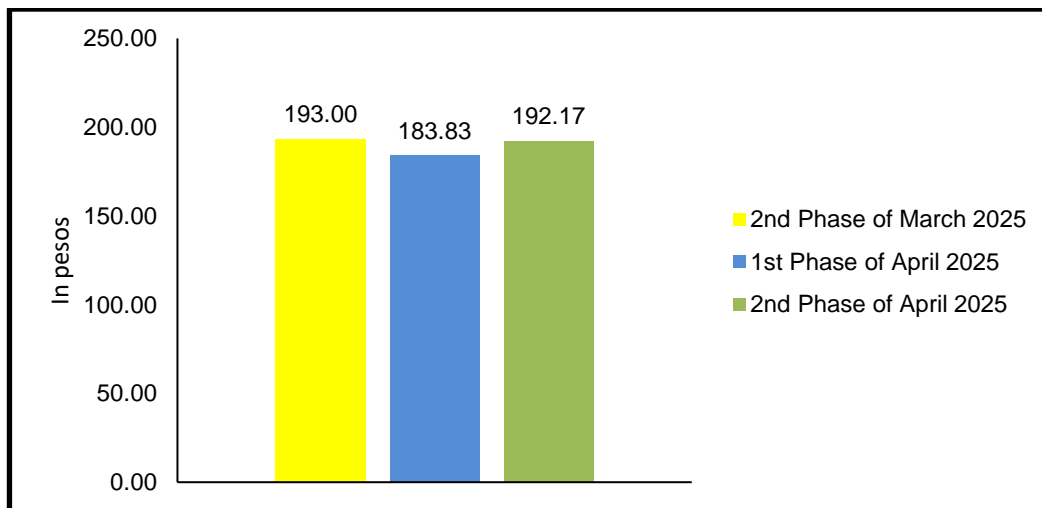


Source: Philippine Statistics Authority, Retail Price Survey of Selected Commodities for the Generation of Consumer Price Index

A kilogram of eggplant in the city had an average retail price of PhP 92.50 during the second phase of April 2025. This was lower than its average retail price of PhP 100.83 per kilogram in the first phase of April 2025 and PhP 100.00 per kilogram in the second phase of March 2025. (Figure 4)

5. Ginger, Hawaiian

Figure 5: Average Retail Price per Kilogram of Ginger, Hawaiian
Butuan City: Second Phase of March 2025 and
First Phase and Second Phase of April 2025

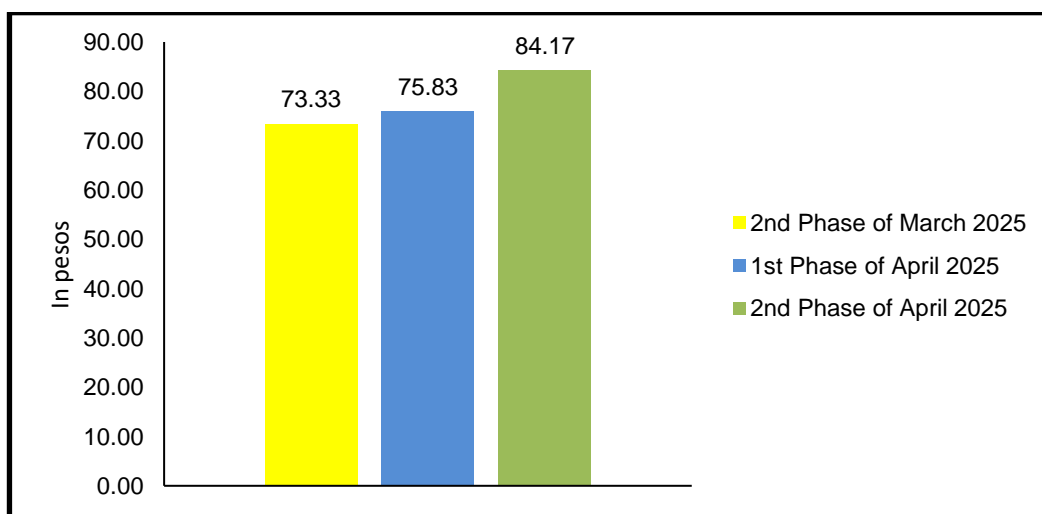


Source: Philippine Statistics Authority, Retail Price Survey of Selected Commodities for the Generation of Consumer Price Index

A kilogram of hawaiian ginger in the city had an average retail price of PhP 192.17 during the second phase of April 2025. This was higher than its average retail price of PhP 183.83 per kilogram in the first phase of April 2025. On the other hand, compared to the current phase, this posted a decrease from PhP 193.00 per kilogram in the second phase of March 2025. (Figure 5)

6. Calamansi

Figure 6: Average Retail Price per Kilogram of Calamansi
Butuan City: Second Phase of March 2025 and
First Phase and Second Phase of April 2025

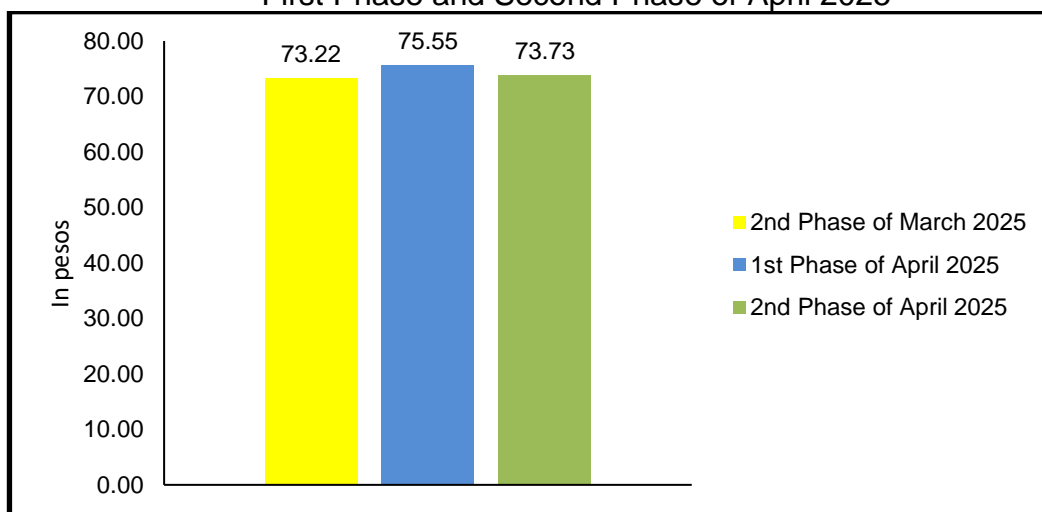


Source: Philippine Statistics Authority, Retail Price Survey of Selected Commodities for the Generation of Consumer Price Index

A kilogram of calamansi in the city had an average retail price of PhP 84.17 during the second phase of April 2025. This selected commodity has shown continuous increase its average retail price from PhP 73.33 per kilogram in the second phase of March 2025, then PhP 75.83 per kilogram in the first phase of April 2025. (Figure 6)

7. Brown Sugar

Figure 7: Average Retail Price per Kilogram of Brown Sugar
Butuan City: Second Phase of March 2025 and
First Phase and Second Phase of April 2025



Source: Philippine Statistics Authority, Retail Price Survey of Selected Commodities for the Generation of Consumer Price Index

A kilogram of brown sugar in the city recorded an average retail price of PhP 73.73 during the second phase of April 2025. This was lower compared to the average retail price of PhP 75.55 per kilogram in the first phase of April 2025. Meanwhile, this was higher relative to its price level of PhP 73.22 per kilogram in the second phase of March 2025. (Figure 7)

Approved by:


REYNELO S. MAGNO

Chief Statistical Specialist, PSO – Agusan del Norte

Telephone number: (085) 817-3193 / Telefax No.: (085) 225 – 2097

Email address: agusandelnorte@psa.gov.ph