

SPECIAL RELEASE

Livestock and Poultry Situation Report of Agusan del Norte for the First Quarter of 2025

Date of Release: 23 May 2025
Reference No. SR25R1602-039

Agusan del Norte's livestock and poultry production increases by 29.0 percent

The total volume production of livestock and poultry in Agusan del Norte posted a growth of 29.0 percent in the first quarter of 2025 or about 1,860.39 metric tons (MT) from 6,423.87 MT in the first quarter of 2024 to 8,284.26 MT in 2025. The growth in production was mainly attributed to the 40.4 percent increase in poultry production. Meanwhile, livestock production recorded a decrease of 7.0 percent in the first quarter of 2025. (Table 1)

Table 1. Livestock and Poultry Production, by Animal Type, Agusan del Norte
1st Quarter 2024 and 2025^P

Animal Type/Commodity	PRODUCTION (MT)		Percent Change Q1 2025/Q1 2024
	2024	2025 ^P	
Livestock	1,550.07	1,441.45	-7.0
Carabao	190.60	168.41	-11.6
Cattle	36.82	44.10	19.8
Hog	1313.93	1218.81	-7.2
Goat	8.72	10.13	16.2
Poultry	4,873.8	6,842.81	40.4
Chicken	2,996.68	4,707.90	57.1
Chicken Egg	1,859.60	2,119.67	14.0
Duck	4.05	1.69	-58.3
Duck Egg	13.47	13.55	0.6
Total	6,423.87	8,284.26	29.0

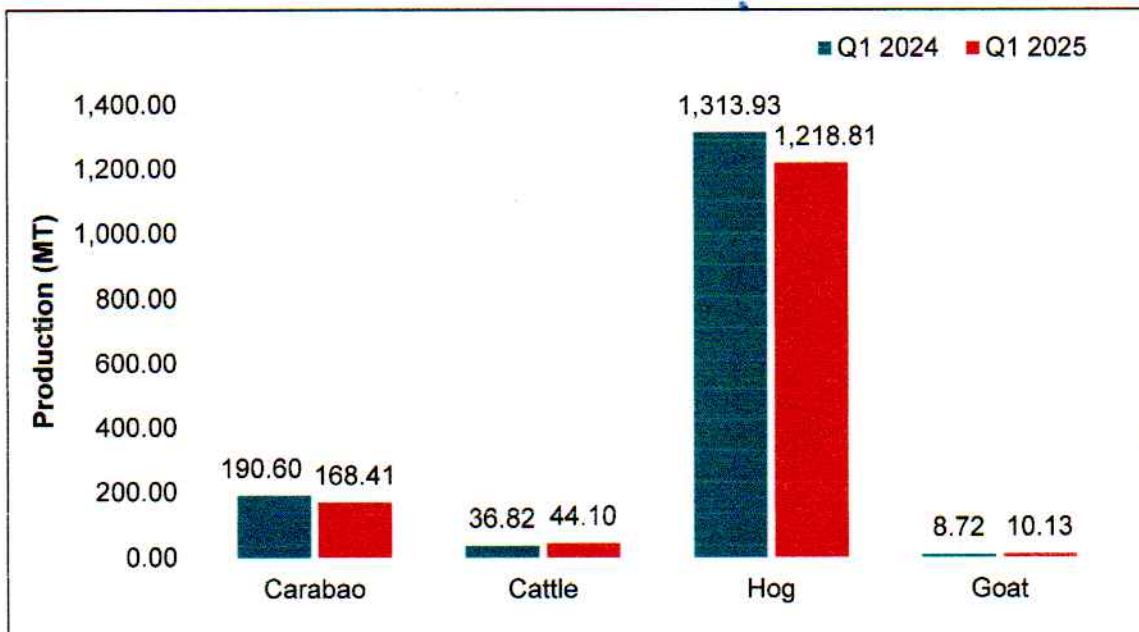
^P = preliminary

Source: Philippine Statistics Authority, Livestock and Poultry Survey (LPS)

Livestock production drops by 7.0 percent in Agusan del Norte

The volume of production in the first quarter of 2025 was estimated at 1,441.45 MT, reflecting a -7.0 percent decline from 1,550.07 MT in the same period of 2024. The overall decrease was mainly driven by -11.6 percent drop in carabao production from 190.60 MT in the first quarter of 2024 to 168.41 MT in 2025 and a -7.2 percent decline in hog production from 1,313.93 MT to 1,218.81 MT over the same period. In contrast, cattle production posted a positive growth of 19.8 percent from 36.82 MT in the first quarter of 2024 to 44.10 MT in 2025. Goat production also increased by 16.2 percent, from 8.72 MT in the first quarter 2024 to 10.13 MT in the same quarter of 2025. (Figure 1 and Table 1)

Figure 1. Livestock Production in Agusan del Norte:
1st Quarter 2024 and 2025^P



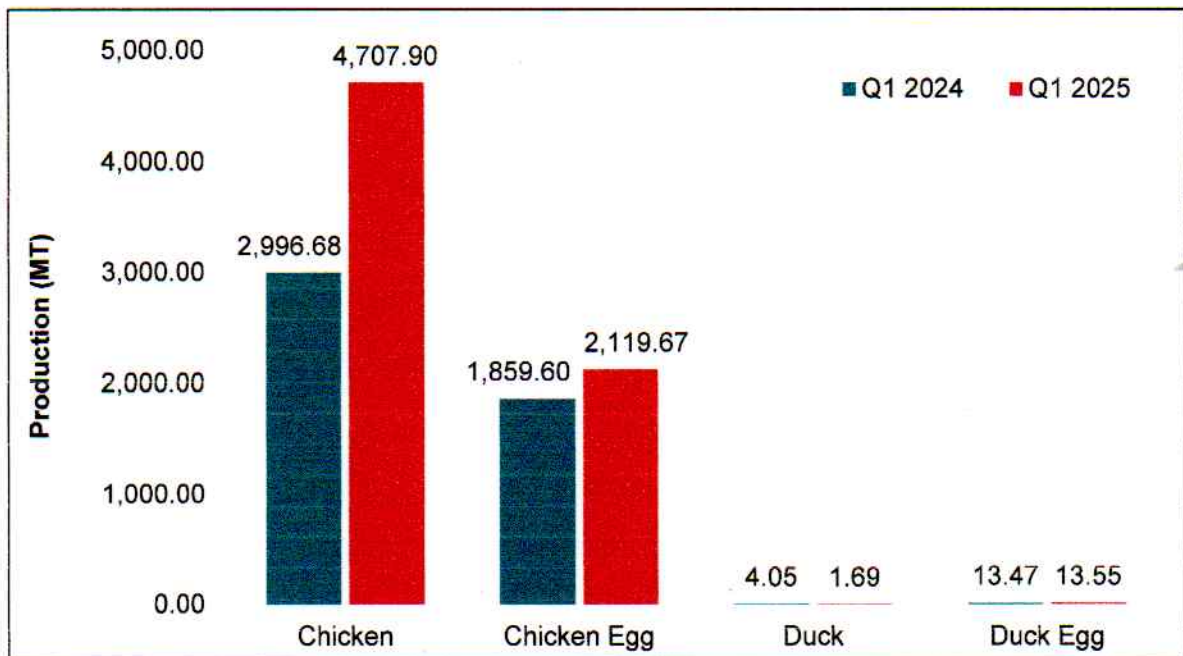
^P = preliminary

Source: Philippine Statistics Authority, Livestock and Poultry Survey (LPS)

Poultry production increased by 40.4 percent

In the first quarter of 2025, poultry production in Agusan del Norte increased by 40.4 percent, or about 1,969.01 MT, from 4,873.80 MT in the first quarter of 2024 to 6,842.81 MT in the same period of 2025. This overall increase was mainly attributed to the rise in chicken meat production, which grew by 57.1 percent from 2,996.68 MT in the first quarter of 2024 to 4,707.90 MT in 2025. Additionally, chicken egg production was estimated at 2,119.67 MT in the first quarter of 2025, representing a 14.0 percent increase from 1,859.60 MT recorded in the first quarter of 2024. Duck egg production also showed positive growth, increasing by 0.6 percent from 13.47 MT to 13.55 MT over the same period. However, duck meat production declined by 58.3 percent, from 4.05 MT in the first quarter of 2024 to 1.69 MT in the same period of 2025. (Figure 2 and Table 1)

Figure 2. Poultry Production in Agusan del Norte
1st Quarter 2024 and 2025^P



^P = preliminary

Source: Philippine Statistics Authority, Livestock and Poultry Survey (LPS)

Livestock and Poultry Inventory in Agusan del Norte grows by 21.7 percent as of 01 April 2025

As of 01 April 2025, the total livestock and poultry inventory in Agusan del Norte reached 2,060,576.00 heads from 1,692,474.00 heads during the same period in 2024, reflecting a 21.7 percent growth. This increase was driven by a 22.6 percent rise in poultry stocks, from 1,628,813.00 heads to 1,996,430.00. Livestock stocks also increase by 0.8 percent, from 63,661.00 heads on 01 April 2024 to 64,146.00 heads on 01 April 2025. (Table 2)

Table 2. Livestock and Poultry Inventory, by Animal Type, by Classification, Agusan del Norte: 1st Quarter 2024 and 2025^P

COMMODITY	INVENTORY (in head)		Percent Change Q1 2025/Q1 2024
	Q1 2024 (01 April 2024)	Q1 2025 ^P (01 April 2025)	
Livestock	63,661.00	64,146.00	0.8
Carabao	12,440.00	11,098.00	-10.8
Smallhold	12,249.00	10,978.00	-10.4
Semi-Commercial	191.00	120.00	-37.2
Commercial	0	0	0
Cattle	8,883.00	8,305.00	-6.5
Smallhold	8,120.00	7,619.00	-6.2
Semi-Commercial	763.00	686.00	-10.1
Commercial	0	0	0
Swine	33044	34512	4.4
Smallhold	33044	34512	4.4
Semi-Commercial	0	0	0
Commercial	0	0	0
Goat	9,294.00	10,231.00	10.1
Smallhold	8,633.00	9,504.00	10.1
Semi-Commercial	661.00	727.00	10.0
Commercial	0	0	0
Poultry	1,628,813.00	1,996,430.00	22.6
Chicken	1,603,886.00	1,970,846.00	22.9
Smallhold	454,498.00	421,066.00	-7.4
Semi-Commercial	15,888.00	6,211.00	-60.9
Commercial	1,133,500.00	1,543,569.00	36.2
Duck	24,927.00	25,584.00	2.6
Smallhold	16,194.00	24,283.00	50.0
Semi-Commercial	8,733.00	1,301.00	-85.1
Commercial	0	0	0
TOTAL	1,692,474.00	2,060,576.00	21.7

^P = preliminary

Source: Philippine Statistics Authority, Livestock and Poultry Survey (LPS)



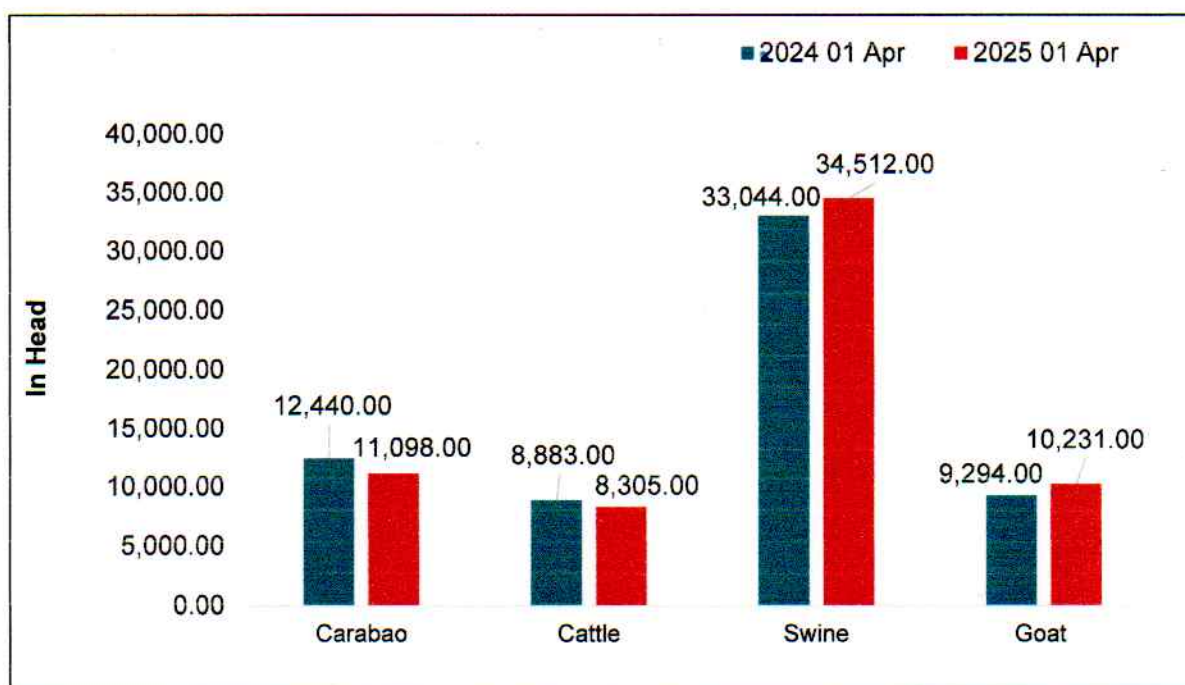
Certificate No. PHP QMS
24 93 0202 - 017

2nd Floor, Unit 6, Laurente Building, J. C. Aquino Ave., Butuan City 8600

(085) 3412208 / (085) 8173193 • Telefax: (085) 2252097
psa_agusandelnorte@yahoo.com.ph • www.psa.gov.ph

As of 01 April 2025, the total livestock inventory reached 64,146.00 heads, contributing a 3.1 percent share to the overall inventory of livestock and poultry in the province. This increase was mainly attributed to the rise in goat stocks, which grew by 10.1 percent from 9,294.00 heads to 10,231.00 heads during the same period. Swine inventory also showed an increase of 4.4 percent, from 33,044.00 heads to 34,512.00 heads. Meanwhile, carabao stocks dropped by 10.8 percent, from 12,440.00 heads to 11,098.00 heads compared to the same period last year. Cattle stocks also declined by 6.5 percent, from 8,883.00 heads to 8,305.00 heads as of 01 April 2025. (Figure 3 and Table 2)

Figure 3. Livestock Inventory in Agusan del Norte
1st Quarter 2024 and 2025^P

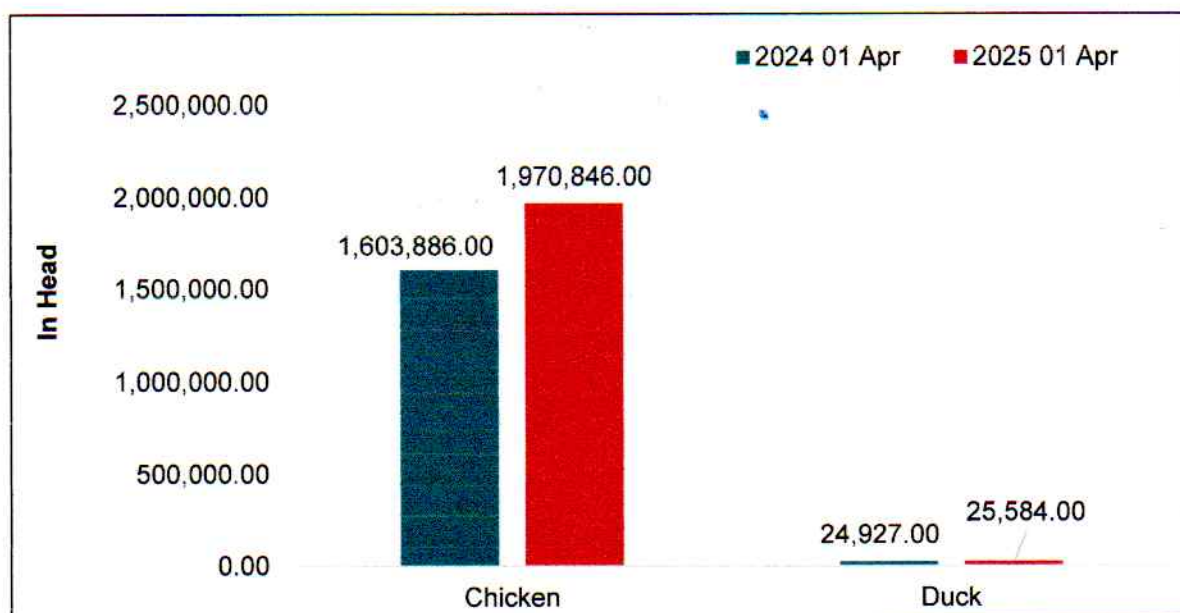


^P = preliminary

Source: Philippine Statistics Authority, Livestock and Poultry Survey (LPS)

Figure 4 shows that as of 01 April 2025, the total poultry inventory was estimated at 1,996,430.00 heads, reflecting a 22.6 percent increase from 1,628,813.00 heads recorded during the same period last year. This growth was mainly driven by the increase in chicken stocks of 22.9 percent, from 1,603,886.00 on 01 April 2024 heads to 1,970,846.00 heads on 01 April 2025. Additionally, the duck inventory increased by 2.6 percent, from 24,927.00 heads to 25,584.00 heads over the same period. Poultry accounted for 96.9 percent of the total livestock and poultry inventory in the province. (Table 2)

Figure 4. Livestock Inventory in Agusan del Norte
1st Quarter 2024 and 2025^P



^P = preliminary

Source: Philippine Statistics Authority, Livestock and Poultry Survey (LPS)

TECHNICAL NOTES

The Livestock and Poultry Survey are collected quarterly by the Philippine Statistics Authority (PSA) through the two (2) major surveys, namely: a) the Livestock and Poultry Surveys: Household, b) the Livestock and Poultry Surveys: Establishment.

Livestock – farm animals kept or raised for consumption and work. For census and surveys, livestock covers only those that are tended and raised by the household.

Poultry – is a collective term for all domesticated avian for the purpose of food consumption or, the carcass of such avian are processed for human consumption.

Volume of Production (operational definition) – the number of tended/raised animals disposed for slaughter/dressing including animals shipped-out for slaughter/dressing (in "head/bird" and in "liveweight equivalent").

Animal Inventory (also known as, Animal Population) – the actual number of animals (in head/bird) present in the farm as a specific reference date regardless of ownership.

The following are the new farm classifications and definitions of Livestock and Poultry Farms based on the approved PSA Board Resolution No. 04, series of 2022:

Animal Type	Farm Classification	Definition
Carabao and Cattle	Smallhold	Tending not more than five (5) caracows/cows
	Semi-commercial	Tending six (6) to 50 heads of caracows/cows
	Commercial	Tending 51 caracows/cows and above
Goat	Smallhold	Tending not more than 35 does
	Semi-commercial	Tending 36 to 100 does
	Commercial	Tending more than 100 heads of does
Swine	Smallhold	Tending 1 to 10 sow level or 1 to 100 heads
	Semi-commercial	Tending 11 to 50 sow level or 101 to 500 heads
	Commercial	Tending 51 sow level and above or 501 heads and above
Broiler Chicken	Smallhold	Raising 500 birds and below
	Semi-commercial	Raising 501 to 10,000 birds
	Commercial	Raising 10,001 birds and above
Layer Chicken, Native/Improved Chicken, and Duck	Smallhold	Raising 250 birds and below
	Semi-commercial	Raising 251 to 5,000 birds
	Commercial	Raising 5,001 birds and above

Approved by:

REYNELO S. MAGNO

Chief Statistical Specialist, PSO – Agusan del Norte

Tel. No.: (085) 817-3193/ Telefax No.: (085) 225-2097

Email add: agusandelnorte@psa.gov.ph • www.psa.gov.ph



2nd Floor, Unit 6, Laurente Building, J. C. Aquino Ave., Butuan City 8600

(085) 3412208 / (085) 8173193 • Telefax: (085) 2252097
psa_agusandelnorte@yahoo.com.ph • www.psa.gov.ph