

SPECIAL RELEASE

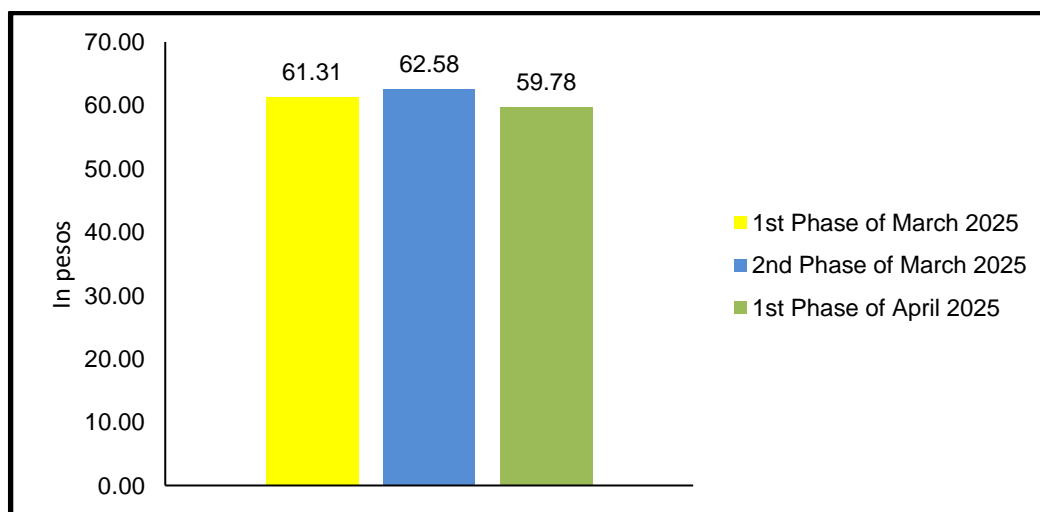
Price Situationer of Selected Agricultural Commodities First Phase of April 2025 Butuan City

Date of Release: 23 April 2025

Reference No. SR25R1602-031

1. Rice, Special

Figure 1: Average Retail Price per Kilogram of Special Rice
Butuan City: First Phase and Second Phase
of March 2025 and First Phase of April 2025



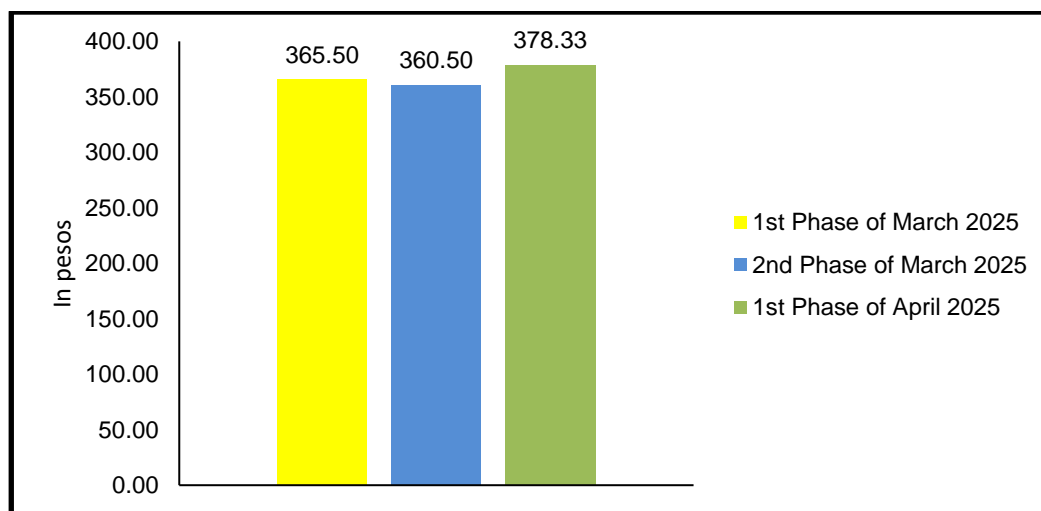
Source: Philippine Statistics Authority, Retail Price Survey of Selected Commodities for the Generation of Consumer Price Index

At the city level, a kilogram of special rice had an average retail price of PhP 59.78 in the first phase of April 2025 (01 to 05 April 2025). This was lower than its average retail price of PhP 61.31 per kilogram during the first phase of March 2025 (01 to 05 March 2025) and PhP 62.58 per kilogram in the second phase of March 2025 (15 to 17 March 2025). (Figure 1)



2. Beef, Meat with Bones

Figure 2: Average Retail Price per kilogram of Beef, Meat with Bones
Butuan City: First Phase and Second Phase
of March 2025 and First Phase of April 2025

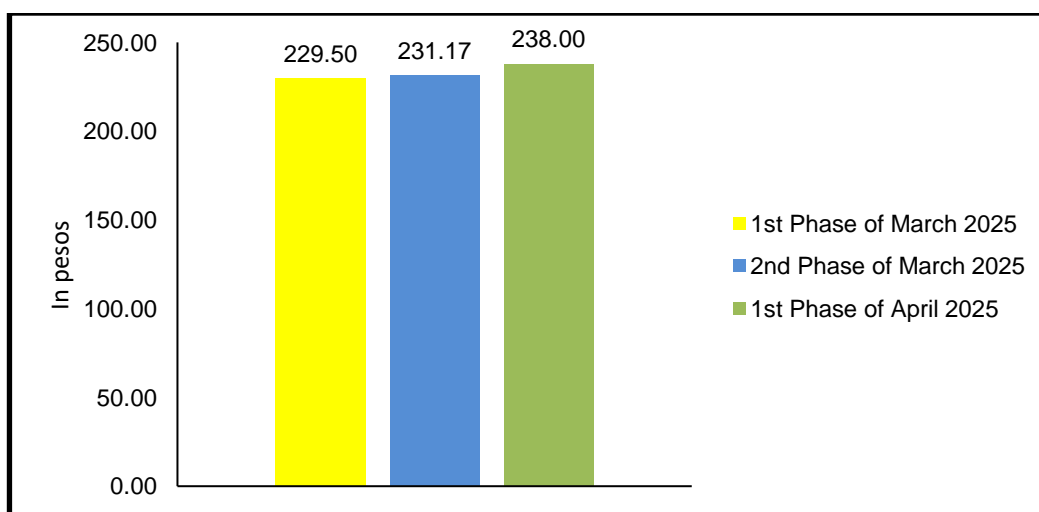


Source: Philippine Statistics Authority, Retail Price Survey of Selected Commodities for the Generation of Consumer Price Index

An average retail price of beef, meat with bones was at PhP 378.33 per kilogram at the city level during the first phase of April 2025. It posted an increase from its average retail price of PhP 360.50 per kilogram in the second phase of March 2025 and PhP 365.50 per kilogram during the first phase of March 2025. (Figure 2)

3. Bangus

Figure 3: Average Retail Price per Kilogram of Bangus
Butuan City: First Phase and Second Phase
of March 2025 and First Phase of April 2025

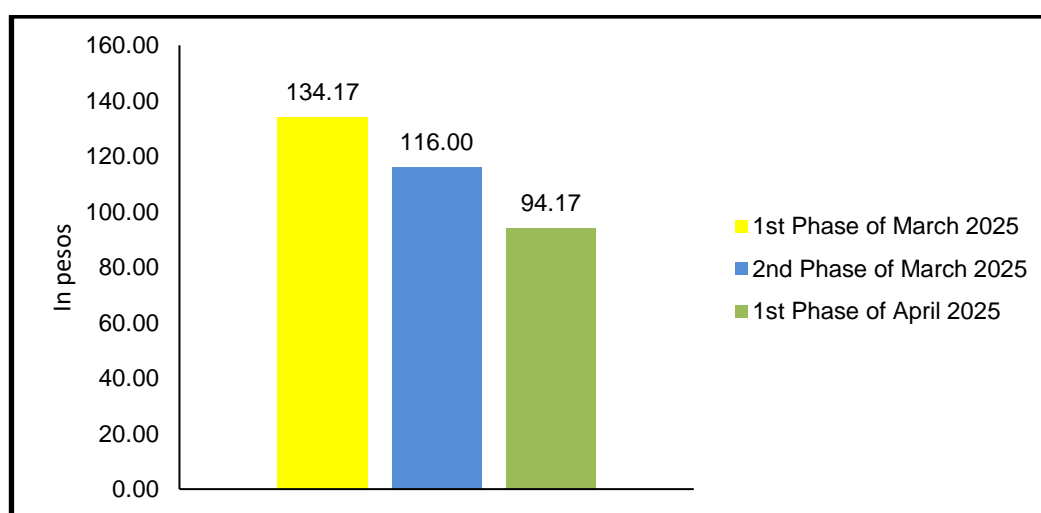


Source: Philippine Statistics Authority, Retail Price Survey of Selected Commodities for the Generation of Consumer Price Index

A kilogram of Bangus in the city had an average retail price of PhP 238.00 during the first phase of April 2025. This selected commodity showed continuous increase in its average retail price from PhP 229.50 per kilogram recorded in the first phase of March 2025, then PhP 231.17 per kilogram in the second phase of March 2025. (Figure 3)

4. Carrot

Figure 4: Average Retail Price per Kilogram of Carrot
Butuan City: First Phase and Second Phase
of March 2025 and First Phase of April 2025

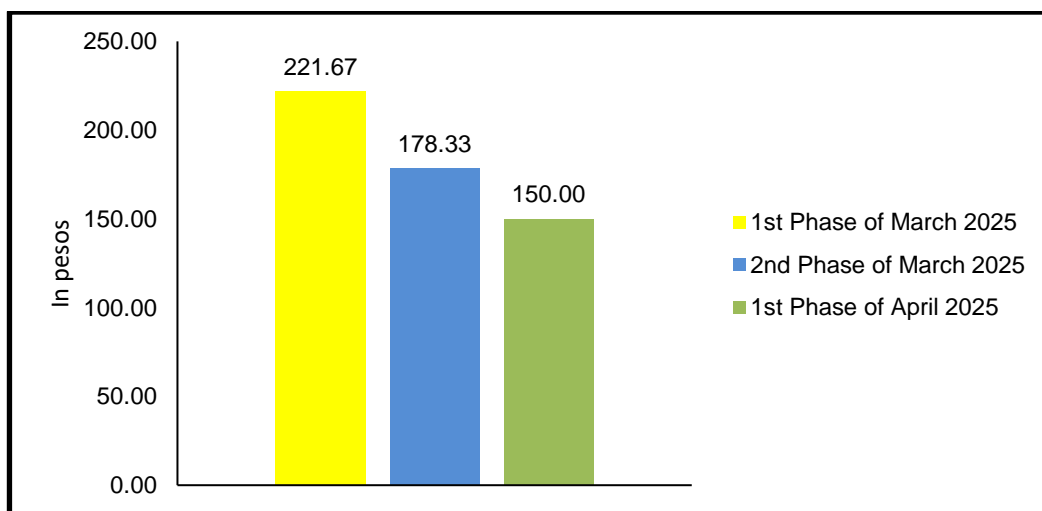


Source: Philippine Statistics Authority, Retail Price Survey of Selected Commodities for the Generation of Consumer Price Index

A kilogram of carrot in the city had an average retail price of PhP 94.17 during the first phase of April 2025. This selected commodity has shown consistent decrease in its average retail price from PhP 134.17 per kilogram in the first phase of March 2025, then PhP 116.00 per kilogram during the second phase of March 2025. (Figure 4)

5. Onion, Red

Figure 5: Average Retail Price per Kilogram of Onion, Red
Butuan City: First Phase and Second Phase
of March 2025 and First Phase of April 2025

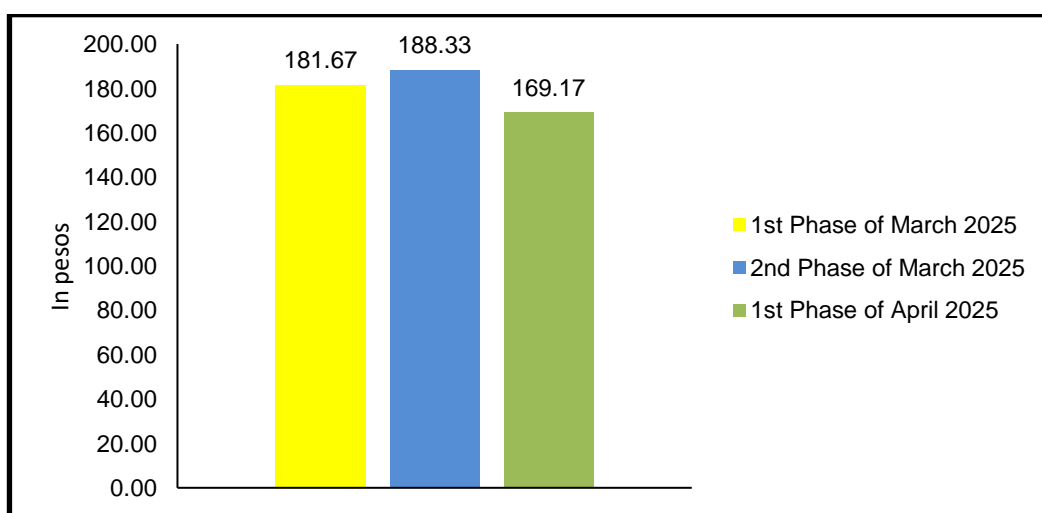


Source: Philippine Statistics Authority, Retail Price Survey of Selected Commodities for the Generation of Consumer Price Index

A kilogram of red onion in the city had an average retail price of PhP 150.00 during the first phase of April 2025. This selected commodity also recorded consistent decrease from its average price of PhP 221.67 per kilogram in the first phase of March 2025, then PhP 178.33 per kilogram in the second phase of March 2025. (Figure 5)

6. Mango, Carabao

Figure 6: Average Retail Price per Kilogram of Mango, Carabao
Butuan City: First Phase and Second Phase
of March 2025 and First Phase of April 2025

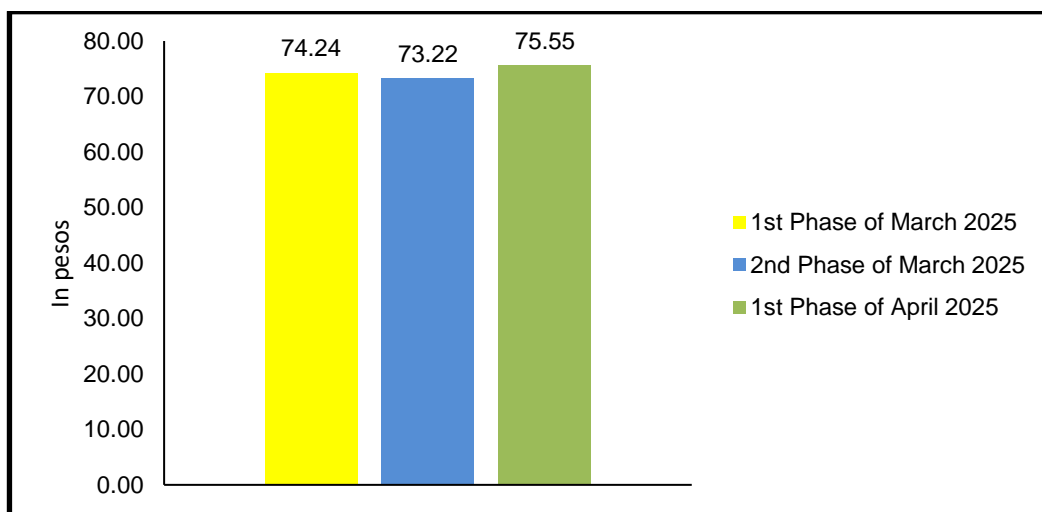


Source: Philippine Statistics Authority, Retail Price Survey of Selected Commodities for the Generation of Consumer Price Index

A kilogram of carabao mango in the city had an average retail price of PhP 169.17 during the first phase of April 2025. This was lower than its average retail price of PhP 188.33 per kilogram in the second phase of March 2025 and PhP 181.67 per kilogram in the first phase of March 2025. (Figure 6)

7. Brown Sugar

Figure 7: Average Retail Price per Kilogram of Brown Sugar
Butuan City: First Phase and Second Phase
of March 2025 and First Phase of April 2025



Source: Philippine Statistics Authority, Retail Price Survey of Selected Commodities for the Generation of Consumer Price Index

A kilogram of brown sugar in the city had an average retail price of PhP 75.55 during the first phase of April 2025. This was higher relative to its average retail price of PhP 73.22 per kilogram in the second phase of March 2025 and PhP 74.24 per kilogram in the first phase of March 2025. (Figure 7)

Approved by:


REYNELO S. MAGNO

Chief Statistical Specialist, PSO – Agusan del Norte

Telephone number: (085) 817-3193 / Telefax No.: (085) 225 – 2097

Email address: agusandelnorte@psa.gov.ph