

SPECIAL RELEASE

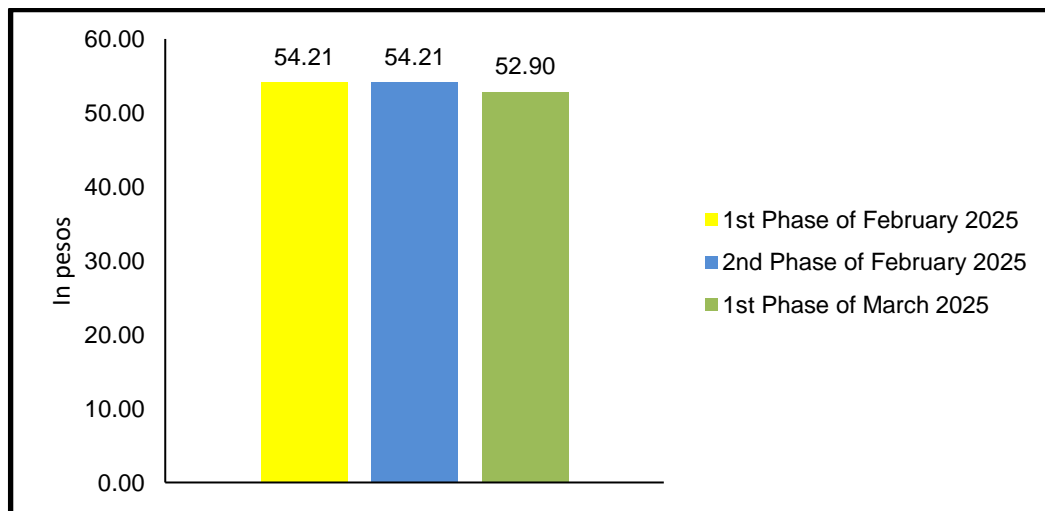
Price Situationer of Selected Agricultural Commodities First Phase of March 2025 Butuan City

Date of Release: 28 March 2025

Reference No. SR25R1602-027

1. Rice, Well Milled

Figure 1: Average Retail Price per Kilogram of Well Milled Rice
Butuan City: First Phase and Second Phase
of February 2025 and First Phase of March 2025



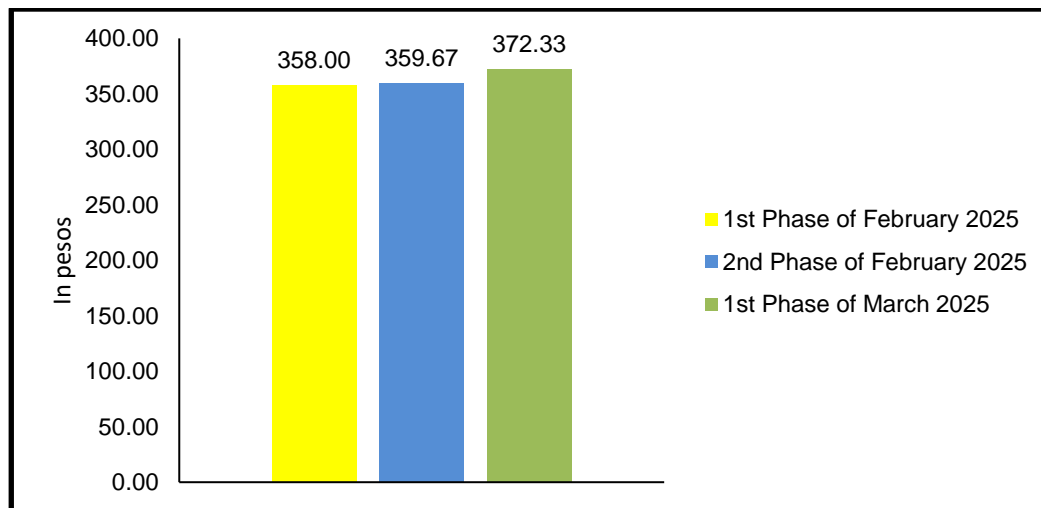
Source: Philippine Statistics Authority, Retail Price Survey of Selected Commodities for the Generation of Consumer Price Index

At the city level, a kilogram of well-milled rice had an average retail price of PhP 52.90 in the first phase of March 2025 (01 to 05 March 2025). This was lower than its average retail price of PhP 54.21 per kilogram during the first phase (01 to 05 February 2025) and second phase (15 to 17 February 2025) of February 2025. (Figure 1)



2. Pork, Kasim

Figure 2: Average Retail Price per kilogram of Pork, Kasim
Butuan City: First Phase and Second Phase
of February 2025 and First Phase of March 2025

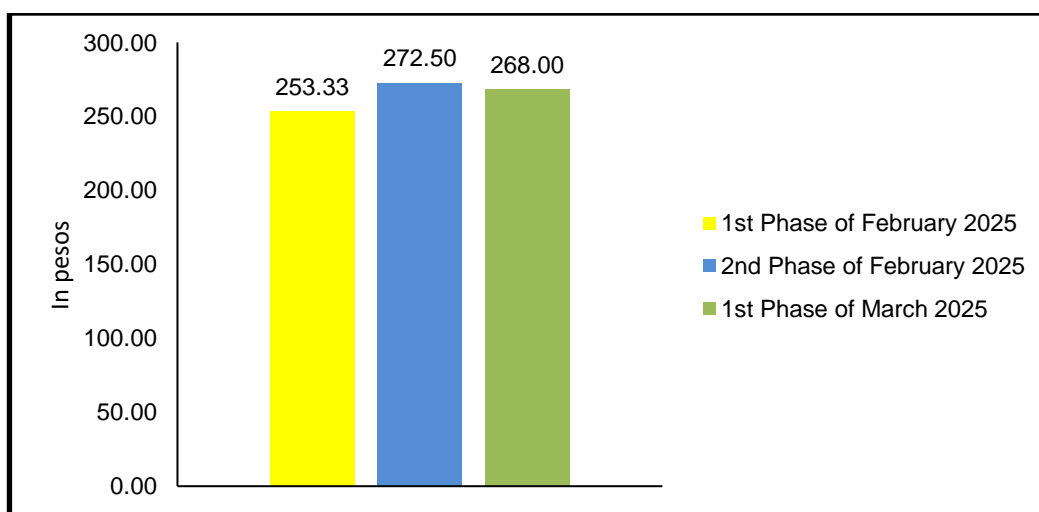


Source: Philippine Statistics Authority, Retail Price Survey of Selected Commodities for the Generation of Consumer Price Index

An average retail price of pork kasim was at PhP 372.33.00 per kilogram at the city level during the first phase of March 2025. It posted an increase from its average retail price of Php 359.67 per kilogram in the second phase of February 2025 and Php 358.00 per kilogram during the first phase of February 2025. (Figure 2)

3. Galunggong

Figure 3: Average Retail Price per Kilogram of Galunggong
Butuan City: First Phase and Second Phase
of February 2025 and First Phase of March 2025

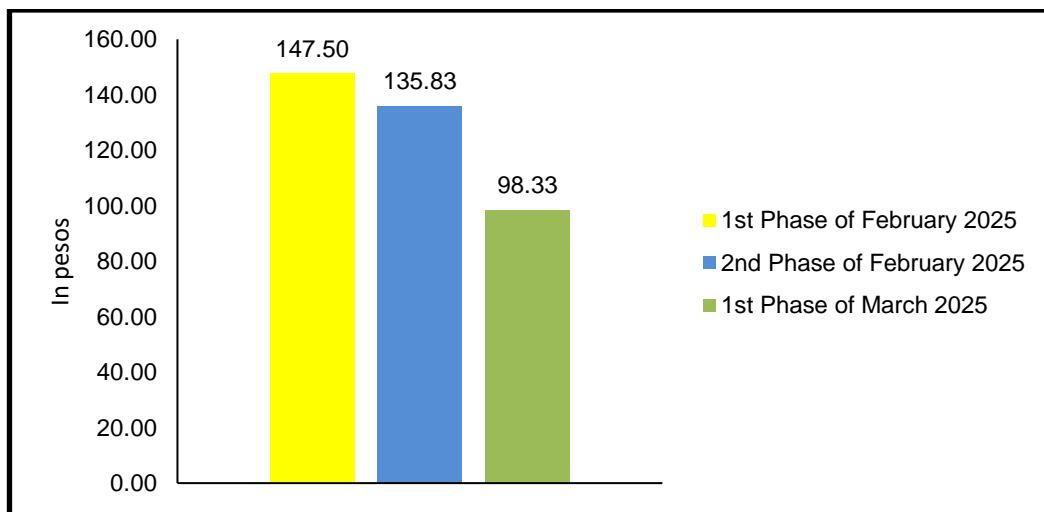


Source: Philippine Statistics Authority, Retail Price Survey of Selected Commodities for the Generation of Consumer Price Index

A kilogram of galunggung in the city had an average retail price of PhP 268.00 during the first phase of March 2025. This was lower than the average retail price of PhP 272.50 per kilogram recorded in the second phase of February. On the other hand, this was higher than the average retail price of 253.33 per kilogram 2025 in the first phase of February 2025. (Figure 3)

4. Tomato

Figure 4: Average Retail Price per Kilogram of Tomato
Butuan City: First Phase and Second Phase
of February 2025 and First Phase of March 2025

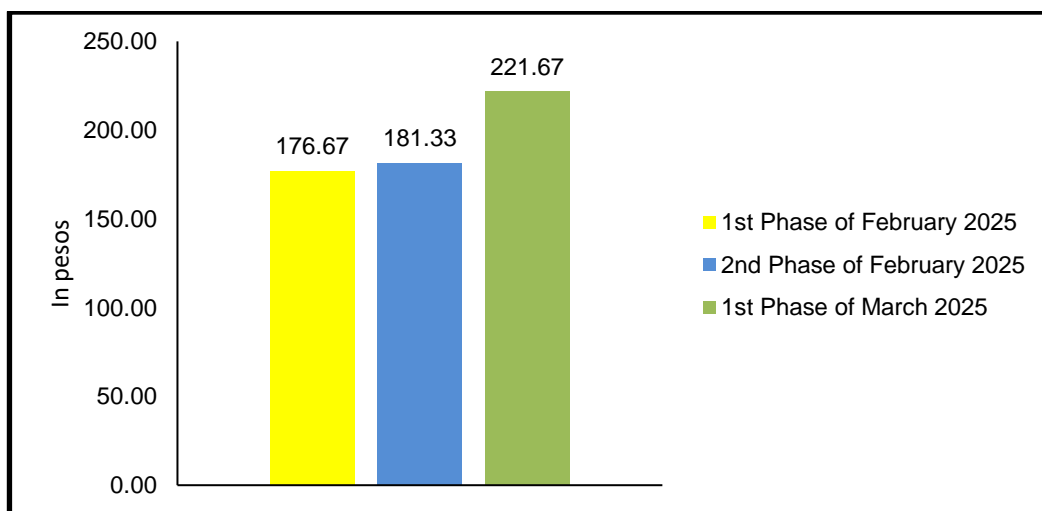


Source: Philippine Statistics Authority, Retail Price Survey of Selected Commodities for the Generation of Consumer Price Index

A kilogram of tomato in the city had an average retail price of PhP 98.33 during the first phase of March 2025. This selected commodity has shown consistent decrease in its average retail price from PhP 147.50 per kilogram in the first phase of February 2025 and PhP 135.83 per kilogram during the second phase of February 2025. (Figure 4)

5. Onion, Red

Figure 5: Average Retail Price per Kilogram of Onion, Red
Butuan City: First Phase and Second Phase
of February 2025 and First Phase of March 2025

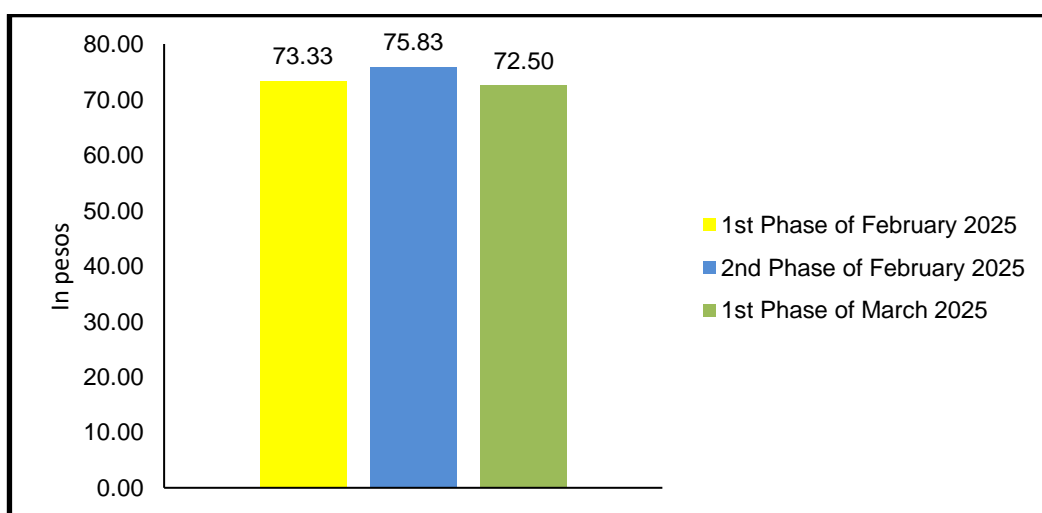


Source: Philippine Statistics Authority, Retail Price Survey of Selected Commodities for the Generation of Consumer Price Index

A kilogram of red onion in the city had an average retail price of PhP 221.64 during the first phase of March 2025. This selected commodity also recoded consistent increase from its average price of PhP 176.67 per kilogram in the first phase of February 2025 and PhP 181.33 per kilogram in the second phase of February 2025. (Figure 5)

6. Calamansi

Figure 6: Average Retail Price per Kilogram of Calamansi
Butuan City: First Phase and Second Phase
of February 2025 and First Phase of March 2025

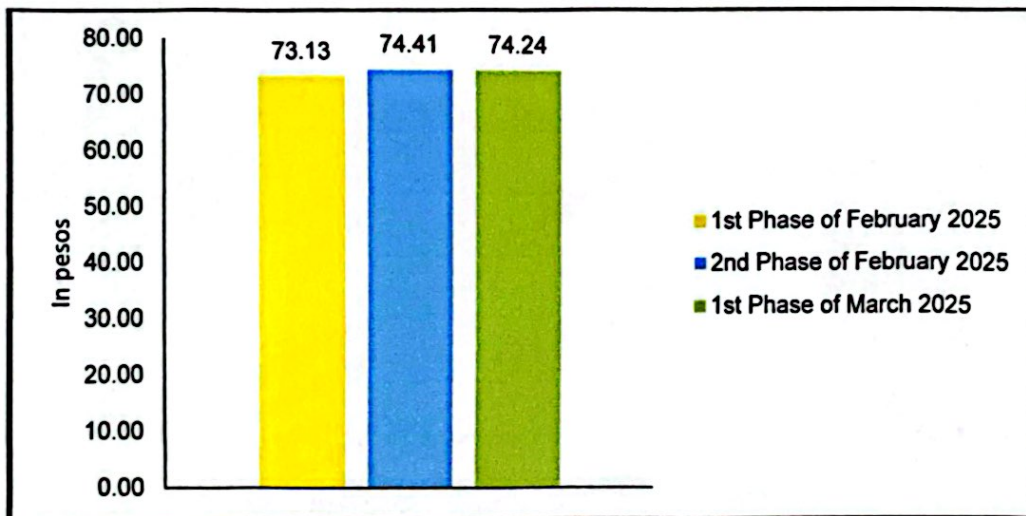


Source: Philippine Statistics Authority, Retail Price Survey of Selected Commodities for the Generation of Consumer Price Index

A kilogram of calamansi in the city had an average retail price of PhP 72.50 during the first phase of March 2025. This was lower than its average retail price of PhP 75.83 per kilogram in the second phase of February 2025 and PhP 73.33 per kilogram in the first phase of February 2025. (Figure 6)

7. Brown Sugar

Figure 7: Average Retail Price per Liter of Brown Sugar
Butuan City: First Phase and Second Phase
of February 2025 and First Phase of March 2025



Source: Philippine Statistics Authority, Retail Price Survey of Selected Commodities for the Generation of Consumer Price Index

A kilogram of brown sugar in the city had an average retail price of PhP 74.24 during the first phase of March 2025. This posted a decrease relative to its average retail price of PhP 74.41 per kilogram in the second phase of February 2025. While this was higher than the average retail price of PhP 73.13 per kilogram in the first phase of February 2025. (Figure 7)

Approved by:


REYNELO S. MAGNO

Chief Statistical Specialist, PSO – Agusan del Norte

Telephone number: (085) 817-3193 / Telefax No.: (085) 225 – 2097

Email address: agusandelnorte@psa.gov.ph