

SPECIAL RELEASE

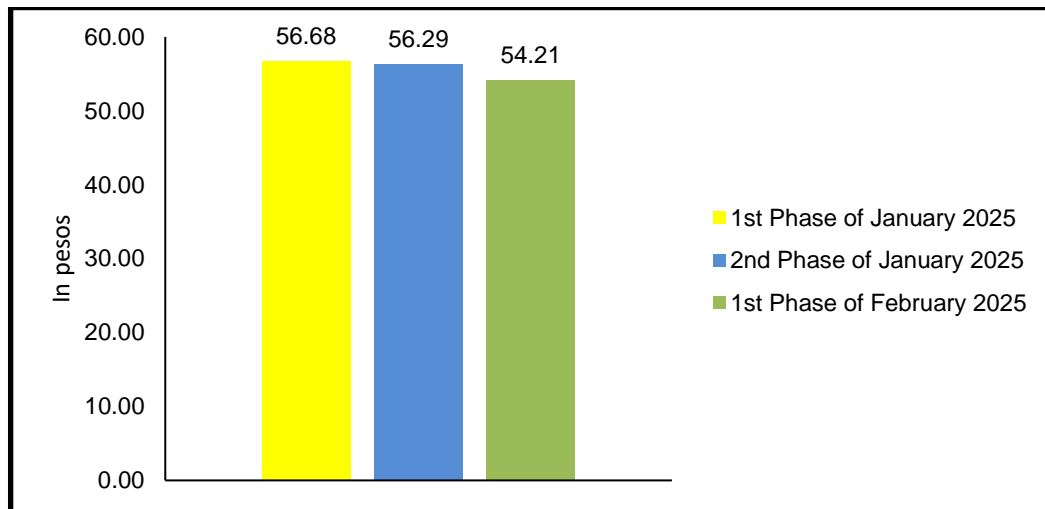
Price Situationer of Selected Agricultural Commodities First Phase of February 2025 Butuan City

Date of Release: 20 February 2025

Reference No. SR25R1602-020

1. Rice, Well Milled

Figure 1: Average Retail Price per Kilogram of Well Milled Rice
Butuan City: First Phase and Second Phase
of January 2025 and First Phase of February 2025



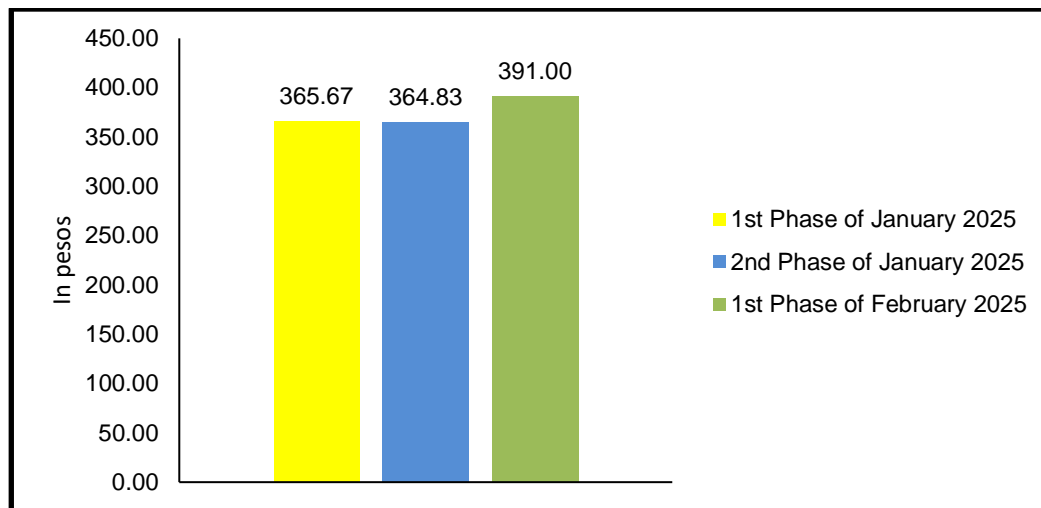
Source: Philippine Statistics Authority, Retail Price Survey of Selected Commodities for the Generation of Consumer Price Index

At the city level, a kilogram of well-milled rice had an average retail price of PhP 54.21 in the first phase of February 2025 (01 to 05 February 2025). This was lower than its average retail price of PhP 56.29 per kilogram during the second phase of January 2025 (15 to 17 January 2025) and the first phase of January 2025 (01 to 05 January 2025) at PhP 56.68 per kilogram. (Figure 1)



2. Pork, Liempo

Figure 2: Average Retail Price per kilogram of Pork, Liempo
Butuan City: First Phase and Second Phase
of January 2025 and First Phase of February 2025

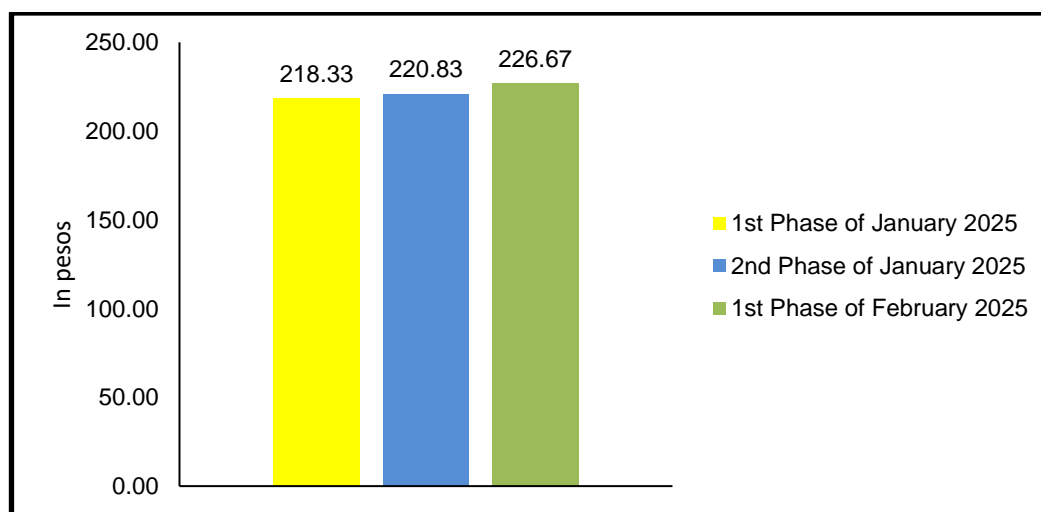


Source: Philippine Statistics Authority, Retail Price Survey of Selected Commodities for the Generation of Consumer Price Index

An average retail price of pork liempo was at PhP 391.00 per kilogram at the city level during the first phase of February 2025. It posted an increase from its average retail price of PhP 364.83 per kilogram in the second phase of January 2025 and PhP 365.67 per kilogram during the first phase of January 2025. (Figure 2)

3. Bangus

Figure 3: Average Retail Price per Kilogram of Bangus
Butuan City: First Phase and Second Phase
of January 2025 and First Phase of February 2025

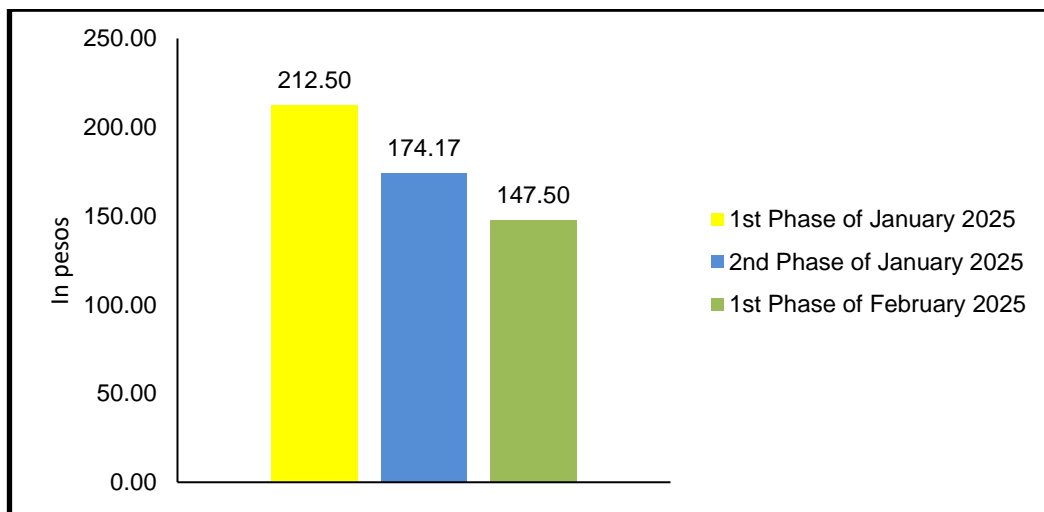


Source: Philippine Statistics Authority, Retail Price Survey of Selected Commodities for the Generation of Consumer Price Index

A kilogram of bangus in the city had an average retail price of PhP 226.67 during the first phase of February 2025. This was higher than the average retail price of PhP 220.83 per kilogram recorded in the second phase of January 2025 and PhP 218.33 per kilogram in the first phase of January 2025. (Figure 3)

4. Tomato

Figure 4: Average Retail Price per Kilogram of Tomato
Butuan City: First Phase and Second Phase
of January 2025 and First Phase of February 2025

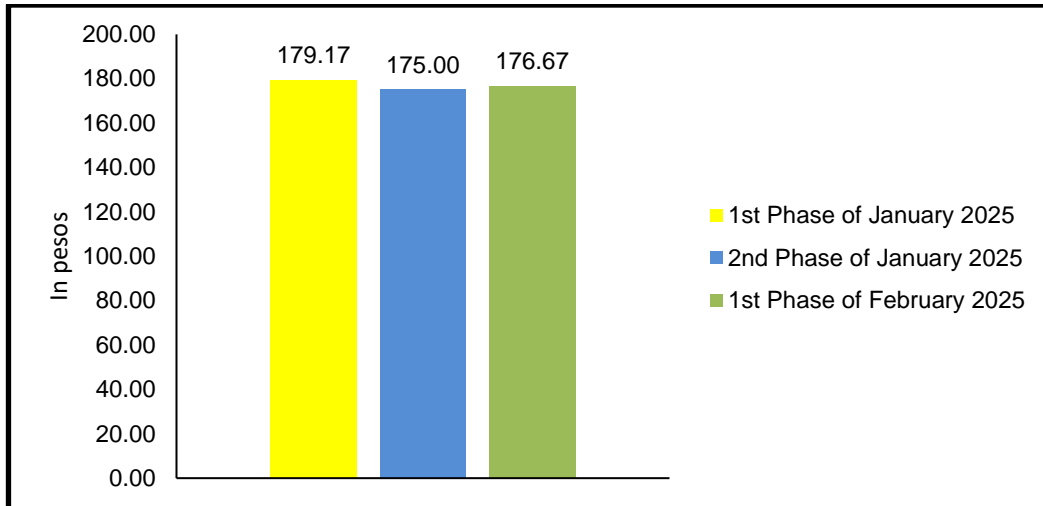


Source: Philippine Statistics Authority, Retail Price Survey of Selected Commodities for the Generation of Consumer Price Index

A kilogram of tomato in the city had an average retail price of PhP 147.50 during the first phase of February 2025. This selected commodity has shown consistent decrease in its average retail price from PhP 212.50 per kilogram in the first phase of January 2025 and PhP 174.17 per kilogram during the second phase of January 2025. (Figure 4)

5. Onion, Red

Figure 5: Average Retail Price per Kilogram of Onion, Red
Butuan City: First Phase and Second Phase
of January 2025 and First Phase of February 2025

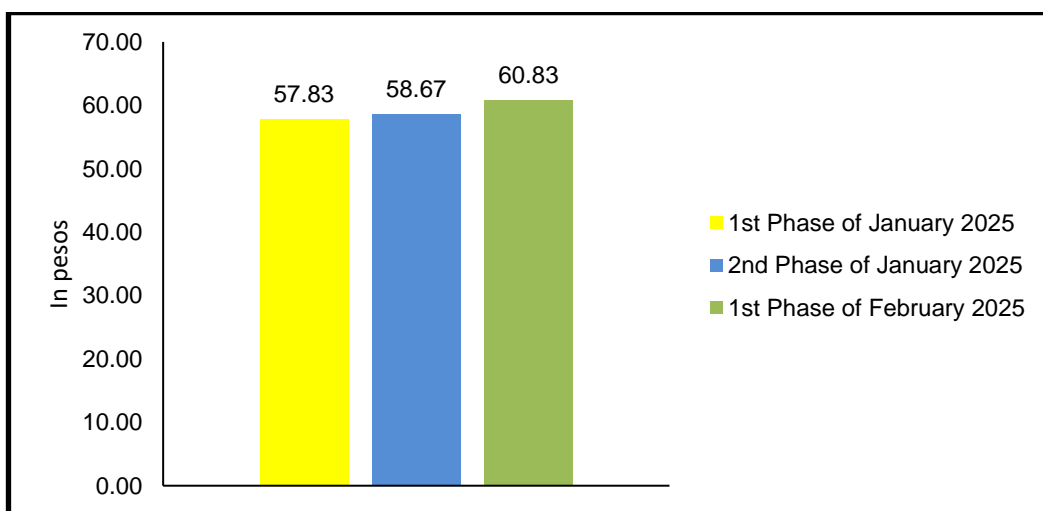


Source: Philippine Statistics Authority, Retail Price Survey of Selected Commodities for the Generation of Consumer Price Index

A kilogram of red onion in the city had an average retail price of PhP 176.67 during the first phase of February 2025. This marked an increase from its average price of PhP 175.00 in the second phase of January 2025 and PhP 179.17 in the first phase of January 2025. (Figure 5)

6. Banana, Latundan

Figure 6: Average Retail Price per Kilogram of Banana, Latundan
Butuan City: First Phase and Second Phase
of January 2025 and First Phase of February 2025



Source: Philippine Statistics Authority, Retail Price Survey of Selected Commodities for the Generation of Consumer Price Index

A kilogram of latundan banana in the city had an average retail price of PhP 60.83 during the first phase of February 2025. This represented a continuous increase from its average price of PhP 57.83 per kilogram in the first phase of January 2025 and PhP 58.67 per kilogram in the second phase of January 2025. (Figure 6)

7. Cooking Oil

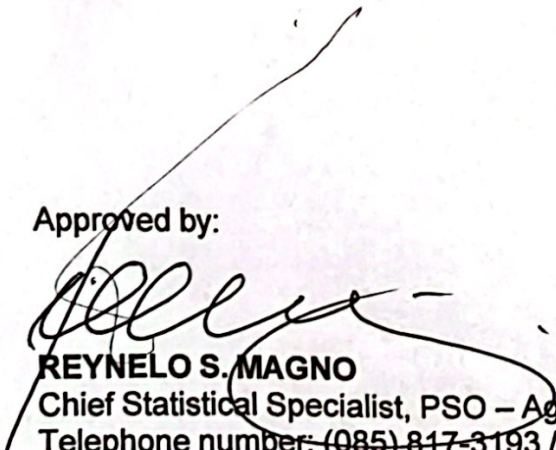
Figure 7: Average Retail Price per Liter of Cooking Oil
Butuan City: First Phase and Second Phase
of January 2025 and First Phase of February 2025



Source: Philippine Statistics Authority, Retail Price Survey of Selected Commodities for the Generation of Consumer Price Index

A liter of cooking oil in the city had an average retail price of PhP 222.82 during the first phase of February 2025. This posted an increase relative to its average retail price of PhP 208.91 per liter in the first phase and second phase of January 2025. (Figure 7)

Approved by:


REYNELO S. MAGNO

Chief Statistical Specialist, PSO – Agusan del Norte

Telephone number: (085) 817-3193 / Telefax No.: (085) 225 – 2097

Email address: agusandelnorte@psa.gov.ph