

SPECIAL RELEASE

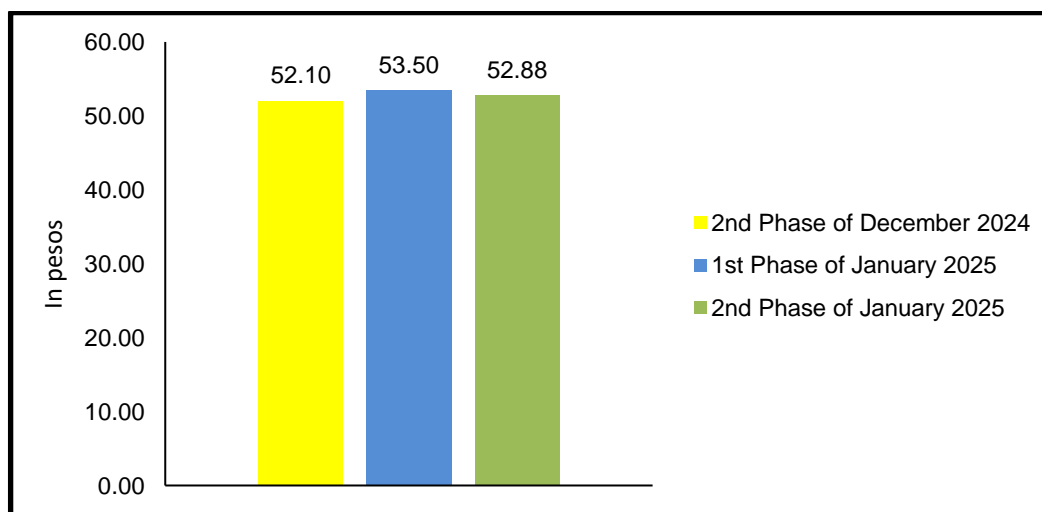
Price Situationer of Selected Agricultural Commodities Second Phase of January 2025 Agusan del Norte

Date of Release: 06 February 2025

Reference No. SR25R1602-0012

1. Rice, Well Milled

Figure 1: Average Retail Price per Kilogram of Well Milled Rice
Agusan del Norte: Second Phase of December 2024
and First Phase and Second Phase of January 2025




Source: Philippine Statistics Authority, Retail Price Survey of Selected Commodities for the Generation of Consumer Price Index

At the provincial level, a kilogram of well-milled rice had an average retail price of PhP 52.88 in the second phase of January 2025 (15 to 17 January 2025), lower than its average retail price of PhP 53.50 per kilogram during the first phase of January 2025 (01 to 05 January 2025). This was higher relative to its price level in the second phase of December 2024 (15 to 17 December 2024) at PhP 52.10 per kilogram. (Figure 1 and Table 1)



2. Pork, Meat with Bones

Figure 2: Average Retail Price per kilogram of Pork, Meat with Bones
Agusan del Norte: Second Phase of December 2024
First Phase and Second Phase of January 2025

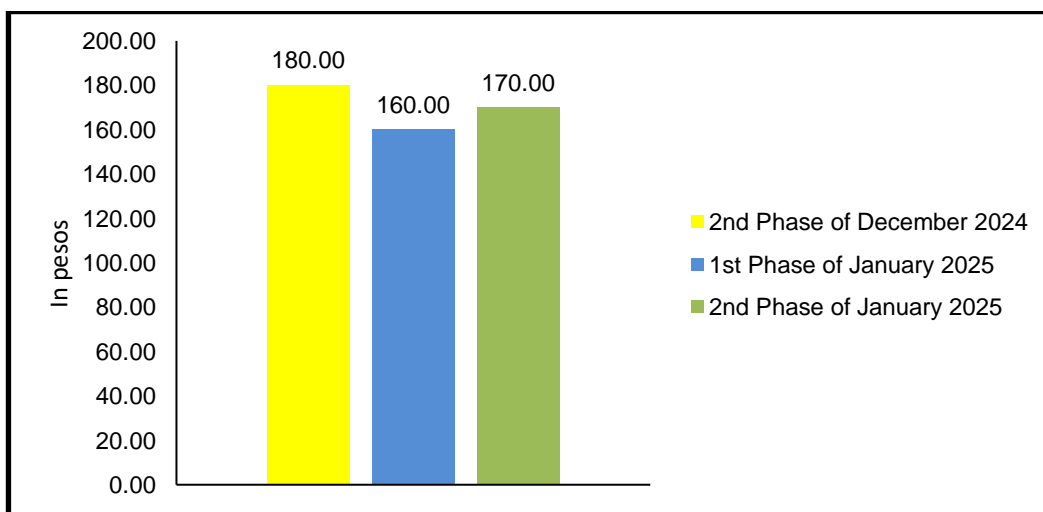


Source: Philippine Statistics Authority, Retail Price Survey of Selected Commodities for the Generation of Consumer Price Index

An average retail price of PhP 315.00 per kilogram at the provincial level was reported for pork meat with bones during the second phase of January 2025. It showed an increment from its average retail price of PhP 305.00 per kilogram in the first phase of January 2025 and posted the same during the second phase of December 2024. (Figure 2 and Table 2)

3. Galunggong

Figure 3: Average Retail Price per Kilogram of Galunggong
Agusan del Norte: Second Phase of December 2024
First Phase and Second Phase of January 2025

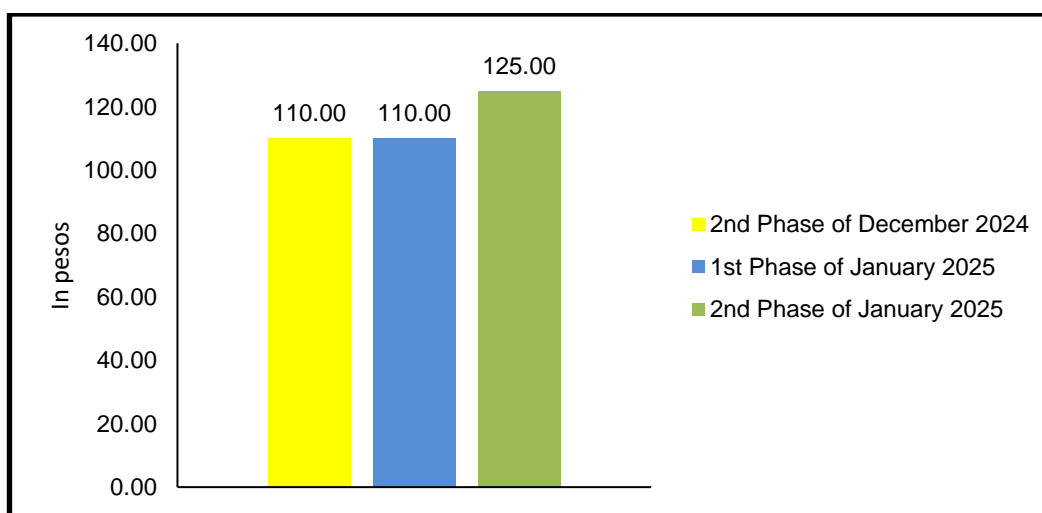


Source: Philippine Statistics Authority, Retail Price Survey of Selected Commodities for the Generation of Consumer Price Index

A kilogram of galunggong in the province had an average retail price of PhP 170.00 during the second phase of January 2025. This was higher than the average retail price of PhP 160.00 per kilogram recorded in the first phase of January 2025 and lower than the second phase of December 2024 at PhP 180.00 per kilogram. (Figure 3 and Table 3)

4. Amplaya

Figure 4: Average Retail Price per Kilogram of Amplaya Agusan del Norte: Second Phase of December 2024 and First Phase and Second Phase of January 2025

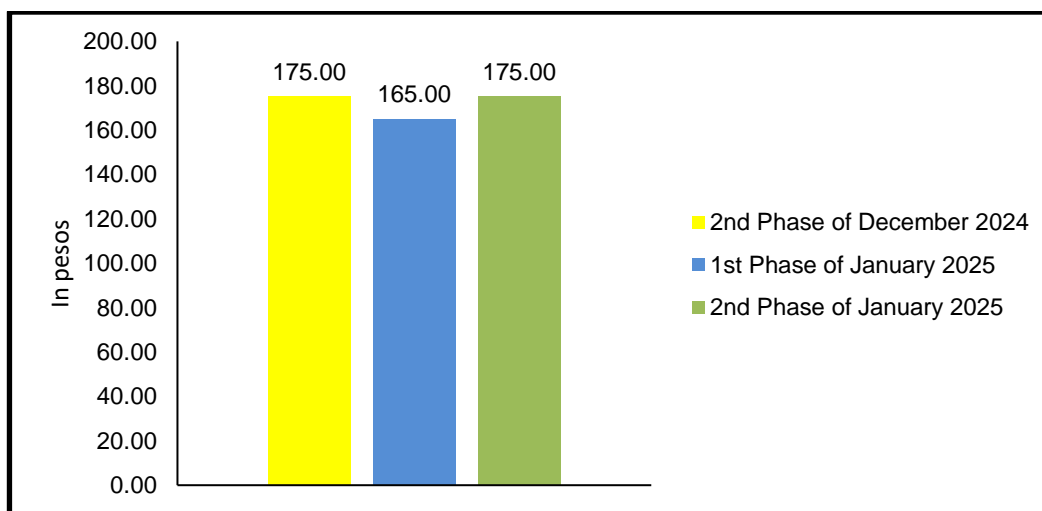


Source: Philippine Statistics Authority, Retail Price Survey of Selected Commodities for the Generation of Consumer Price Index

A kilogram of ampalaya in the province had an average retail price of PhP 125.00 during the second phase of January 2025. This showed increase from its average retail price of PhP 110.00 per kilogram in the first phase of January 2025 and second phase of December 2024. (Figure 4 and Table 4)

5. Onion, Red

Figure 5: Average Retail Price per Kilogram of Onion, Red
Agusan del Norte: Second Phase of December 2024
and First Phase and Second Phase of January 2025

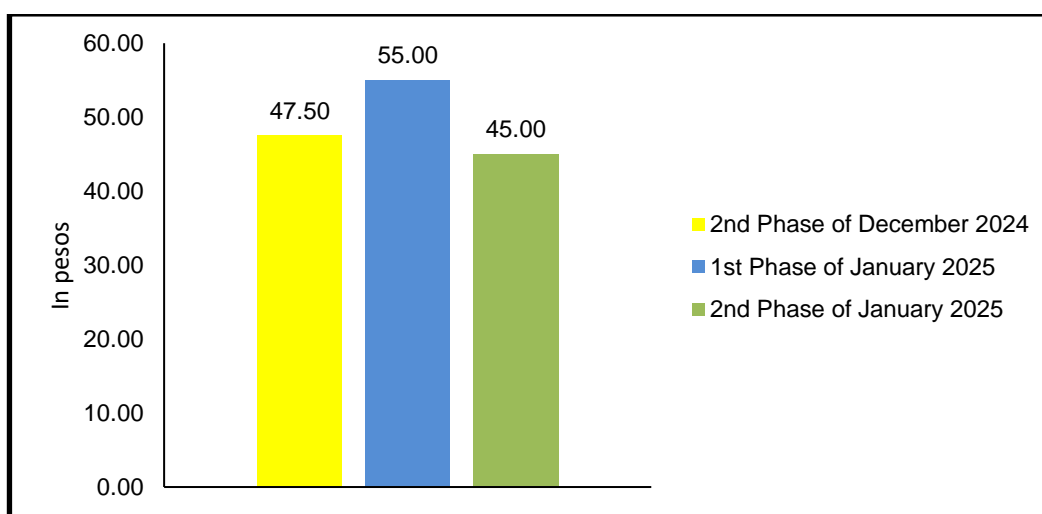


Source: Philippine Statistics Authority, Retail Price Survey of Selected Commodities for the Generation of Consumer Price Index

A kilogram of red onion in the province had an average retail price of PhP 175.00 during the second phase of January 2025. This showed an increase from its average retail price of PhP 165.00 per kilogram in the first phase of January 2025 and registered the same during the second phase of December 2024. (Figure 5 and Table 5)

6. Banana, Latundan

Figure 6: Average Retail Price per Kilogram of Banana, Latundan
Agusan del Norte: Second Phase of December 2024
and First Phase and Second Phase of January 2025

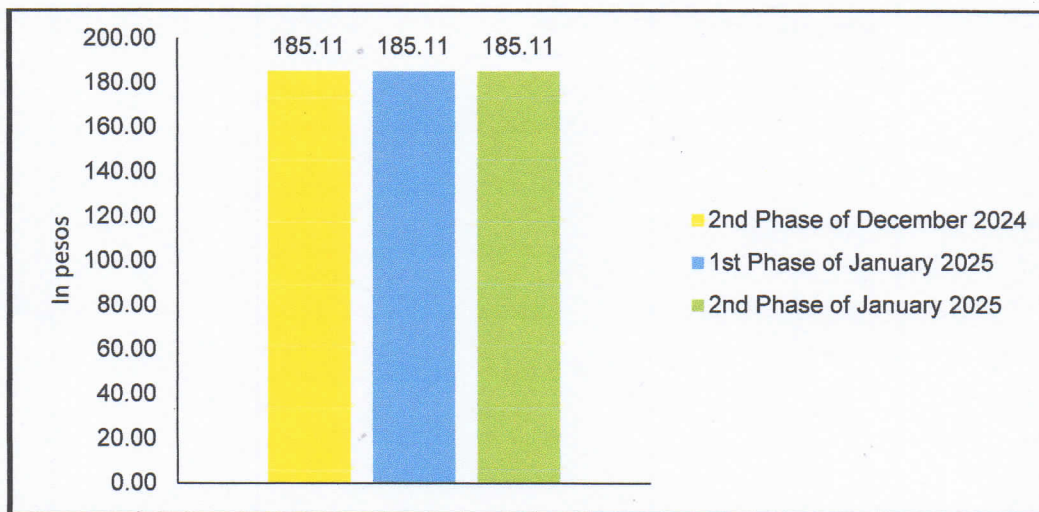


Source: Philippine Statistics Authority, Retail Price Survey of Selected Commodities for the Generation of Consumer Price Index

At the provincial level, a kilogram of latundan banana in the province had an average retail price of PhP 45.00 in the second phase of January 2025. This showed a decrease from its average retail price of PhP 55.00 per kilogram in the first phase of January 2025. This was also lower relative to its price level in the second phase of December 2024 at PhP 47.50 per kilogram. (Figure 6 and Table 6)

7. Cooking Oil

Figure 7: Average Retail Price per Liter of Cooking Oil
Agusan del Norte: Second Phase of December 2024
and First Phase and Second Phase of January 2025



Source: Philippine Statistics Authority, Retail Price Survey of Selected Commodities for the Generation of Consumer Price Index

A liter of cooking oil in the province had an average retail price of PhP 185.11 during the second phase of January 2025, which remained the same from the second phase of December 2024 and first phase of January 2025. This selected commodity group has shown slow to no changes in the movement of prices since December 2024. (Figure 7 and Table 7)

Approved by:

REYNELO S. MAGNO

Chief Statistical Specialist, PSO – Agusan del Norte

Telephone number: (085) 817-3193 / Telefax No.: (085) 225 – 2097

Email address: agusandelnorte@psa.gov.ph