

# SPECIAL RELEASE

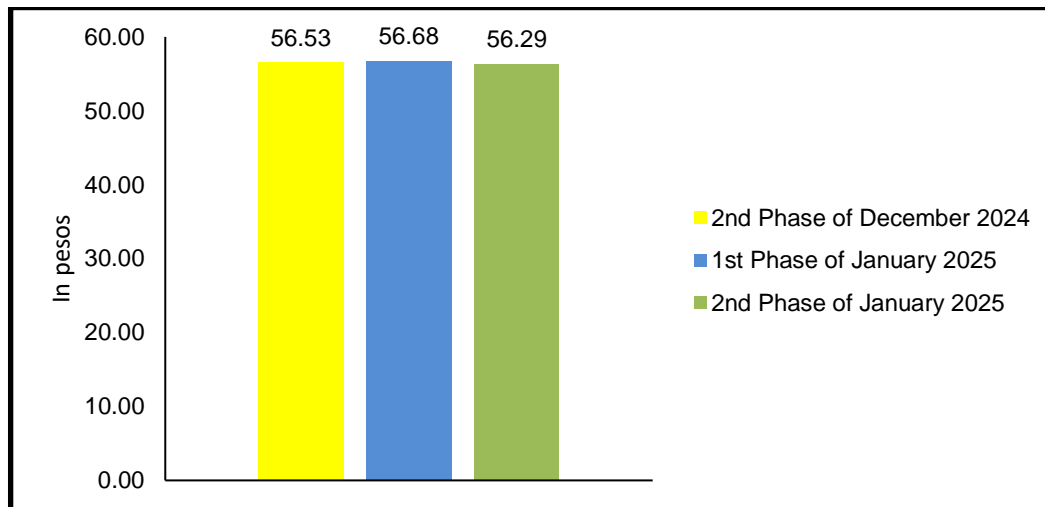
## Price Situationer of Selected Agricultural Commodities Second Phase of January 2025 Butuan City

Date of Release: 06 February 2025

Reference No. SR25R1602-014

### 1. Rice, Well Milled

Figure 1: Average Retail Price per Kilogram of Well Milled Rice  
Butuan City: Second Phase of December 2024 and  
First Phase and Second Phase of January 2025



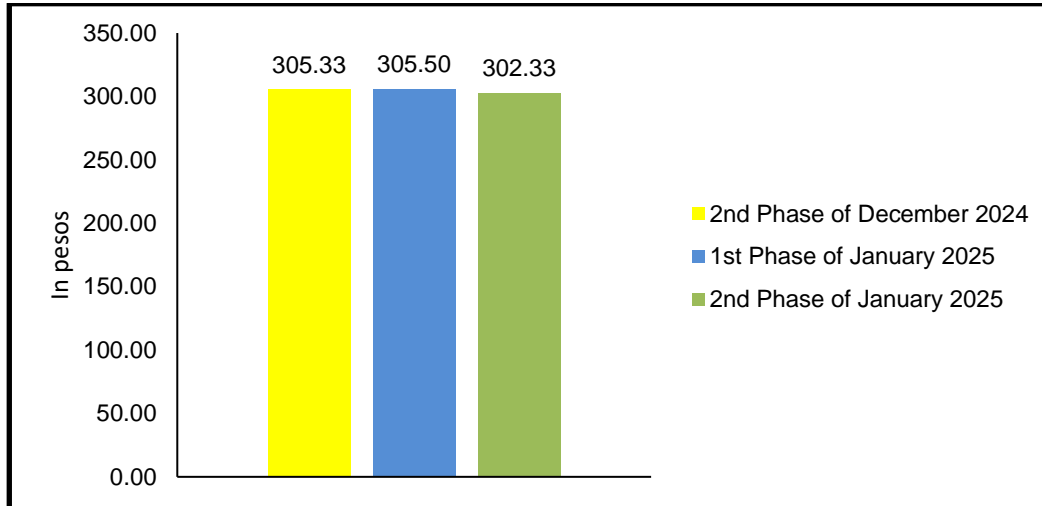
Source: Philippine Statistics Authority, Retail Price Survey of Selected Commodities for the Generation of Consumer Price Index

At the city level, a kilogram of well-milled rice had an average retail price of PhP 56.29 in the second phase of January 2025 (15 to 17 January 2025). This was lower than its average retail price of PhP 56.68 per kilogram during the first phase of January 2025 (01 to 05 January 2025) and the second phase of December 2024 (15 to 17 December 2024) at PhP 56.53 per kilogram. (Figure 1 and Table 1)



## 2. Pork, Meat with Bones

Figure 2: Average Retail Price per kilogram of Pork, Meat with Bones  
Butuan City: Second Phase of December 2024 and  
First Phase and Second Phase of January 2025

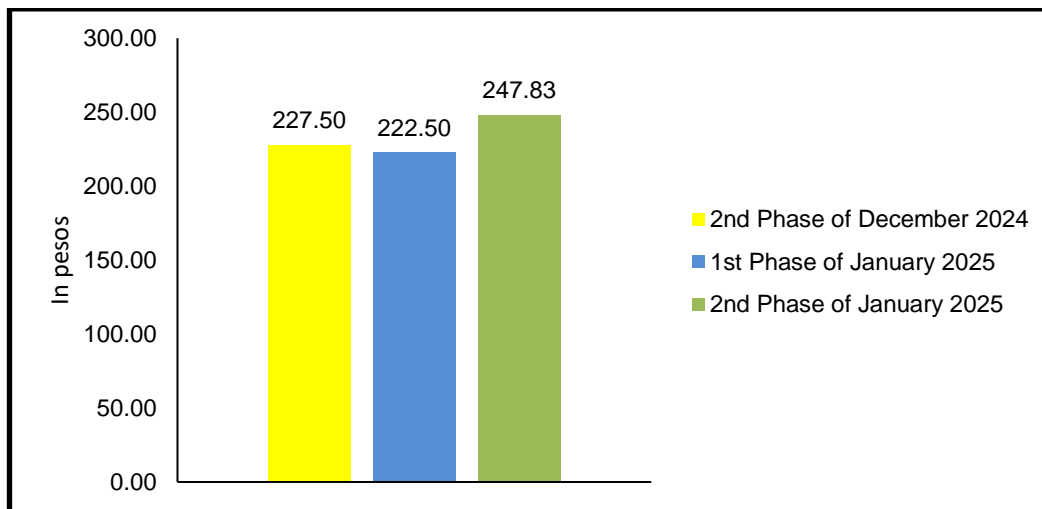


Source: Philippine Statistics Authority, Retail Price Survey of Selected Commodities for the Generation of Consumer Price Index

An average retail price of pork, meat with bones was at PhP 302.33 per kilogram at the city level during the second phase of January 2025. It showed a decrease from its average retail price of PhP 305.50 in the first phase of January 2025 and PhP 305.33 during the second phase of December 2024. (Figure 2 and Table 2)

## 3. Galunggong

Figure 3: Average Retail Price per Kilogram of Galunggong  
Butuan City: Second Phase of December 2024 and  
First Phase and Second Phase of January 2025

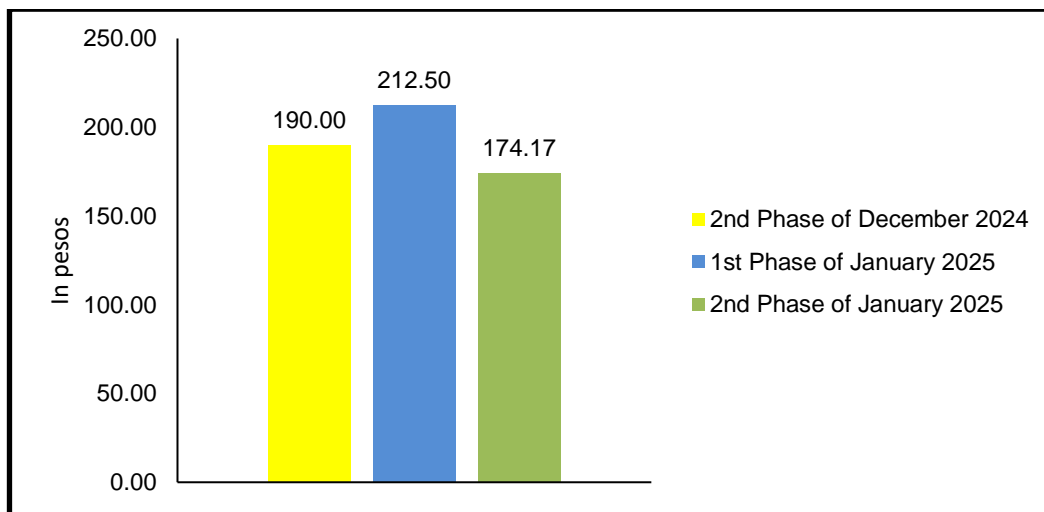


Source: Philippine Statistics Authority, Retail Price Survey of Selected Commodities for the Generation of Consumer Price Index

A kilogram of galunggong in the city had an average retail price of PhP 247.83 during the second phase of January 2025. This was higher than the average retail price of Php 222.50 recorded in the first phase of January 2025 and Php 227.50 in the second phase of December 2024. (Figure 3 and Table 3)

#### 4. Tomato

Figure 4: Average Retail Price per Kilogram of Tomato  
Butuan City: Second Phase of December 2024 and  
First Phase and Second Phase of January 2025

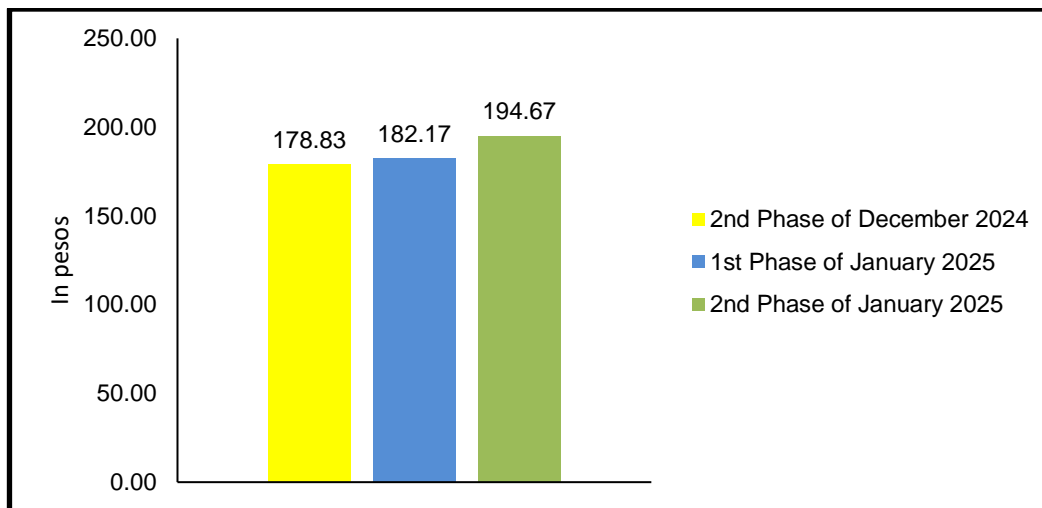


Source: Philippine Statistics Authority, Retail Price Survey of Selected Commodities for the Generation of Consumer Price Index

A kilogram of tomato in the city had an average retail price of PhP 174.17 during the second phase of January 2025. This was lower than its average retail price of Php 212.50 in the first phase of January 2025 and Php 190.00 in the second phase of December 2024. (Figure 4 and Table 4)

## 5. Ginger, Hawaiian

Figure 5: Average Retail Price per Kilogram of Ginger, Hawaiian  
Butuan City: Second Phase of December 2024 and  
First Phase and Second Phase of January 2025

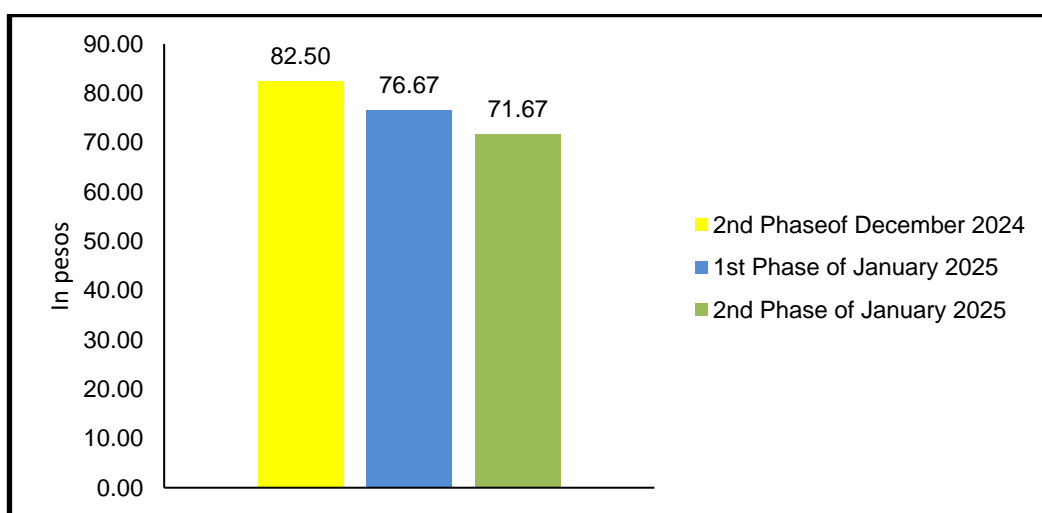


Source: Philippine Statistics Authority, Retail Price Survey of Selected Commodities for the Generation of Consumer Price Index

A kilogram of hawaiian ginger in the city had an average retail price of PhP 194.67 during the second phase of January 2025. This marked an increase from its average price of PhP 182.17 in the first phase of January 2025 and PhP 178.83 in the second phase of December 2024. (Figure 5 and Table 5)

## 6. Calamansi

Figure 6: Average Retail Price per Kilogram of Calamansi  
Butuan City: Second Phase of December 2024  
and First Phase and Second Phase of January 2025

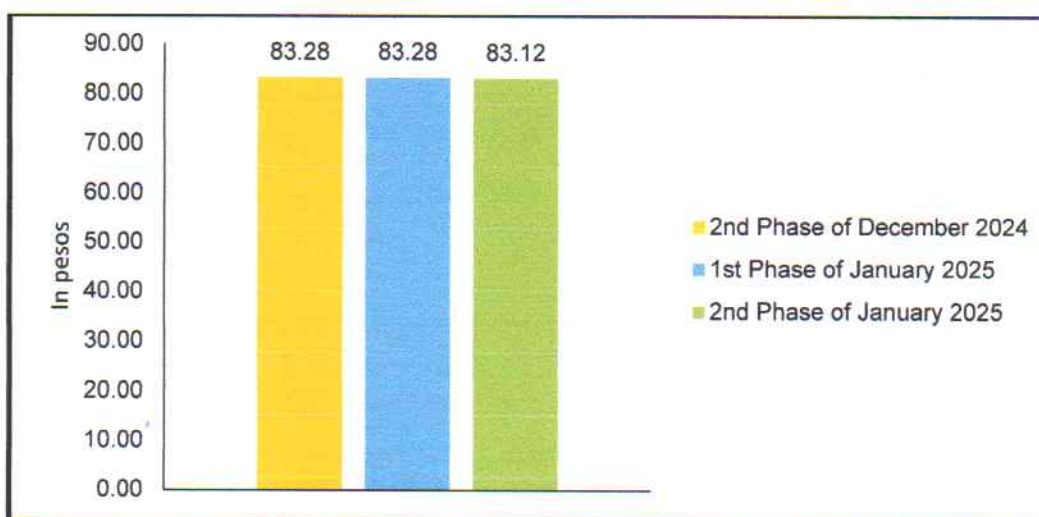


Source: Philippine Statistics Authority, Retail Price Survey of Selected Commodities for the Generation of Consumer Price Index

A kilogram of calamansi in the city had an average retail price of PhP 71.67 during the second phase of January 2025. This represented a continuous decline from its average price of PhP 76.67 per kilogram in the first phase of January 2025 and PhP 82.50 per kilogram in the second phase of December 2024. (Figure 6 and Table 6)

## 7. Refined Sugar

Figure 7: Average Retail Price per Kilogram of Refine Sugar  
Butuan City: Second Phase of December 2024  
and First Phase and Second Phase of January 2025



Source: Philippine Statistics Authority, Retail Price Survey of Selected Commodities for the Generation of Consumer Price Index

A kilogram of refined sugar in the city had an average retail price of PhP 83.12 in the second phase of January 2025. This was lower than its average retail price of PhP 83.28 during the first phase of January 2025 and second phase of December 2024. (Figure 7 and Table 7)

Approved by:

**REYNELO S. MAGNO**

Chief Statistical Specialist, PSO – Agusan del Norte

Telephone number: (085) 817-3193 / Telefax No.: (085) 225 – 2097

Email address: [agusandelnorte@psa.gov.ph](mailto:agusandelnorte@psa.gov.ph)