

SPECIAL RELEASE

2022 Community-Based Monitoring System (CBMS) Highlights for the Municipality of Kitcharao, Agusan del Norte (Based on the 2022 CBMS Results)

Date of Release: 06 February 2025

Reference No. SR25R1602-013

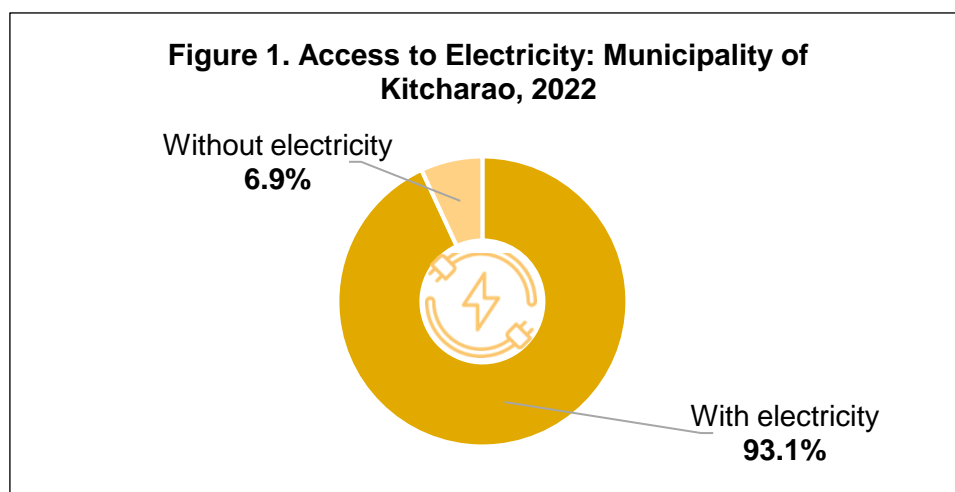
Based on the 2022 Community-Based Monitoring System (CBMS) rollout conducted in 2022, the Municipality of Kitcharao had a total responding household of 4,860 with a total population of 19,429.

Average household size

The average household size recorded in the Municipality of Kitcharao was 4.00 while the average family size was 3.97.

Basic services


CBMS collects household information on basic services such as access to electricity and internet connection. Among the 4,860 households, 93.1 percent of households had access to electricity in their dwelling units, while 6.9 percent of households reported that they did not have access to electricity. (Figure 1)



Source: 2022 Community-Based Monitoring System (CBMS), Philippine Statistics Authority and LGU Kitcharao

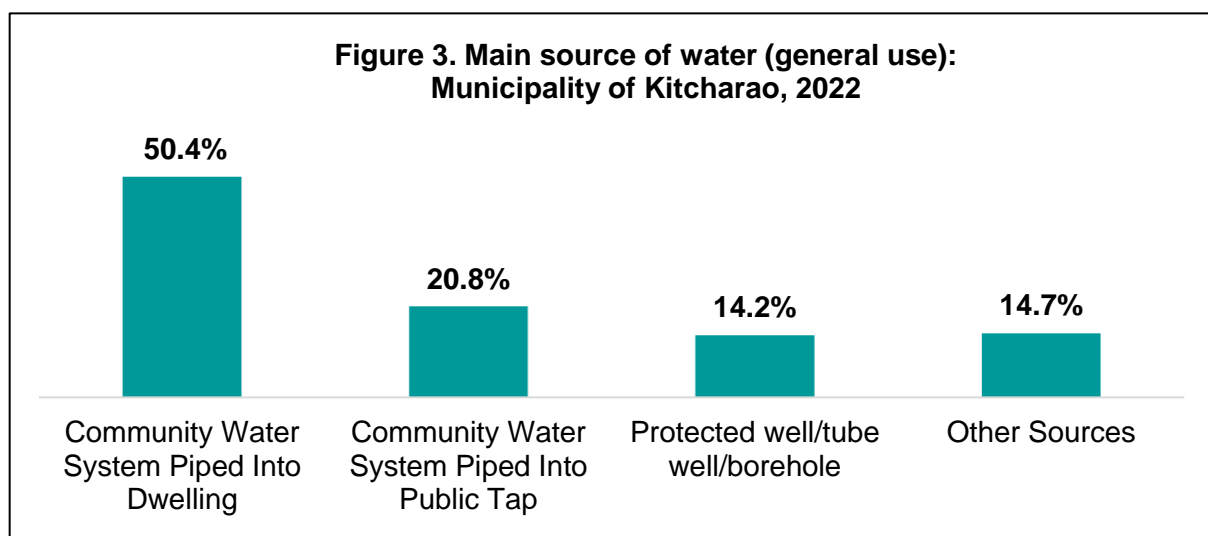


In terms of internet access, 27.1 percent of households in the municipality have their own internet connections accessible at home. Meanwhile, 72.9 percent or 3,543 out of 4,860 households covered in the 2022 CBMS did not have access to the internet as of 01 July 2022. (Figure 2)



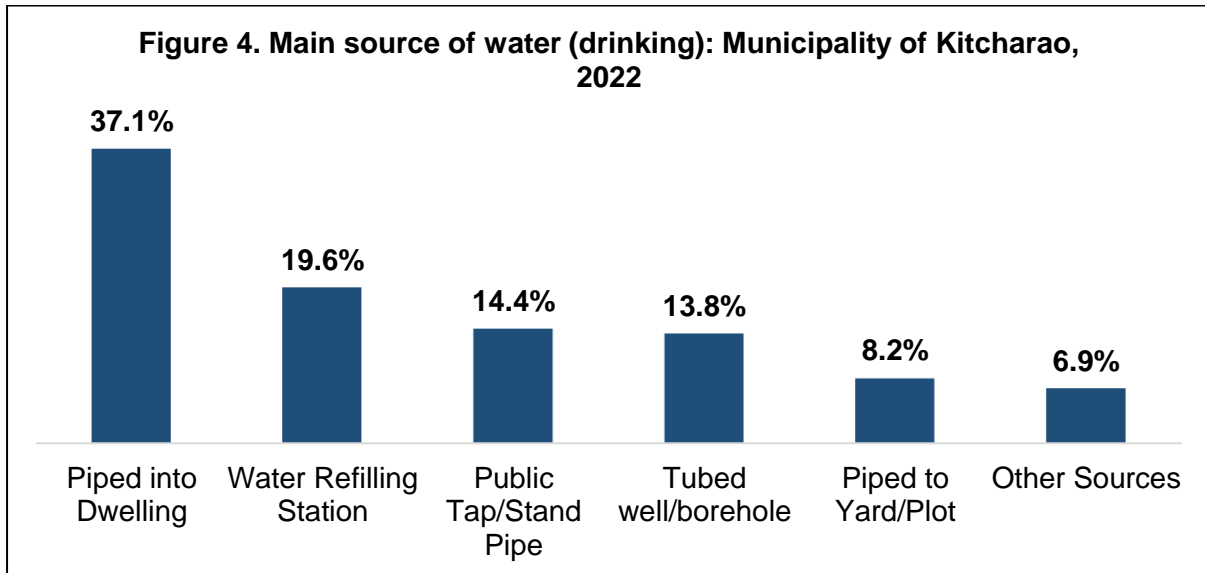
Source: 2022 Community-Based Monitoring System (CBMS), Philippine Statistics Authority and LGU Kitcharao

CBMS also covers the main sources of water for general use and drinking purposes of every household. In the Municipality of Kitcharao, 50.4 percent of households get their water from community water system piped into their respective dwelling units. Meanwhile, 20.8 percent had water sourced from public tap, 14.2 percent sourced their water from protected well/tube well/borehole, and 14.7 percent from other sources such as yard/plot, developed spring, undeveloped spring, and among others. (Figure 3)



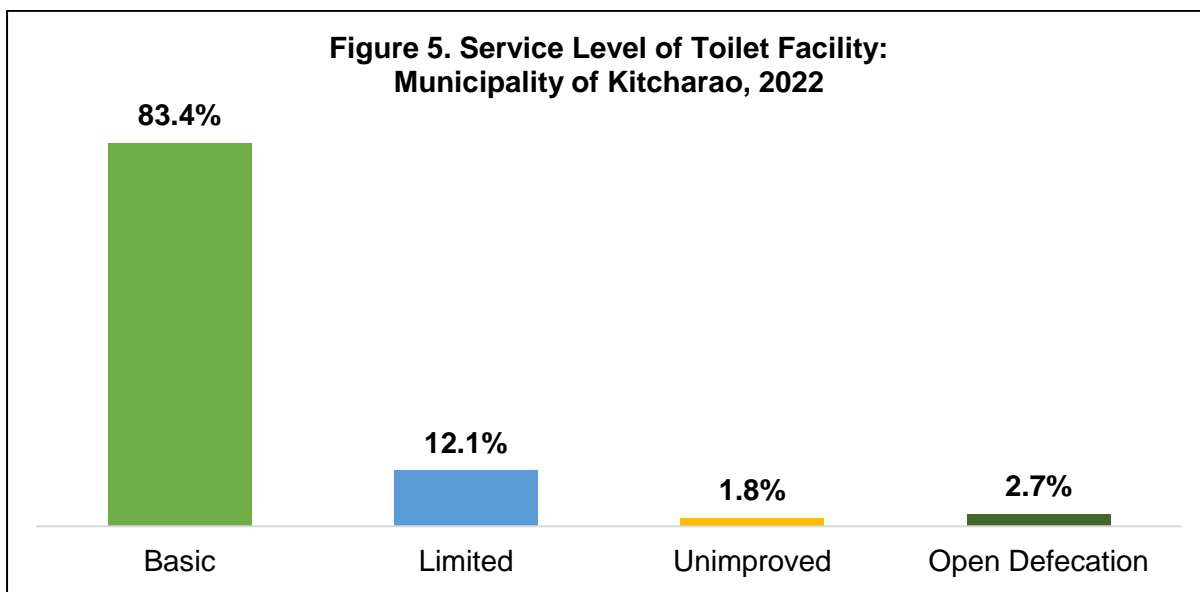
Source: 2022 Community-Based Monitoring System (CBMS), Philippine Statistics Authority and LGU Kitcharao

As for the main source of drinking water, 1,804 in 4,860 or 37.1 percent of households in the municipality had drinking water piped into dwelling while 19.6 percent had water sourced from water refilling station. On the other hand, 14.4 percent from public tap/stand pipe, 13.8 percent from tubed well/borehole, and 8.2 percent piped to yard/plot. (Figure 4)



*Source: 2022 Community-Based Monitoring System (CBMS), Philippine Statistics Authority and LGU Kitcharao
Details may not add up due to rounding.*

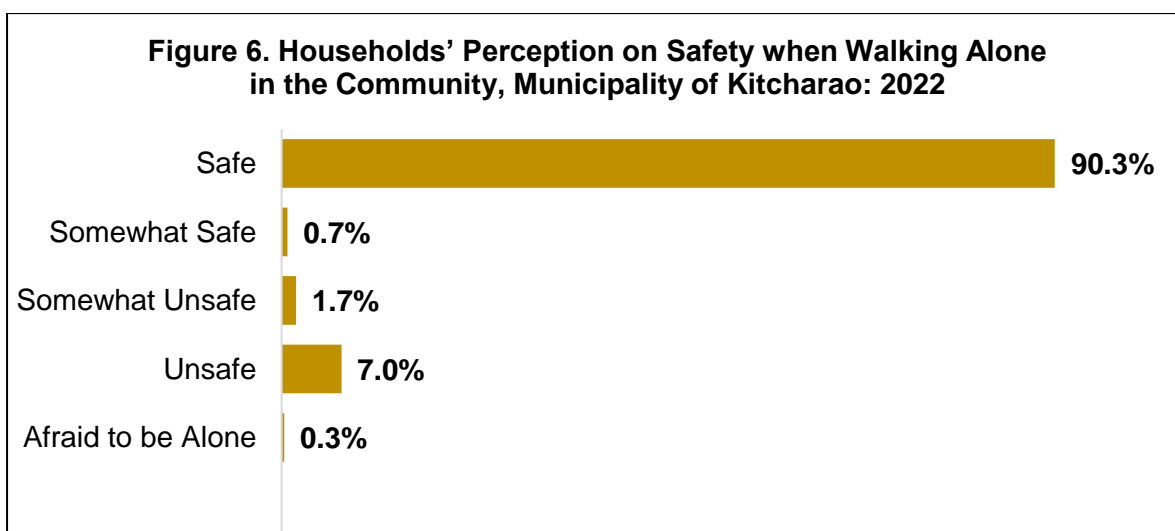
Another significant section covered in the CBMS are the service levels of toilet facilities used in 4,860 households. The Municipality of Kitcharao had 83.4 percent or 4,052 households that have hygienic/basic sanitation facilities not shared with other households, 12.1 percent (590 households) had hygienic sanitation facilities but shared these with other households, and 1.8 percent (85 households) had pit latrines without cover, hanging latrines, bucket latrines, or with so-called unimproved toilet facilities. Open defecation or disposal of wastes in open spaces, bodies of water and fields was practiced by 2.7 percent of households as of 01 July 2022 which is equivalent to 133 households. (Figure 5)



Source: 2022 Community-Based Monitoring System (CBMS), Philippine Statistics Authority and LGU Kitcharao

Safety

To get a glimpse of the residents' perception of safety and security within the municipality, questions on crime and safety are also covered in the data collection process. In the Municipality of Kitcharao, 90.3 percent of the households indicated that they felt safe walking alone within their own communities at night while less than 1.0 percent of the household respondents said that they felt somewhat safe. About 433 households perceived that their neighborhoods were somewhat unsafe, unsafe, or were afraid to be alone. (Figure 6)

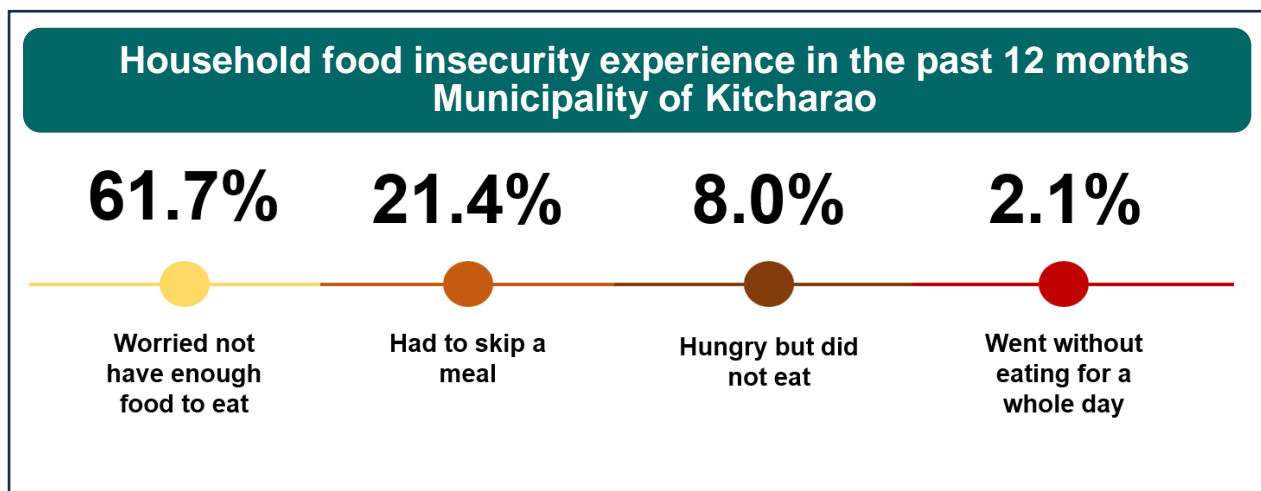


Source: 2022 Community-Based Monitoring System (CBMS), Philippine Statistics Authority and LGU Kitcharao

Food insecurity

Food Insecurity has continuously been an alarming concern for every city/municipality. With this, CBMS includes questions that measure the household's level of food insecurity to aid Local Government Units in crafting programs and plans that addresses the concern. Questions have varying levels to which the household experiences it within the reference period, provided that it is mainly due to lack of money or other resources.

When asked about questions on food security from 01 July 2021 to 30 June 2022, 61.7 percent of household respondents said that at least once during the period they worried about not having food to eat. Meanwhile, 21.4 percent responded that they had to skip a meal at least once in the past 12 months, 8.0 percent said that they felt hungry but did not eat, and 2.1 percent of the households went without eating for a whole day at least once in the past 12 months.



Source: 2022 Community-Based Monitoring System (CBMS), Philippine Statistics Authority and LGU Kitcharao

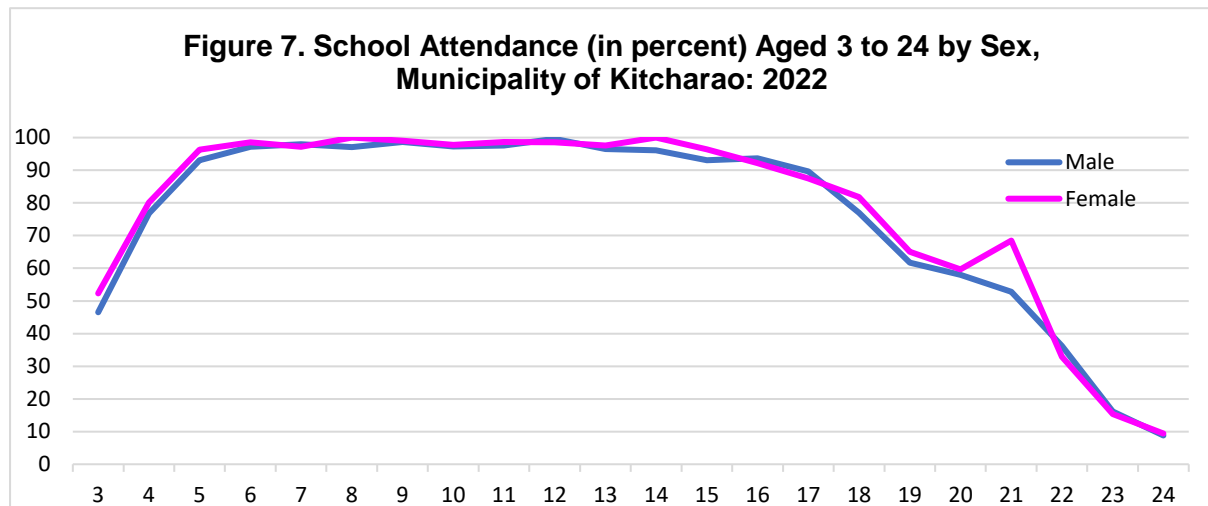
School attendance

Besides household information, CBMS also collects information on individuals such as their socio-demographic characteristics. One important sector examined is education.

Figure 7 shows the percentage of children & youth enrolled specifically, between ages 3 to 24 and by sex. The graph shows an increasing trend as the age increases from 3 years old to 5 years old. A sharp rise is also evident in the percentage of persons or children attending school for both sexes.

Almost all persons aged 5 years old to 14 years old were attending school.

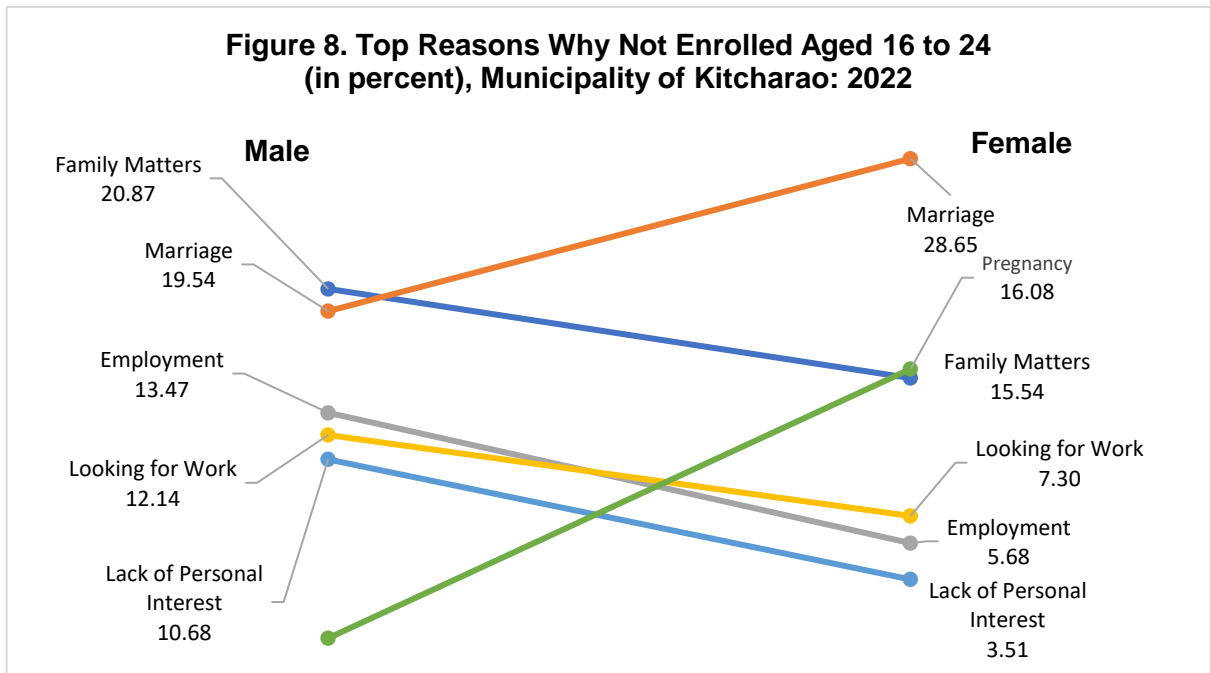
In terms of school attendance rates, females and males have a consistent rate of more than 95 percent between 5 to 14 years old. The gap in attendance rate between males and females starts to appear by age 14 years old; and such widens until 21 years old, where more females attending school was recorded than males. At ages 23 and 24 years old, however, we can see that at the time of 2022 CBMS both sexes had almost the same percentage.



Source: 2022 Community-Based Monitoring System (CBMS), Philippine Statistics Authority and LGU Kitcharao

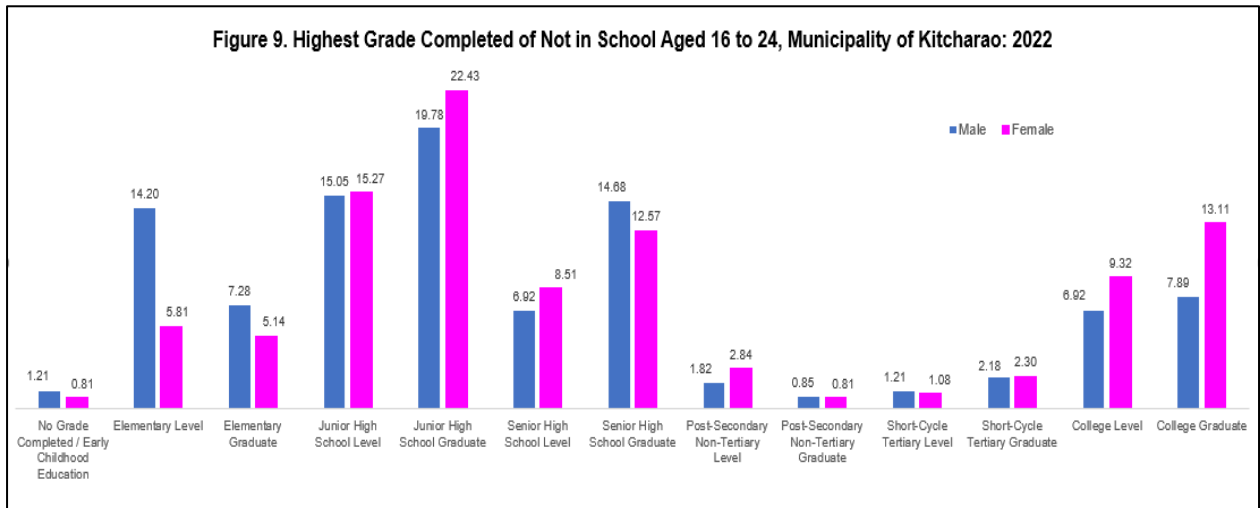
Reasons for not continuing school were provided by those household members not currently or have stopped attending school. For males with ages 16 to 24 years old, the topmost reason for not attending school is family matters while for female is marriage.

The other three top reasons among males in the said age group are marriage, employment, and looking for work. Among females in the same age group, pregnancy was the reason of the 16.1 percent of females for not attending school. This is followed family matters and looking for work. (Figure 8)



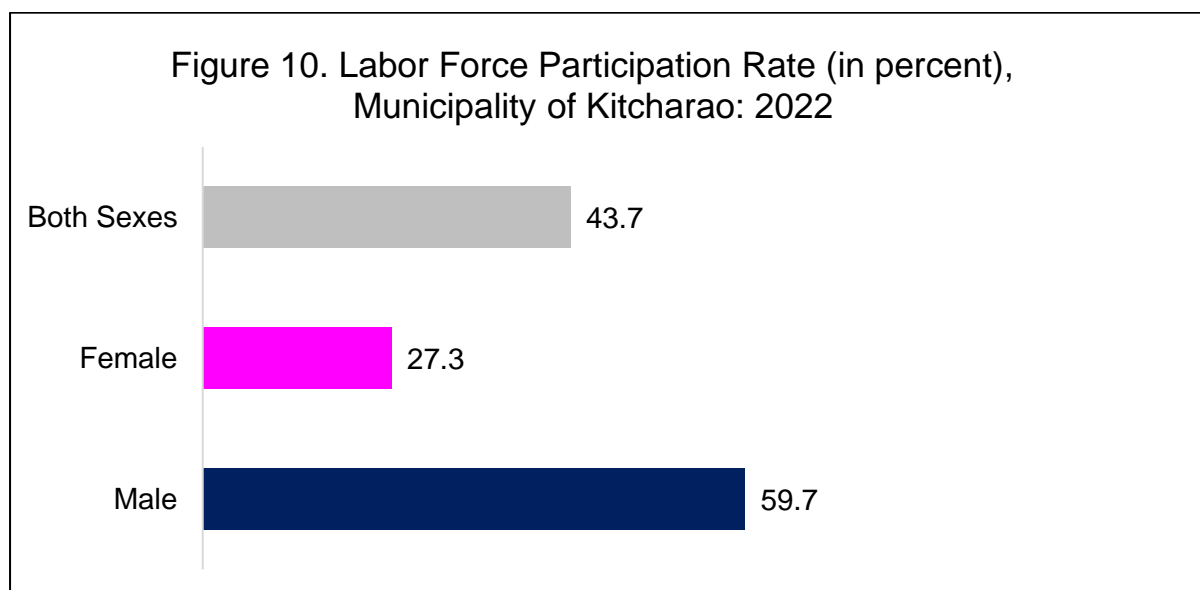
Source: 2022 Community-Based Monitoring System (CBMS), Philippine Statistics Authority and LGU Kitcharao

Aside from the reasons, the highest grades completed by those who are not currently in school or who have stopped attending school were also collected in CBMS. Of those males who are not in school, 19.8 percent or 163 in 824 were in junior high school graduates while 166 of 740 (22.4 percent) females who are not in school are in junior high school graduates. (Figure 9)



Source: 2022 Community-Based Monitoring System (CBMS), Philippine Statistics Authority and LGU Kitcharao

Employment



Source: 2022 Community-Based Monitoring System (CBMS), Philippine Statistics Authority and LGU Kitcharao

Labor and economic indicators such as labor force participation and status of employment were collected to give local government units a gauge on the engagement of its residents in various economic activities.

Out of 13,480 persons with ages 15 years old and over, 43.7 percent are in the labor force where 27.3 percent of females in the said age group are in the labor force, while 59.7 percent of males were in the labor force. (Figure 10)

As for the employment status of residents in Kitcharao, of those in the labor force, 88.8 percent were employed, i.e with job or business during the reference period.

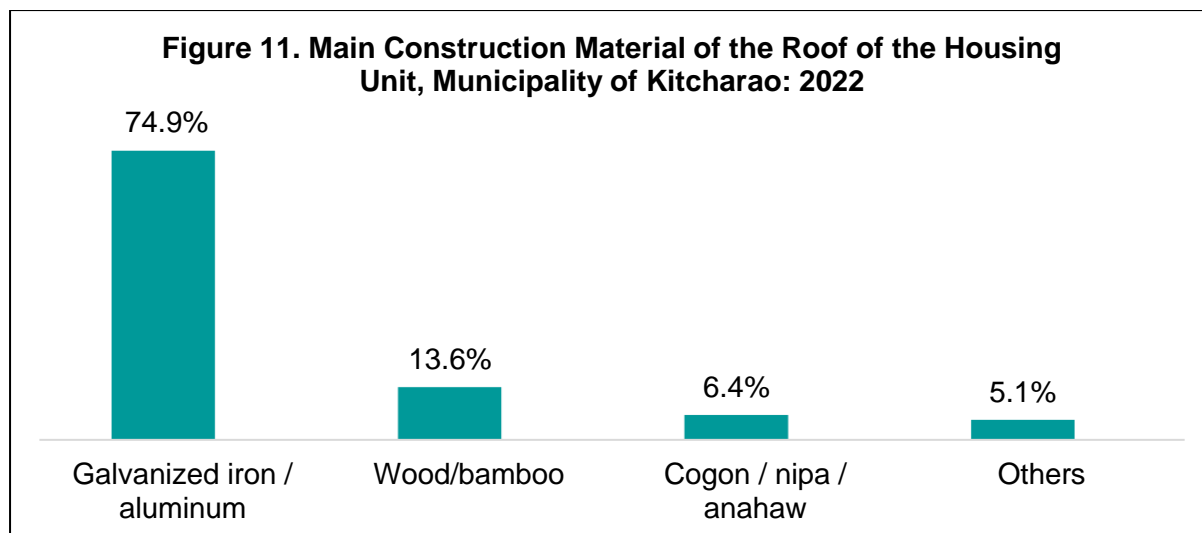
On the other hand, 78.1 percent of females were employed while 93.6 percent of males were employed. These statistics also meant that there were 661 persons who are unemployed in July 2022 in the said municipality.

Main construction material

In the global methodology for Multidimensional Poverty Index, construction materials of the roof, outer walls and floor are indicators to determine which households are with deprivation in living standards. Such information is also important to determine which households are highly vulnerable to typhoons and earthquakes' negative impacts.

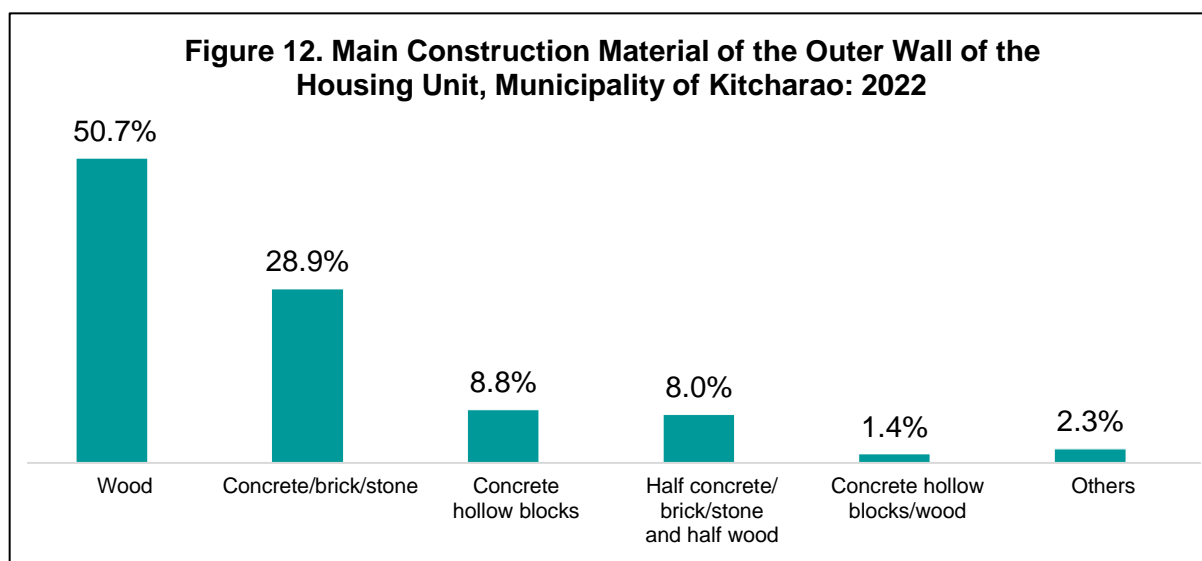
With this in consideration, various housing materials used in the floors, walls, and roofs of residents in Kitcharao were determined through the CBMS enumeration. In terms of construction materials of roof, a majority of household (74.9 percent) lived in dwelling

units made of galvanized iron/aluminum. However, 312 households in the municipality lived in housing units with roofs made of cogon/nipa/anahaw (6.4 percent) and 659 households (13.6 percent) made of wood/bamboo.



Source: 2022 Community-Based Monitoring System (CBMS), Philippine Statistics Authority and LGU Kitcharao

For the Municipality of Kitcharao, 4,798 households (98.7 percent) used strong materials for the outer walls of the housing unit/building they occupied. Strong materials consist of concrete/brick/stone, wood, half concrete/brick/stone and half wood, galvanized iron/aluminum, asbestos, glass, concrete hollow blocks, concrete hollow blocks/wood, and shear walls while light materials include bamboo/sawali/cogon/nipa, makeshift/salvaged/improvised materials, none, and other light materials.



Source: 2022 Community-Based Monitoring System (CBMS), Philippine Statistics Authority and LGU Kitcharao

TECHNICAL NOTES

The Community-Based Monitoring System (CBMS) is an organized technology-based system of collecting, processing, and validating necessary disaggregated data, that may be used for planning, program implementation, and impact monitoring at the local level while empowering communities to participate in the process. The Philippine Statistics Authority (PSA) is mandated to implement the CBMS by virtue of Republic Act No. 11315. The CBMS Council as cited in the Section XI of the Implementing Rules and Regulations (IRR) are composed of the PSA, Department of Interior Local and Government (DILG), and Department of Information and Communications Technology (DICT). The CBMS was conducted in August 2022 with 01 July 2022 as reference date.

Household is a social unit consisting of person or a group of persons who sleep in the same housing unit and have a common arrangement in the preparation and consumption of food.

Household population refers to all persons who are members of the household.

Sex is the biological and physiological reality of being a male or female.

Age refers to the interval of time between the person's date of birth and his/her last birthday prior to the census reference date. It is expressed in completed years or whole number.

Service Level of Toilet Facility

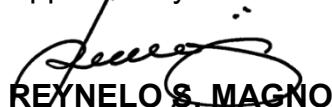
Basic – sanitation facility designed to hygienically separate excreta from human contact, not shared with other households.

Limited – sanitation facility designed to hygienically separate excreta from human contact, shared with households.

Unimproved – pit latrines without a slab or platform, hanging latrines or bucket latrines.

Open defecation – disposal of human feces in fields, forests, bushes, open bodies of water, beaches and other open spaces or with solid waste.

Approved by:



REYNELO S. MAGNO

Chief Statistical Specialist, PSO – Agusan del Norte

Telephone number: (085) 817-3193 / Telefax No.: (085) 225-2097

Email address: agusandelnorte@psa.gov.ph