

SPECIAL RELEASE

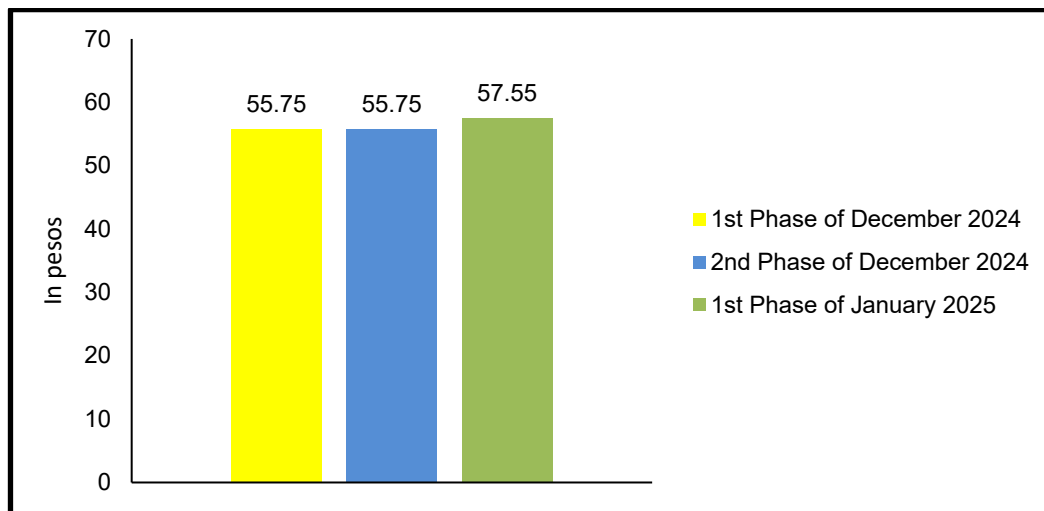
Price Situationer of Selected Agricultural Commodities First Phase of January 2025 Agusan del Norte

Date of Release: 20 January 2025

Reference No. SR25R1602-007

1. Rice, Special

Figure 1: Average Retail Price per Kilogram of Special Rice
Agusan del Norte: First Phase and Second Phase
of December 2024 and First Phase of January 2025



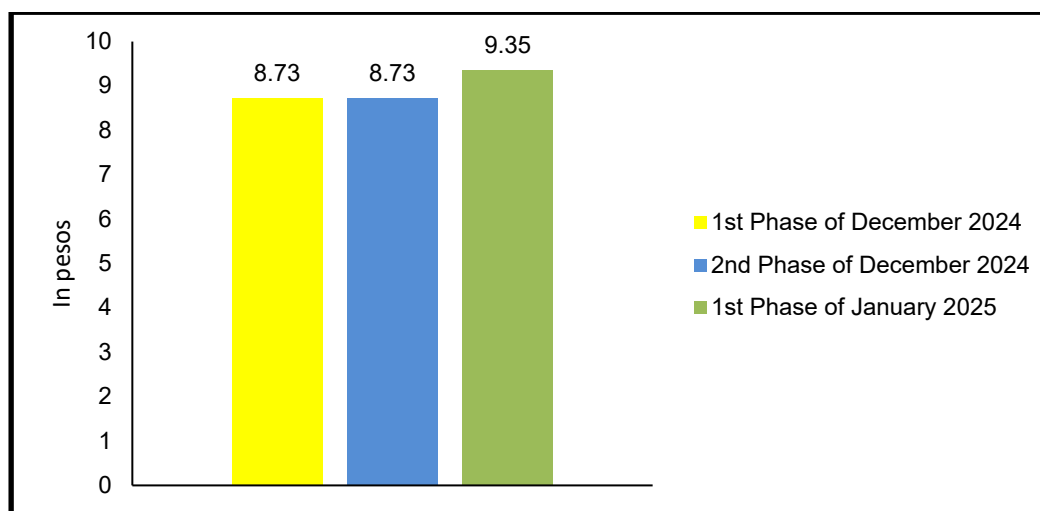
Source: Philippine Statistics Authority, Retail Price Survey of Selected Commodities for the Generation of Consumer Price Index

At the provincial level, a kilogram of special rice had an average retail price of PhP 57.55 in the first phase of January 2025 (01 to 05 January 2025), higher than its average retail price of PhP 55.75 during the first and second phases of December 2024. (Figure 1 and Table 1)



2. Chicken Egg, Medium

Figure 2: Average Retail Price per piece of Chicken Egg, Medium
Agusan del Norte: First Phase and Second Phase
of December 2024 and First Phase of January 2025

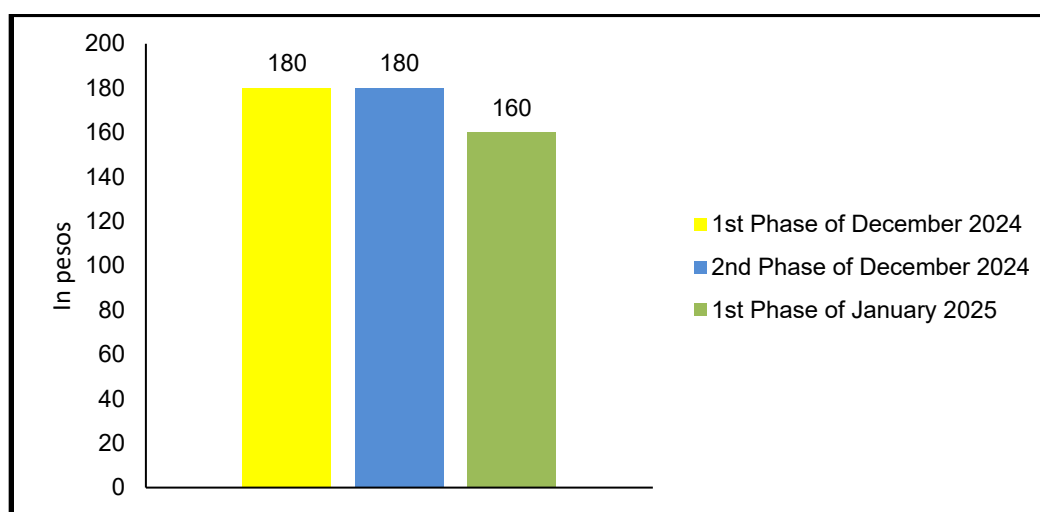


Source: Philippine Statistics Authority, Retail Price Survey of Selected Commodities for the Generation of Consumer Price Index

An average retail price of medium-sized chicken egg at the provincial level was reported at PhP 9.35 per piece during the first phase of January 2025. It showed an increase from its average retail price of PhP 8.73 in the first and second phases of December 2024. (Figure 2 and Table 2)

3. Galunggong

Figure 3: Average Retail Price per Kilogram of Galunggong
Agusan del Norte: First Phase and Second Phase
of December 2024 and First Phase of January 2025

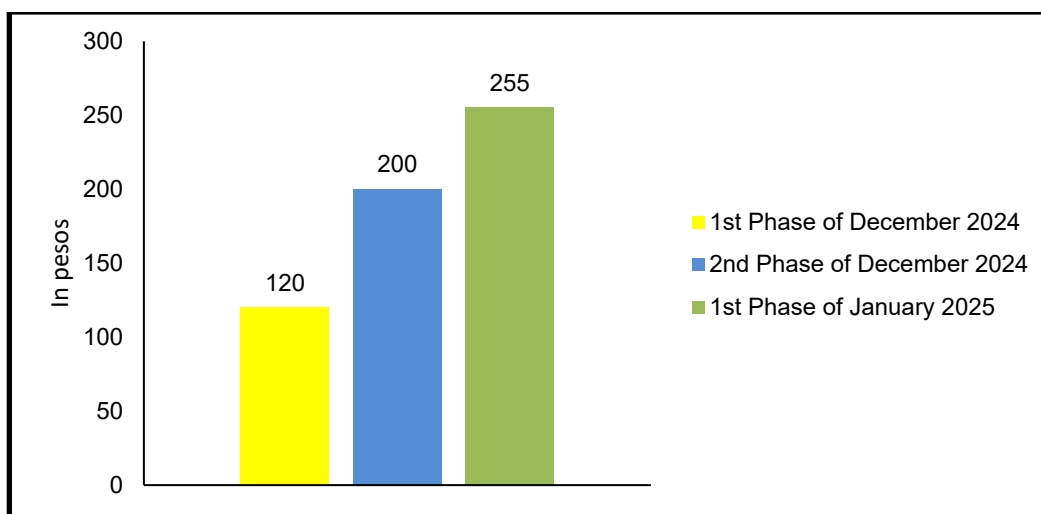


Source: Philippine Statistics Authority, Retail Price Survey of Selected Commodities for the Generation of Consumer Price Index

A kilogram of galunggong in the province had an average retail price of PhP 160.00 during the first phase of January 2025. This was lower than the average retail price of PhP 180.00 recorded in the first and second phases of December 2024. (Figure 3 and Table 3)

4. Tomato

Figure 4: Average Retail Price per Kilogram of Tomato
Agusan del Norte: First Phase and Second Phase
of December 2024 and First Phase of January 2025

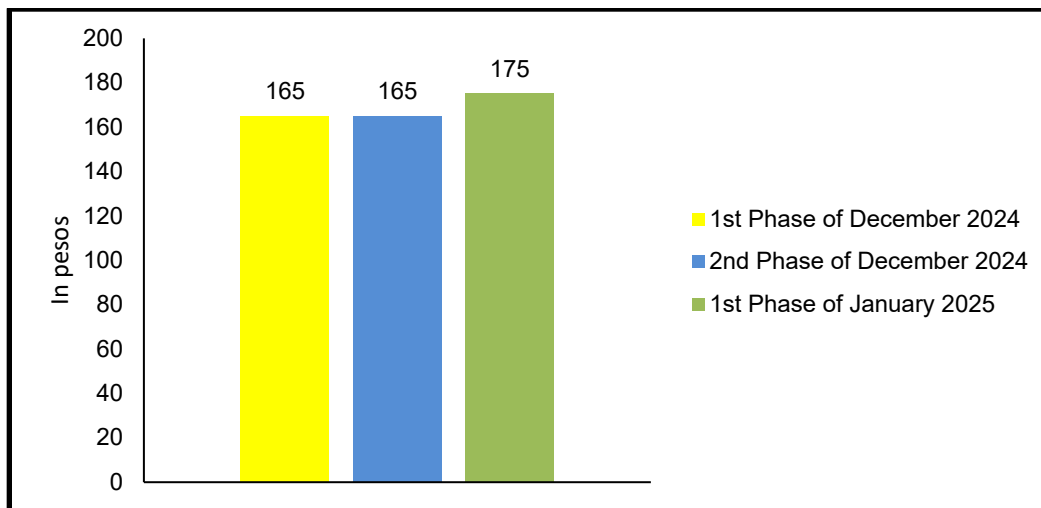


Source: Philippine Statistics Authority, Retail Price Survey of Selected Commodities for the Generation of Consumer Price Index

A kilogram of tomato in the province had an average retail price of PhP 255.00 during the first phase of January 2025. This showed consistent increase from its average retail price of PhP 120.00 in the first phase of December 2024 and PhP 200.00 in the second phase of December 2024. (Figure 4 and Table 4)

5. Ginger, Hawaiian

Figure 5: Average Retail Price per Kilogram of Ginger, Hawaiian Agusan del Norte: First Phase and Second Phase of December 2024 and First Phase of January 2025

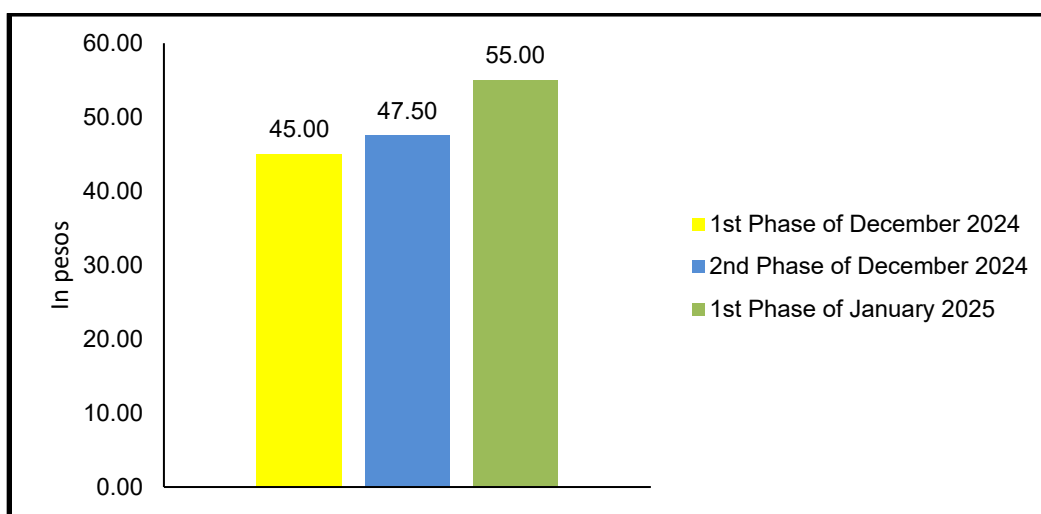


Source: Philippine Statistics Authority, Retail Price Survey of Selected Commodities for the Generation of Consumer Price Index

A kilogram of hawaiian ginger in the province had an average retail price of PhP 175.00 during the first phase of January 2025. This showed an increase from its average retail price of PhP 165.00 in the first and second phases of December 2024. (Figure 5 and Table 5)

6. Banana, Latundan

Figure 6: Average Retail Price per Kilogram of Banana, Latundan Agusan del Norte: First Phase and Second Phase of December 2024 and First Phase of January 2025




Source: Philippine Statistics Authority, Retail Price Survey of Selected Commodities for the Generation of Consumer Price Index

At the provincial level, a kilogram of latundan banana in the province had an average retail price of PhP 55.00 during the first phase of January 2025. This showed an increase from its average retail price of PhP 47.50 in the second phase of December 2024. This was also higher relative to its price level in the first phase of December 2024 at PhP 45.00. (Figure 6 and Table 6)

7. Cooking Oil

Figure 7: Average Retail Price per Liter of Cooking Oil
Agusan del Norte: First Phase and Second Phase
of December 2024 and First Phase of January 2025



Source: Philippine Statistics Authority, Retail Price Survey of Selected Commodities for the Generation of Consumer Price Index

A liter of cooking oil in the province had an average retail price of PhP 185.11 during the first phase of January 2025, which remained the same from the second phase of December 2024. This showed an increase from its average retail price of PhP 170.16 in the first phase of December 2024. (Figure 7 and Table 7)

Approved by:

REYNELO S. MAGNO

Chief Statistical Specialist, PSO – Agusan del Norte

Telephone number: (085) 817-3193 / Telefax No.: (085) 225 – 2097

Email address: agusandelnorte@psa.gov.ph