



SPECIAL RELEASE

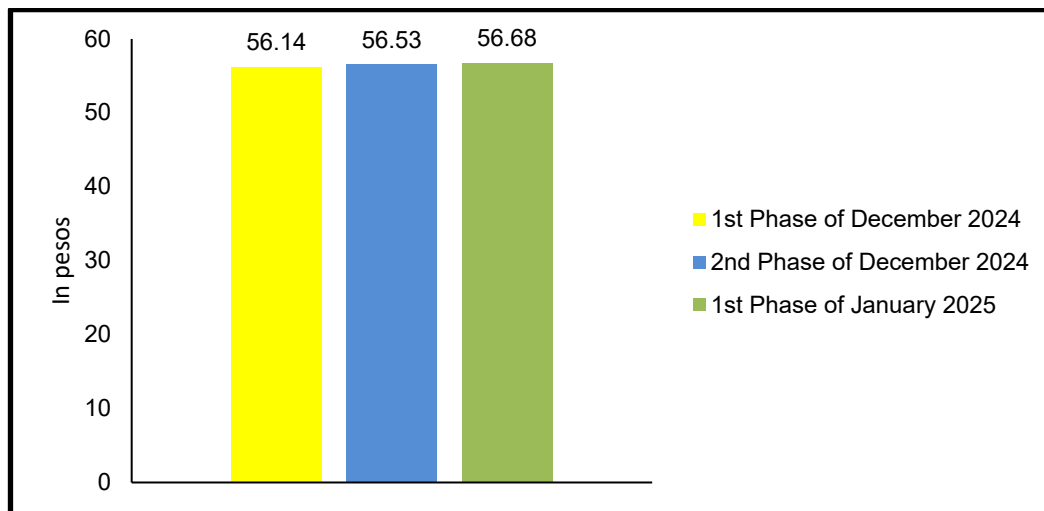
Price Situationer of Selected Agricultural Commodities First Phase of January 2025 Butuan City

Date of Release: 21 January 2025

Reference No. SR25R1602-008

1. Rice, Well Milled

Figure 1: Average Retail Price per Kilogram of Well Milled Rice
Butuan City: First Phase and Second Phase
of December 2024 and First Phase of January 2025



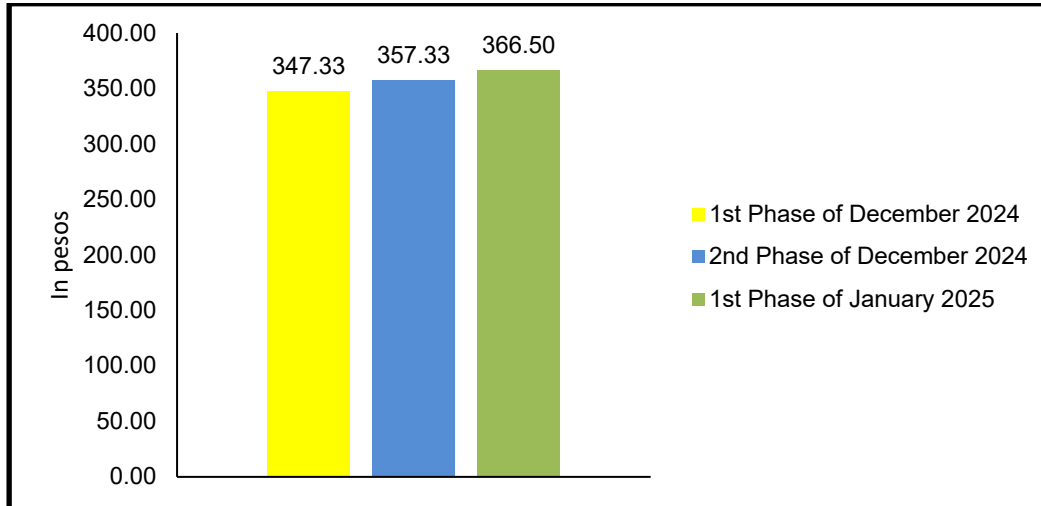
Source: Philippine Statistics Authority, Retail Price Survey of Selected Commodities for the Generation of Consumer Price Index

At the city level, a kilogram of well-milled rice had an average retail price of PhP 56.68 in the first phase of January 2025 (01 to 05 January 2025), higher than its average retail price of Php 56.53 during the second phase of December 2024 and the first phase of December 2024 at Php 56.14. (Figure 1 and Table 1)



2. Beef, Meat with Bones

Figure 2: Average Retail Price per kilogram of Beef, Meat with Bones
Butuan City: First Phase and Second Phase
of December 2024 and First Phase of January 2025

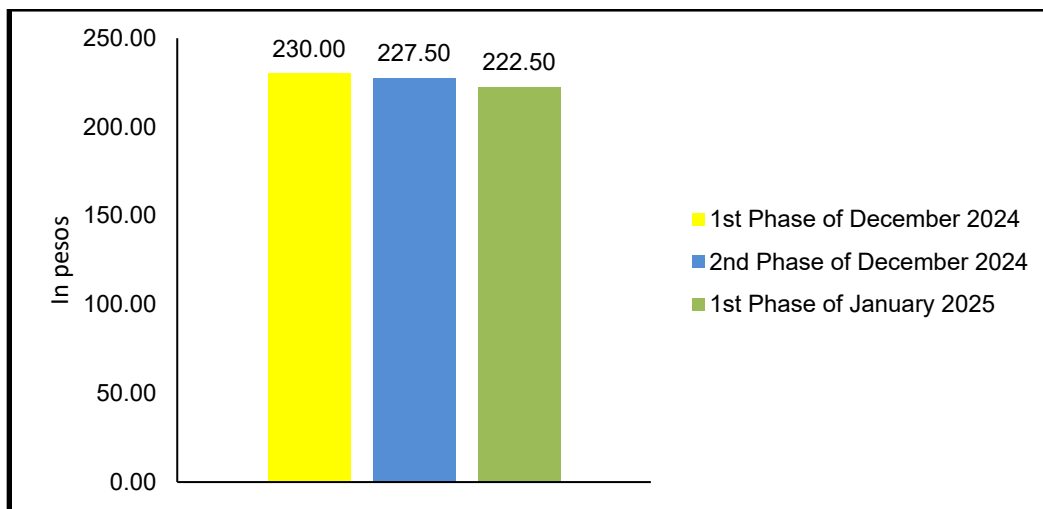


Source: Philippine Statistics Authority, Retail Price Survey of Selected Commodities for the Generation of Consumer Price Index

An average retail price of beef, meat with bones was at PhP 366.50 per kilogram at the city level during the first phase of January 2025. It showed an increase from its average retail price of PhP 357.33 in the second phase of December 2024 and PhP 347.33 during the first phase of December 2024. (Figure 2 and Table 2)

3. Galunggong

Figure 3: Average Retail Price per Kilogram of Galunggong
Butuan City: First Phase and Second Phase
of December 2024 and First Phase of January 2025

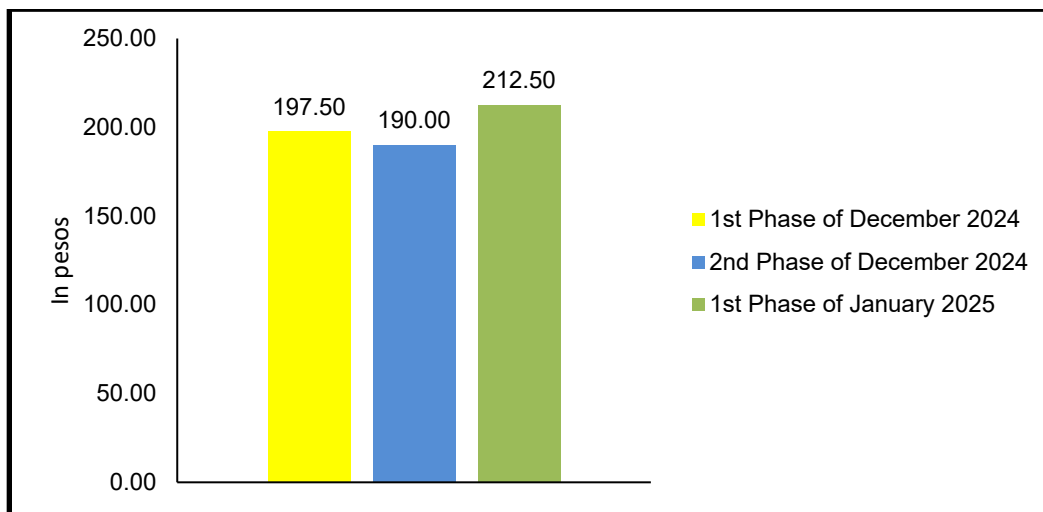


Source: Philippine Statistics Authority, Retail Price Survey of Selected Commodities for the Generation of Consumer Price Index

A kilogram of galunggong in the city had an average retail price of PhP 222.50 during the first phase of January 2025. This was lower than the average retail price of Php 227.50 recorded in the second phase of December 2024 and Php 230.00 in the first phase of December 2024. (Figure 3 and Table 3)

4. Tomato

Figure 4: Average Retail Price per Kilogram of Tomato
Butuan City: First Phase and Second Phase
of December 2024 and First Phase of January 2025

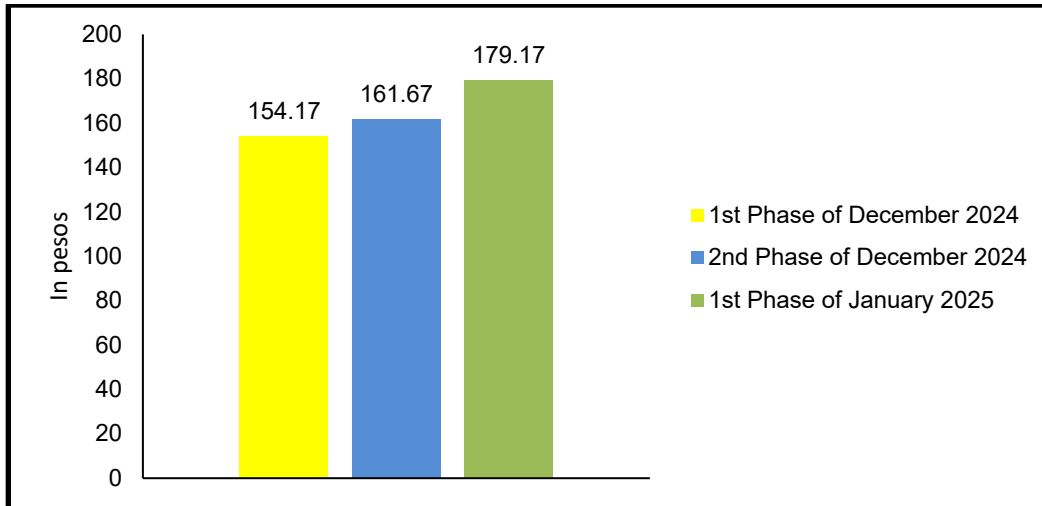


Source: Philippine Statistics Authority, Retail Price Survey of Selected Commodities for the Generation of Consumer Price Index

A kilogram of tomato in the city had an average retail price of PhP 212.50 during the first phase of January 2025. This showed increase from its average retail price of Php 190.00 in the second phase of December 2024 and Php 197.50 in the first phase of December 2024. (Figure 4 and Table 4)

5. Onion, Red

Figure 5: Average Retail Price per Kilogram of Onion, Red
Butuan City: First Phase and Second Phase
of December 2024 and First Phase of January 2025

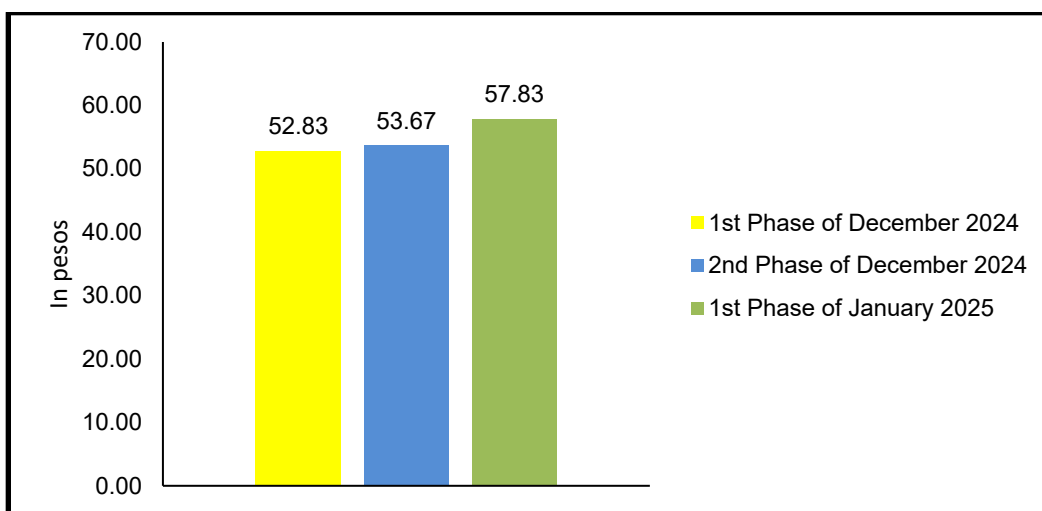


Source: Philippine Statistics Authority, Retail Price Survey of Selected Commodities for the Generation of Consumer Price Index

A kilogram of red onion in the city had an average retail price of PhP 179.17 during the first phase of January 2025. This marked an increase from its average price of PhP 161.67 in the second phase of December 2024 and PhP 154.17 in the first phase of December 2024. (Figure 5 and Table 5)

6. Banana, Latundan

Figure 6: Average Retail Price per Kilogram of Banana, Latundan
Butuan City: First Phase and Second Phase
of December 2024 and First Phase of January 2025




Source: Philippine Statistics Authority, Retail Price Survey of Selected Commodities for the Generation of Consumer Price Index

A kilogram of Latundan banana in the city had an average retail price of PhP 57.83 during the first phase of January 2025. This represented an increase from its average price of PhP 53.67 in the second phase of December 2024 and was also higher than its price of PhP 52.83 in the first phase of December 2024. (Figure 6 and Table 6)

7. Brown Sugar


Figure 7: Average Retail Price per Kilogram of Brown Sugar
Butuan City: First Phase and Second Phase
of December 2024 and First Phase of January 2025



Source: Philippine Statistics Authority, Retail Price Survey of Selected Commodities for the Generation of Consumer Price Index

A kilogram of brown sugar in the city had an average retail price of PhP 70.65 in the first phase of January 2025, which was lower than its average price of PhP 71.33 during the second phase of December 2024 and PhP 71.00 in the first phase of December 2025. (Figure 7 and Table 7)

Approved by:


REYNELO S. MAGNO

Chief Statistical Specialist, PSO – Agusan del Norte

Telephone number: (085) 817-3193 / Telefax No.: (085) 225 – 2097

Email address: agusandelnorte@psa.gov.ph