

# SPECIAL RELEASE

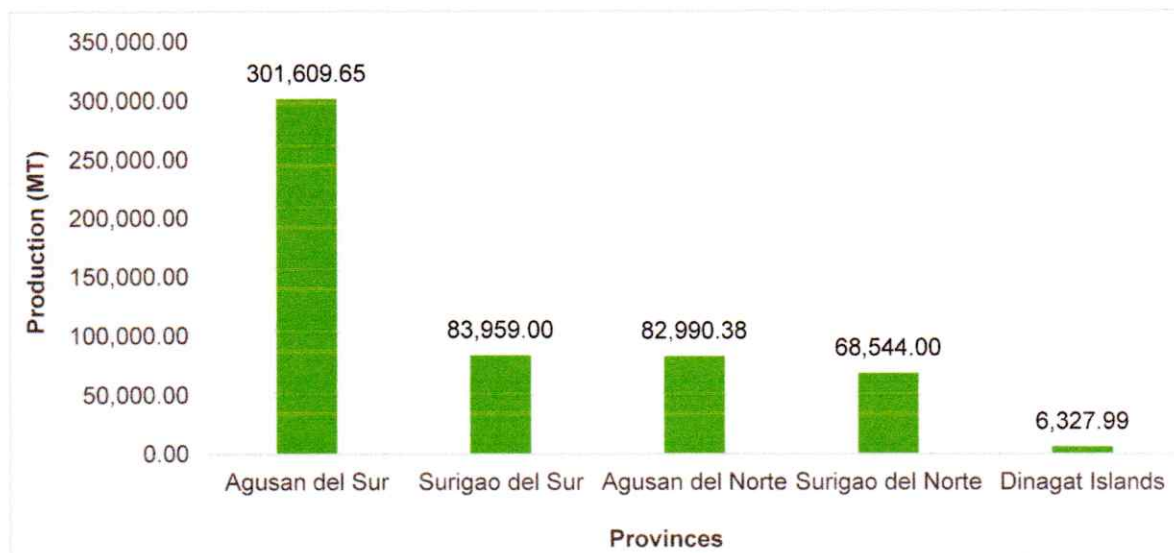
## Palay Situation Report of Agusan del Norte for 2023

**Date of Release:** October 25, 2024  
**Reference No.** SR24R1602-017

### **Agusan del Norte contributes 15.3 percent of the total palay production in Caraga**

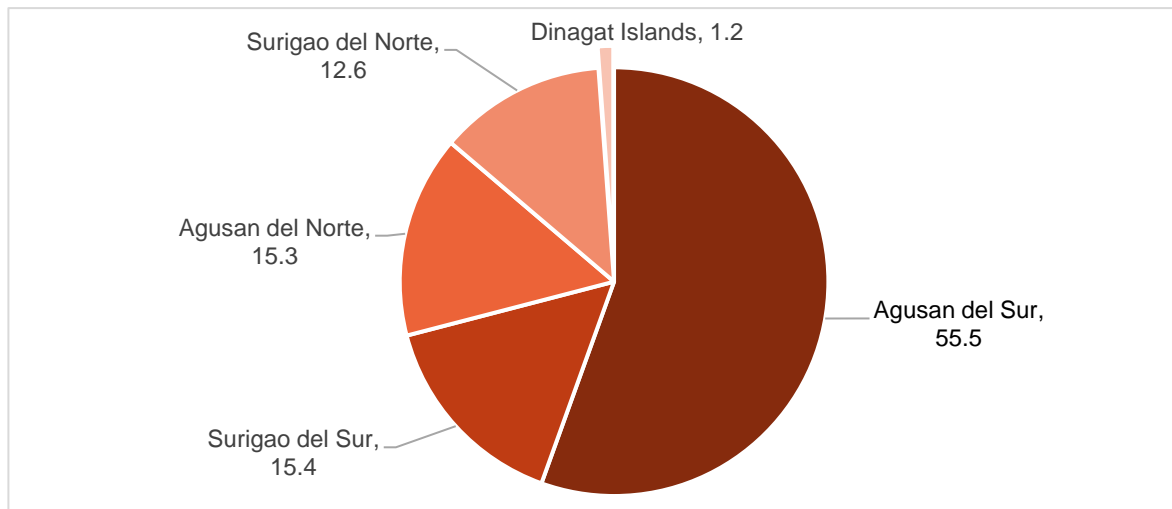
Caraga's total volume of palay production was estimated at 543,431.02 metric tons (MT) in 2023. Among the provinces, Agusan del Sur was the leading contributor to the region's total palay production, accounting for a 55.5 percent share or 301,609.65 MT. Surigao del Sur, the second largest producing province, contributed a 15.4 percent share, producing 83,959.00 MT. Agusan del Norte and Surigao del Norte ranked third and fourth, with shares of 15.3 percent and 12.6 percent, harvesting a total of 82,990.38 MT and 68,544.00 MT, respectively. Dinagat Islands had the smallest production, with 6,327.99 MT or a 1.2 percent share in 2023. (Figure 1 and 2)

Figure 1. Volume of Palay Production by Province: Caraga, 2023



Source: Philippine Statistics Authority, Palay Production Survey (PPS)

Figure 2. Percent Distribution of Palay Production by Province, Caraga: 2023



Source: Philippine Statistics Authority, Palay Production Survey (PPS)

### Agusan del Norte's palay production increased by 10.3 percent in 2023

The palay production in the province increased by 10.3 percent or about 7,776.48 metric tons (MT) from 75,213.90 MT in 2022 to 82,990.38 MT in 2023. This growth in production was attributed to a 7.3 percent expansion in the harvested area. The total area harvested in 2023 reached an estimated 24,356.00 hectares, representing an increase of 1,659.90 hectares compared to the 2022 level of 22,696.10 hectares. Additionally, the yield per hectare demonstrated a 2.8 percent increase, from 3.31 MT per hectare in 2022 to 3.41 MT per hectare in 2023. (Table 1)

Table 1. Palay Production, Area Harvested, and Yield, by Ecosystem, Agusan del Norte: 2022 - 2023

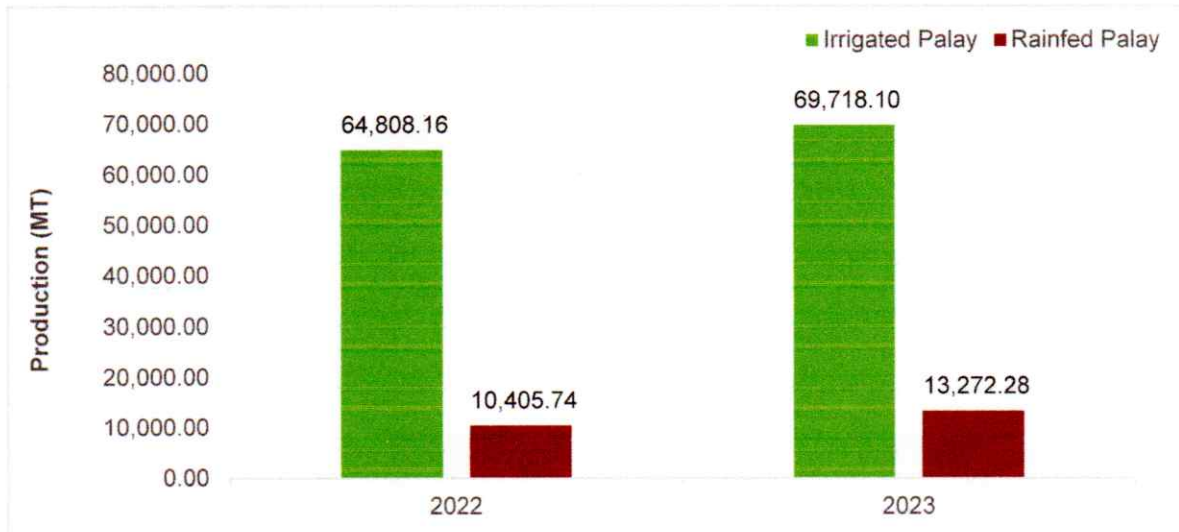
ITEM	2022	2023	Percent Change
			2023/2022
<b>PRODUCTION (MT)</b>			
<b>All Ecosystem</b>	<b>75,213.90</b>	<b>82,990.38</b>	<b>10.3</b>
Irrigated	64,808.16	69,718.10	7.6
Rainfed	10,405.74	13,272.28	27.5
<b>AREA HARVESTED (Ha)</b>			
<b>All Ecosystem</b>	<b>22,696.10</b>	<b>24,356.00</b>	<b>7.3</b>
Irrigated	19,151.77	19,977.00	4.3
Rainfed	3,544.33	4,379.00	23.5
<b>YIELD (MT/Ha)</b>			
<b>All Ecosystem</b>	<b>3.31</b>	<b>3.41</b>	<b>2.8</b>
Irrigated	3.38	3.49	3.1
Rainfed	2.94	3.03	3.2

Source: Philippine Statistics Authority, Palay Production Survey (PPS)



Figure 3 shows that the production of irrigated palay makes up 84.0 percent of the total palay production in the province, with a growth of 7.6 percent from 64,808.16 MT in 2022 to 69,718.10 MT in 2023. Rainfed palay posted a notable increase of 27.5 percent in 2023, harvesting a total of 13,272.28 MT and contributing 16.0 percent to the overall palay production in the province.

Figure 3. Volume of Palay Production, by Ecosystem, Agusan del Norte 2022-2023



Source: Philippine Statistics Authority, Palay Production Survey (PPS)

Irrigated palay areas comprised 82.0 percent of the total area harvested in the province. The total area harvested for irrigated palay increased by 4.3 percent from 19,151.77 hectares in 2022 to 19,977.00 hectares in 2023. Furthermore, rainfed palay areas showed an increase of 23.5 percent, from 3,544.33 hectares in 2022 to 4,379.00 hectares in 2023. (Figure 4)

Figure 4. Palay Area Harvested, by Ecosystem, Agusan del Norte: 2022-2023

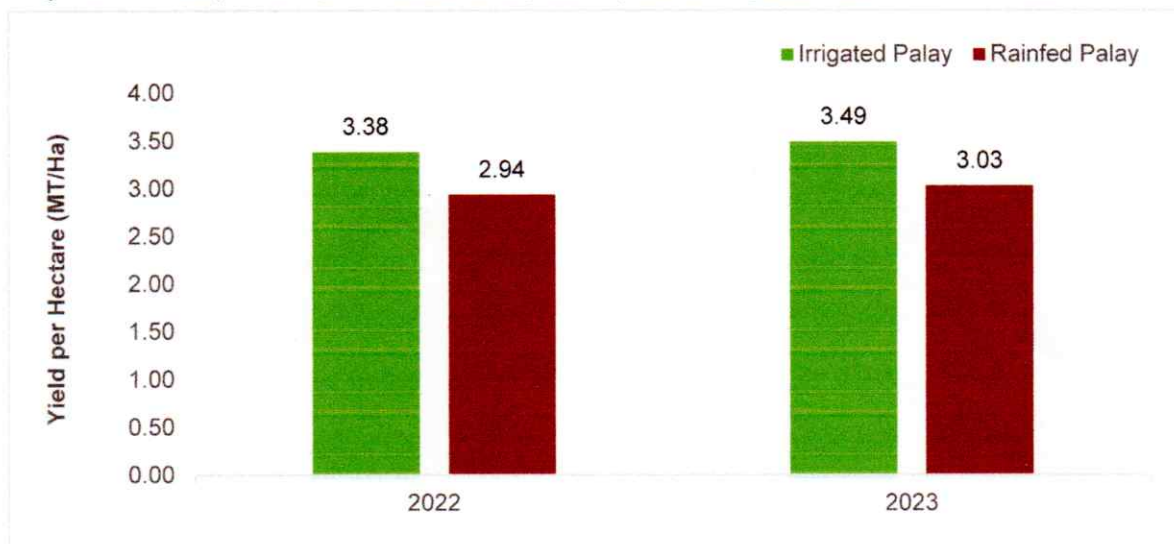


Source: Philippine Statistics Authority, Palay Production Survey (PPS)



Figure 5 presents the yield of palay by ecosystem in Agusan del Norte. Irrigated palay recorded an increase of 3.1 percent from 3.38 MT per hectare in 2022 to 3.49 MT per hectare in 2023. Likewise, the yield of rainfed palay posted a growth of 3.2 percent, progressing from 2.94 MT per hectare in 2022 to 3.03 MT per hectare in 2023.

Figure 5. Palay Yield per Hectare, by Ecosystem, Agusan del Norte: 2022-2023



Source: Philippine Statistics Authority, Palay Production Survey (PPS)

## TECHNICAL NOTES

The *Palay Production Survey (PPS)* is one of the major agricultural surveys conducted by the Philippine Statistics Authority (PSA) which aims to generate estimates on palay production, area, yield, and other production-related data. Data generated by this survey will serve as input to Value of Production in Philippine Agriculture and Fisheries and accordingly to the preparation of the Gross Regional Domestic Product (GDP). Moreover, the survey supports the data needs of planners, policy and decision makers, and other stakeholders in the agriculture sector.

*Production* refers to quantity produced and actually harvested during the reference period. It includes those harvested but damaged, stolen, given away, consumed, given as harvesters' and threshers' shares, reserved, etc. Palay production from seed growers which are intended for seed purposes is excluded from the survey.

*Irrigated palay* refers to the palay crop that requires standing water for its normal growth, not confined to lowland but also to high places where paddies are built for planting rice, requires irrigation water made available through artificial means (gravity, force, power pumps, etc.).



*Rainfed palay* are palay crops that depends solely upon rainfall for its water supply; usually planted through transplanting or direct seeding in fields with dikes that retain water. There may be dikes in the field to hold water in the case of lowland-rainfed, or none in the case of upland palay.

*Area harvested* refers to the actual area from which harvest is realized. This excludes crop areas which were totally damaged. It may be smaller than the area planted. Area planted refers to the actual physical area planted. This generally applies to areas reported for permanent crops and multi-harvest temporary crops.

Approved by:



**REYNELO S. MAGNO**

Chief Statistical Specialist, PSO – Agusan del Norte

Tel. No.: (085) 817-3193/ Telefax No.: (085) 225-2097

Email add: [agusandelnorte@psa.gov.ph](mailto:agusandelnorte@psa.gov.ph) ● [www.psa.gov.ph](http://www.psa.gov.ph)



2<sup>nd</sup> Floor, Unit 6, Laurente Building, J. C. Aquino Ave., Butuan City 8600



(085) 3412208 / (085) 8173193 ● Telefax: (085) 2252097



[psa\\_agusandelnorte@yahoo.com.ph](mailto:psa_agusandelnorte@yahoo.com.ph) ● [www.psa.gov.ph](http://www.psa.gov.ph)