



SPECIAL RELEASE

Caraga Death Registration: 2021

Date of Release: 29 April 2022

Reference No. 2022-009

The total number of registered deaths in Caraga region from January to December 2021 reached 21,232. This is higher by 34.33 percent than the total registered deaths of 15,806 in 2020; and 29.88 percent higher than the recorded deaths in 2019.

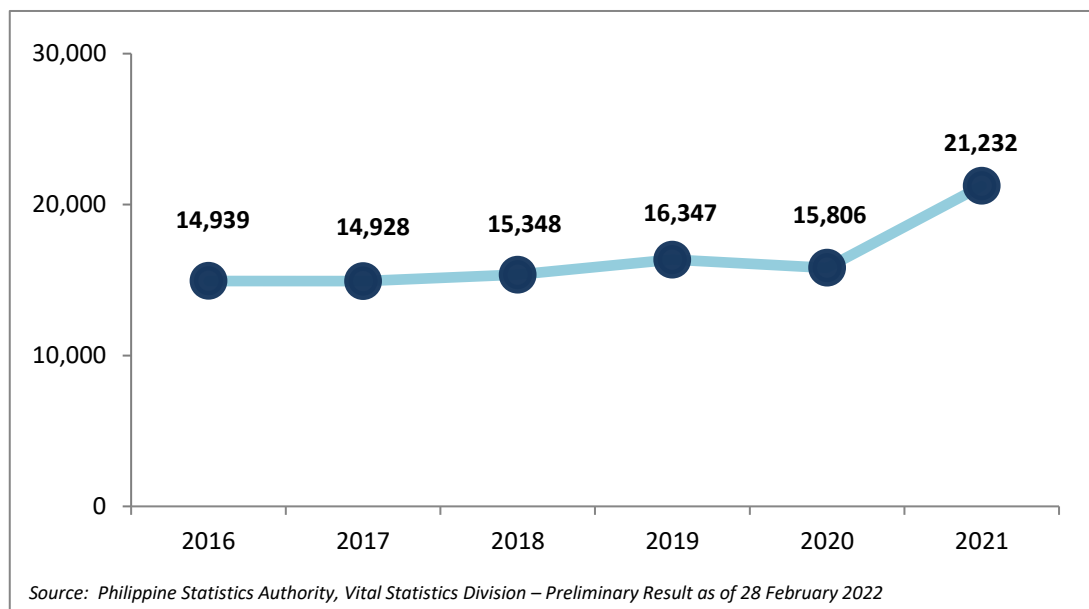


Figure 1. Number of Registered Deaths, Caraga: 2016 to 2021

With regards to death registration by province, the highest number of deaths in Caraga in 2021 occurred in the province of Surigao del Sur with 5,385 or 25.36 percent share. This was followed by the provinces of Agusan del Sur with 5,052 and Surigao del Norte with 4,470 or a combined share of 44.85 percent. Rank fourth was the province of Agusan del Norte with 2,779 or 13.09 percent. While Butuan City, a highly urbanized city, rank fifth with 2,561 registered deaths or a 12.06 percent share. The Province of Dinagat Islands showed the least share of 985 or 4.61 percent.



Management System
ISO 9001:2015
www.tuv.com
ID 9108640991



Freeman Building, J. C. Aquino Ave., Butuan City 8600

(6385) 2255219 – ORD / (6385) 8152878 – SOCD ● Telefax: (6385) 8154935
psacaraga_rssso13@yahoo.com.ph ● www.psa.gov.ph

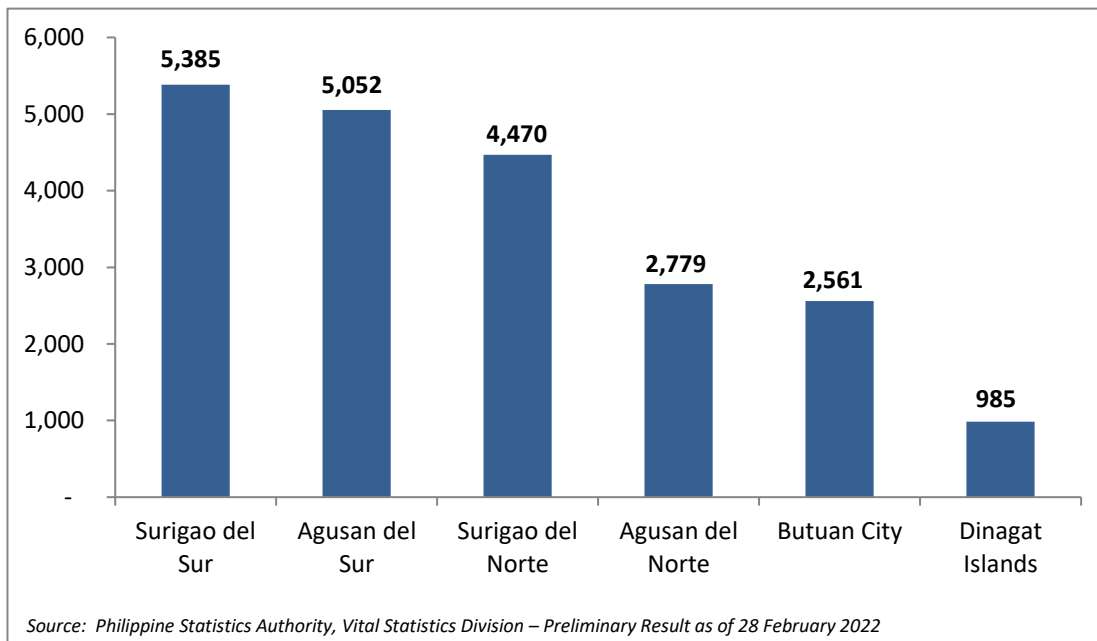


Figure 2. Number of Registered Deaths by Province and Butuan City, Caraga: 2021

In terms of registration by month of occurrence, the month of March posted the lowest number of registered deaths in 2021 at 1,235 or equivalent to 40 deaths per day. However, the months of September and October showed the highest volume of deaths with a daily average of 77 and 75, respectively. Daily average refers to the total registered deaths per month over the number of days per month.

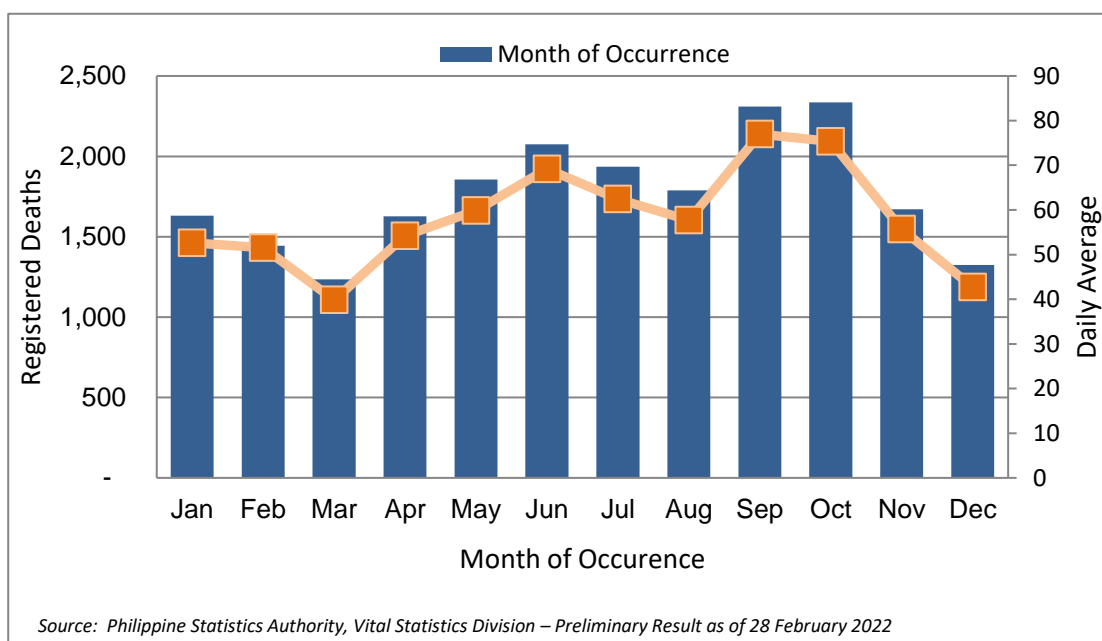


Figure 3. Number of Registered Deaths at Daily Average by Month, Caraga: January to December 2021



Management System
ISO 9001:2015
www.tuv.com
ID 9108640991



Freeman Building, J. C. Aquino Ave., Butuan City 8600
(6385) 2255219 – ORD / (6385) 8152878 – SOCD • Telefax: (6385) 8154935
psacaraga_rss013@yahoo.com.ph • www.psa.gov.ph

Among the cities in the region, Butuan City recorded the highest number of deaths with a total of 2,561 in 2021. Second and third in rank were Surigao City and Bislig City with 1,459 and 931, respectively. This was followed by Bayugan City with 910 and Cabadbaran City with 642. Meanwhile, the City of Tandag showed the lowest number of registered deaths with 532.

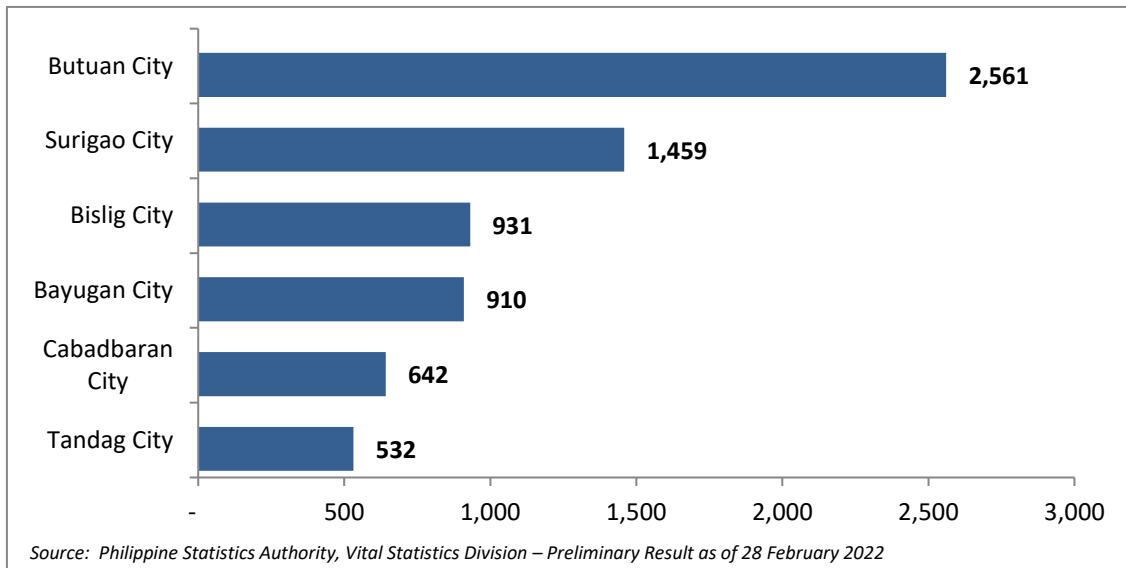


Figure 4. Number of Registered Deaths by City, Caraga: 2021

Shown below are the Top 5 municipalities in Caraga Region with the most number of registered deaths in 2021. The municipality that noted the highest number of registered deaths is the Municipality of Prosperidad, Agusan del Sur with 653 total deaths. Close in figure is the Municipality of San Francisco, Agusan del Sur with 623.

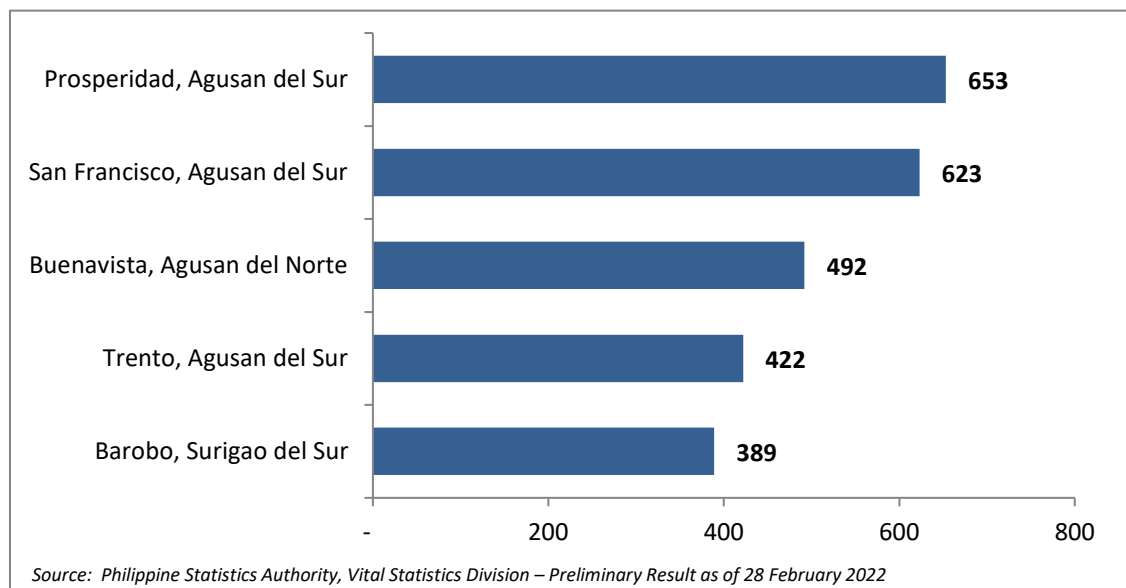


Figure 5. Top 5 Municipalities with Most Number of Registered Deaths, Caraga: 2021

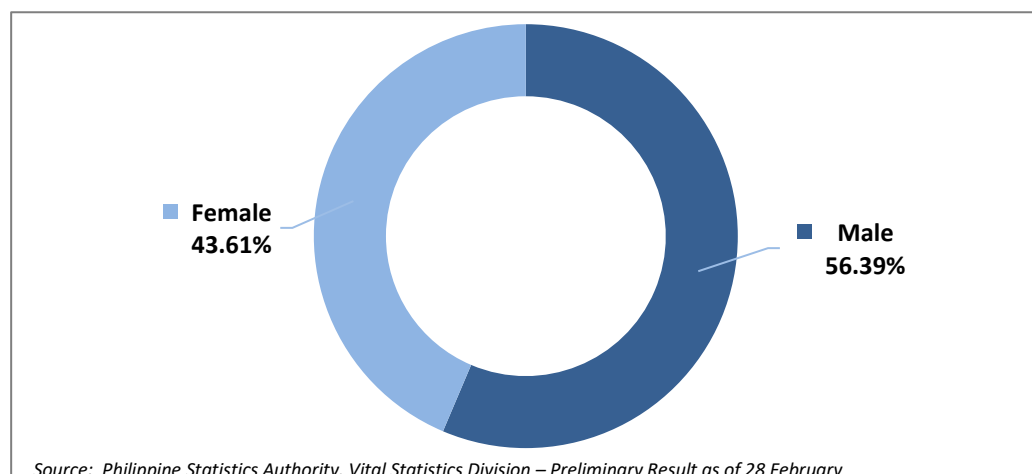


Management System
ISO 9001:2015
www.tuv.com
ID 9108640991



Freeman Building, J. C. Aquino Ave., Butuan City 8600
(6385) 2255219 – ORD / (6385) 8152878 – SOCD • Telefax: (6385) 8154935
psacaraga_rssso13@yahoo.com.ph • www.psa.gov.ph

In the Caraga region, the number of male deaths reached to 11,973 which is higher by 56.39 percent than female deaths of 9,259 in 2021. This indicates that there were about 129 male deaths for every 100 female deaths.



Source: Philippine Statistics Authority, Vital Statistics Division – Preliminary Result as of 28 February

Figure 6. Percent Distribution of Registered Deaths by Sex, Caraga: 2021

STATISTICAL TABLES

Table 1. Number of Registered Deaths, by Month, Caraga, by Province and Butuan City: January to December 2021

Province	Agusan del Norte	Agusan del Sur	Dinagat Islands	Surigao del Norte	Surigao del Sur	Butuan City	Total
January	266	397	48	329	407	184	1,631
February	223	365	58	295	321	182	1,444
March	230	366	68	305	75	191	1,235
April	239	384	74	313	380	237	1,627
May	236	406	107	409	463	235	1,856
June	291	440	154	433	476	281	2,075
July	273	414	92	406	486	265	1,936
August	244	418	57	377	491	201	1,788
September	99	708	92	505	792	113	2,309
October	312	529	97	481	618	298	2,335
November	210	368	63	380	458	192	1,671
December	156	257	75	237	418	182	1,325
Total	2,779	5,052	985	4,470	5,385	2,561	21,232

Table 2. Number of Registered Deaths, by Month, Caraga, by City: January to December 2021

Province	Butuan City	Surigao City	Bislig City	Bayugan City	Cabadbaran City	Tandag City	Total
January	184	182	191	237	235	281	265
February	182	91	46	69	45	34	467
March	191	92	6	61	62	7	419
April	237	92	74	77	54	54	588
May	235	139	97	57	45	53	626
June	281	144	80	74	59	49	687
July	265	134	89	81	50	40	659
August	201	133	78	66	53	38	569
September	113	156	137	142	21	81	650
October	298	140	115	93	77	59	782
November	192	126	73	79	59	40	569



Management System
ISO 9001:2015
www.tuv.com
ID 9108640991



Freeman Building, J. C. Aquino Ave., Butuan City 8600

(6385) 2255219 – ORD / (6385) 8152878 – SOCD • Telefax: (6385) 8154935
psacaraga_rss013@yahoo.com.ph • www.psa.gov.ph

Table 2. Number of Registered Deaths, by Month, Caraga, by City: January to December 2021
Continuation

Province	Butuan City	Surigao City	Bislig City	Bayugan City	Cabadbaran City	Tandag City	Total
December	182	102	73	40	52	37	486
Total	2,561	1,531	1,059	1,076	812	773	

Table 3. Top 5 Municipalities with Most Number of Registered Deaths, by Month, Caraga: January to December 2021

Province	Prosperidad, Agusan del Sur	San Francisco, Agusan del Sur	Buenavista, Agusan del Norte	Trento, Agusan del Sur	Barobo, Surigao del Sur	Total
January	58	43	41	39	32	213
February	43	41	45	33	20	182
March	47	43	28	35	5	158
April	49	45	46	26	18	184
May	50	56	47	29	27	209
June	50	57	48	35	31	221
July	48	55	49	27	31	210
August	52	75	55	24	39	245
September	93	88	12	64	63	320
October	76	51	56	54	52	289
November	49	42	40	35	31	197
December	38	27	25	21	40	151
Total	653	623	492	422	389	

Table 4. Number of Registered Deaths by Sex, Caraga, by Province and Butuan City: 2021

Province	Agusan del Norte	Agusan del Sur	Dinagat Islands	Surigao del Norte	Surigao del Sur	Butuan City	Total
Male	1,590	2,861	549	2,440	3,050	1,483	11,973
Female	1,189	2,191	436	2,030	2,335	1,078	9,259
Total	2,779	5,052	985	4,470	5,385	2,561	21,232

Explanatory Notes

Data presented in this release were obtained from the Certificates of Death (Municipal Form No. 103) that were registered at the Office of the City/Municipal Civil Registrars of Caraga Region and forwarded to the Philippine Statistics Authority. The information presented includes registered deaths from January to December 2021, preliminary as of 28 February 2022.

Approved by:

ROSALINDA CELESTE-APURA, D.M.

Regional Director

Philippine Statistics Authority - RSSO XIII

Tel. No.: (085) 225-5219/ Telefax No.: (085) 815-4935

Email add: psacaraga_rss013@yahoo.com



Management System
ISO 9001:2015
www.tuv.com
ID 9108640991



Freeman Building, J. C. Aquino Ave., Butuan City 8600

(6385) 2255219 – ORD / (6385) 8152878 – SOCD ● Telefax: (6385) 8154935
psacaraga_rss013@yahoo.com.ph ● www.psa.gov.ph