



# SPECIAL RELEASE

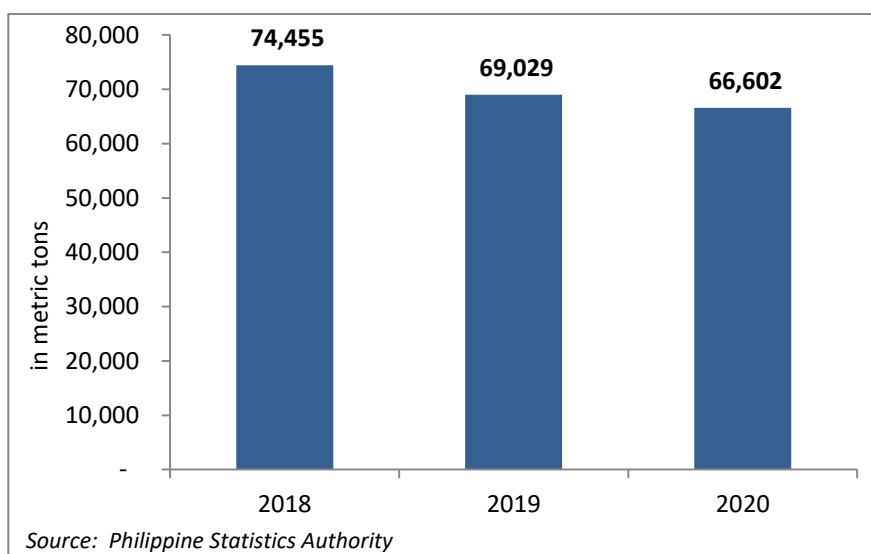
## Fisheries Production in Caraga for 2018-2020

**Date of Release:** May 31, 2021

**Reference No.** 2021-014

This publication presents the data on volume and value of production of fisheries in Caraga during the three-year period. It contains information by major species of the three (3) fisheries subsectors, namely: commercial and municipal fisheries, and aquaculture. It shows the fisheries statistics from the four (4) fisheries surveys regularly conducted by the Philippine Statistics Authority (PSA). The surveys are: Quarterly Commercial Fisheries Survey (QCFS), Quarterly Municipal Fisheries Survey (QMFS), Quarterly Inland Fisheries Survey (QIFS) and Quarterly Aquaculture Survey (QAqS).

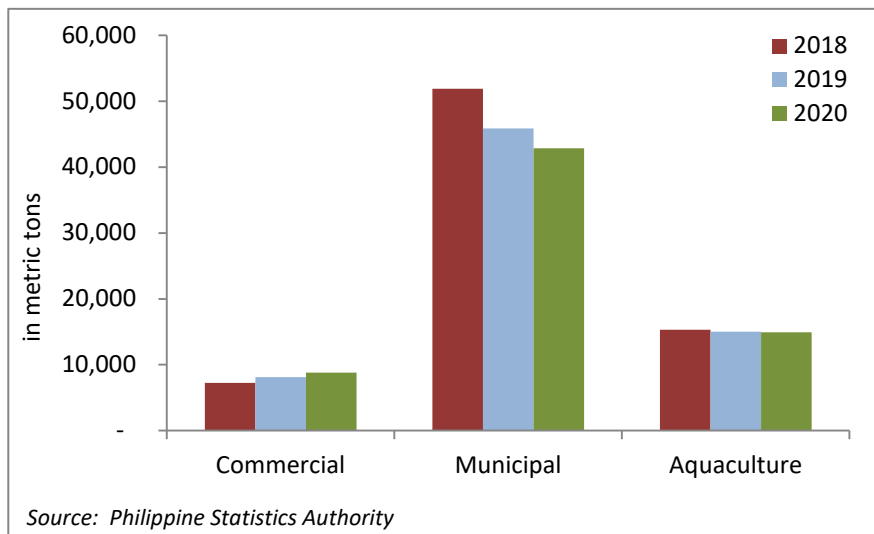
In 2020, Caraga's total volume of fisheries production was estimated at 66,602 metric tons. It was 3.52 percent lower from the previous year's record of 69,029 metric tons. The decrease in the region's production was brought by the output reductions of the municipal fisheries and aquaculture subsectors.



**Figure 1. Volume of Fisheries Production, Caraga: 2018-2020**

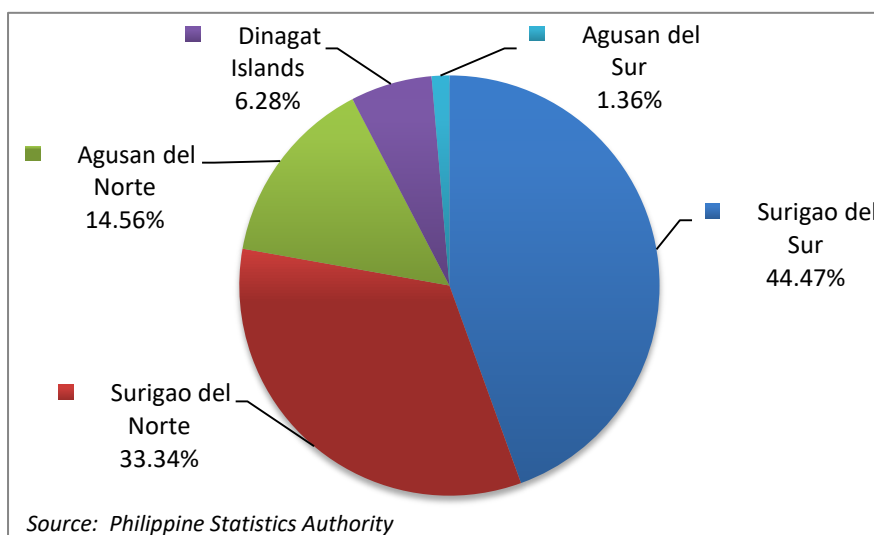


Of the three fisheries subsectors, municipal fisheries registered the highest production from 2018-2020 with 64.36 percent contribution in 2020, in which 58.54 percent came from marine municipal fisheries while the 5.82 percent was from inland municipal fisheries. The second highest contributor was the aquaculture subsector. On the other hand, commercial fisheries recorded the least production for the three consecutive years as shown in figure 2.



**Figure 2. Volume of Fisheries Production by Sector, Caraga: 2018-2020**

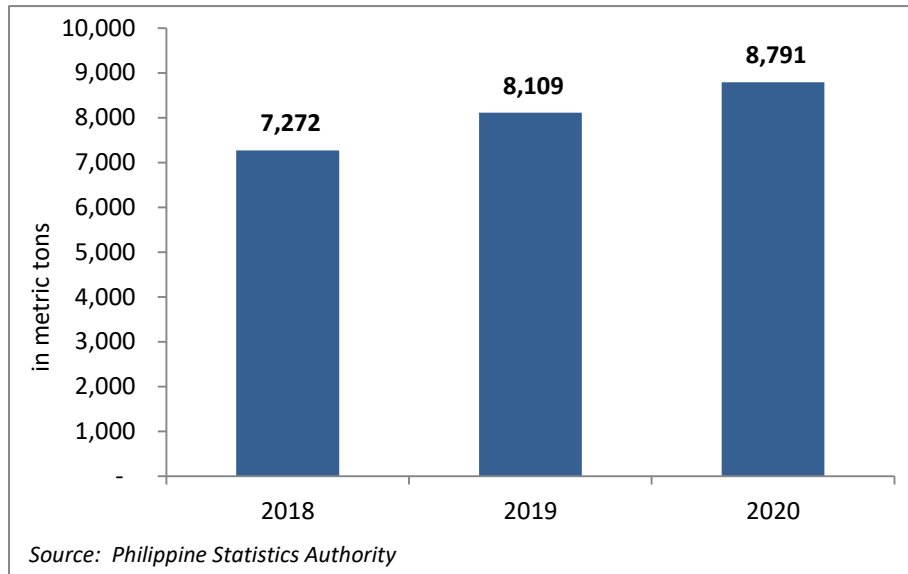
In terms of provincial distribution, the province of Surigao del Sur registered the highest contribution of 29,616 metric tons or 44.47 percent share of the region’s fisheries production. This was followed by the provinces of Surigao del Norte with 22,205 metric tons or 33.34 percent and Agusan del Norte with 9,696 metric tons or 14.56 percent. Rank fourth was the province of Dinagat Islands with 4,181 metric tons or 6.28 percent. While the province of Agusan del Sur had the least production of 904 metric tons or 1.36 percent share.



**Figure 3. Percent Distribution of Fisheries Production, by Province, Caraga: 2020**

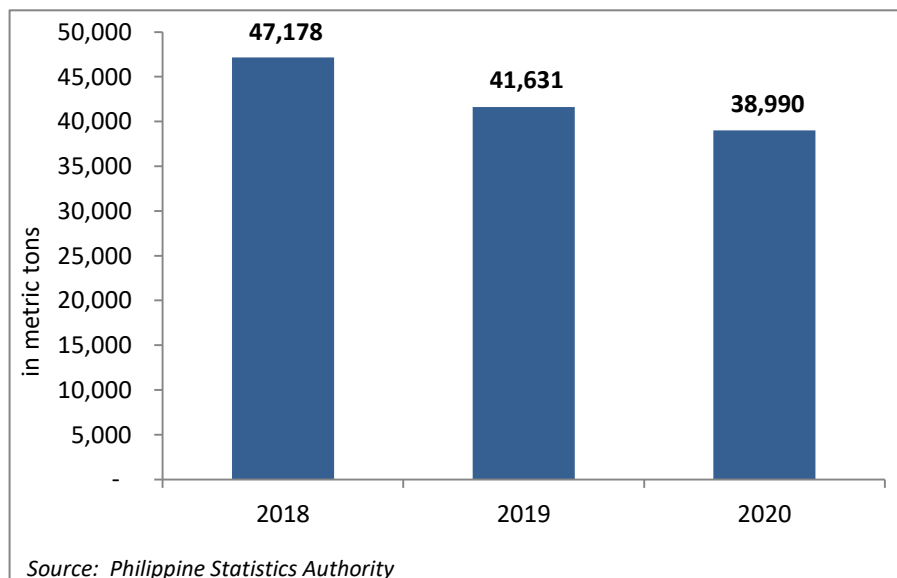


Volume of commercial fisheries production registered at 8,791 metric tons in 2020, higher by 8.40 percent than 8,109 metric tons in 2019. Commercial fisheries comprised 13.20 percent of the total fisheries production.



**Figure 4. Volume of Commercial Fisheries Production, Caraga: 2018-2020**

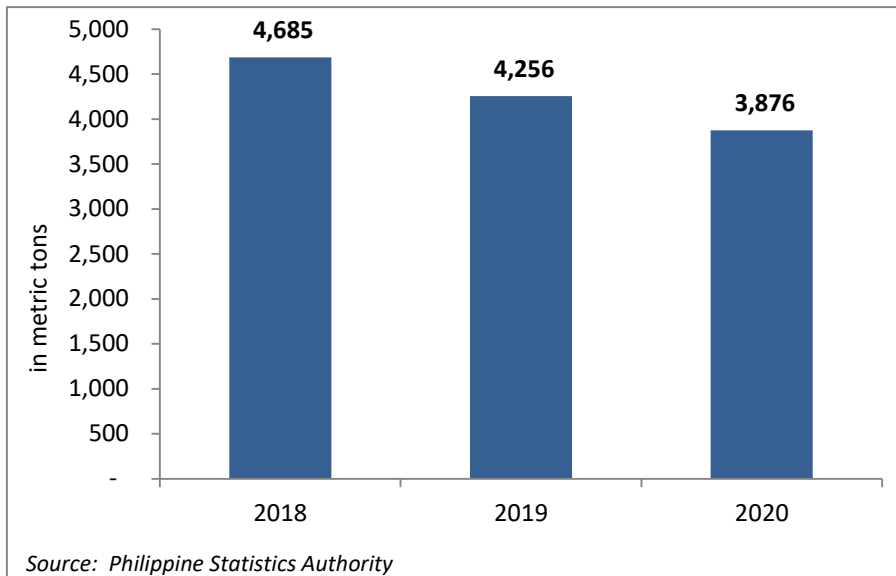
Marine municipal fisheries production was estimated at 38,990 metric tons in 2020 which contributed 58.54 percent to the region's total production. It showed a decrease of 2,641.05 metric tons or 6.34 percent from previous year's production of 41,631.41 metric tons.



**Figure 5. Volume of Marine Municipal Fisheries Production, Caraga: 2018-2020**

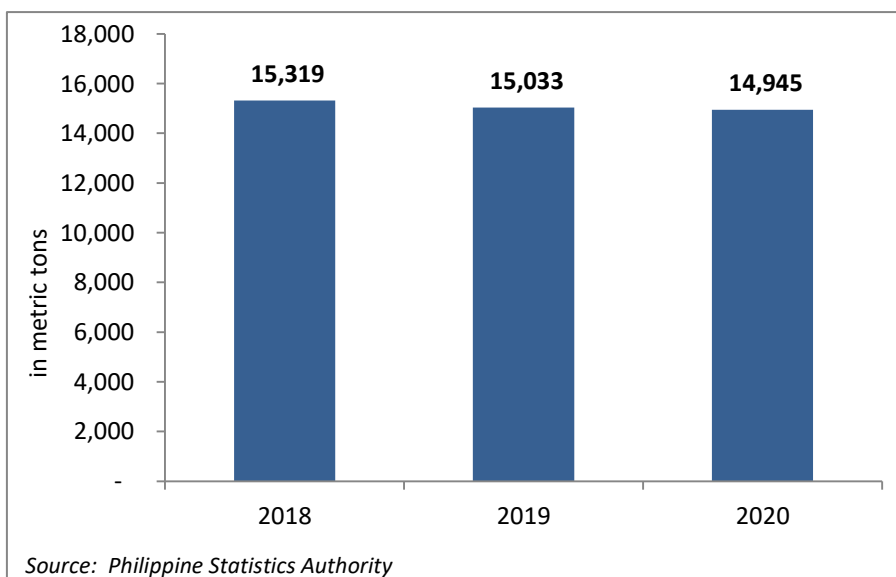


In 2020, production of inland municipal fisheries decreased by 8.93 percent. From its output of 4,256 metric tons in the previous year, it declined by 379.97 metric tons during the year.



**Figure 6. Volume of Inland Municipal Fisheries Production, Caraga: 2018-2020**

Harvest from aquaculture farms in Caraga was recorded at 14,945 metric tons in 2020. Production drop by 0.58 percent. Aquaculture subsector contributed 22.44 percent of the region's total fisheries production.



**Figure 7. Volume of Aquaculture Fisheries Production, Caraga: 2018-2020**

Table 1. Volume and Value of Fisheries Production, Caraga: 2018-2020

Sector	Volume of Production (Metric Tons)			Value of Production ('000 Pesos)		
	2018	2019	2020	2018	2019	2020
(1)	(2)	(3)	(4)	(5)	(6)	(7)
<b>All Sectors</b>	<b>74,454.71</b>	<b>69,029.25</b>	<b>66,601.74</b>	<b>6,537,781.27</b>	<b>6,977,809.11</b>	<b>6,643,015.06</b>
<b>Commercial Fisheries</b>	<b>7,271.88</b>	<b>8,109.37</b>	<b>8,790.54</b>	<b>720,661.31</b>	<b>854,985.47</b>	<b>959,457.00</b>
<b>Municipal Fisheries</b>	<b>51,863.56</b>	<b>45,887.22</b>	<b>42,866.20</b>	<b>4,781,818.29</b>	<b>4,984,975.82</b>	<b>4,733,045.20</b>
Marine Municipal Fisheries	47,178.25	41,631.41	38,990.36	4,519,351.05	4,666,115.55	4,392,901.60
Inland Municipal Fisheries	4,685.31	4,255.81	3,875.84	262,467.24	318,860.27	<b>340,143.60</b>
<b>Aquaculture</b>	<b>15,319.27</b>	<b>15,032.66</b>	<b>14,945.00</b>	<b>1,035,301.67</b>	<b>1,137,847.82</b>	<b>950,512.86</b>
Brackishwater Fishpond	3,398.11	3,162.75	2,646.60	624,451.42	612,833.48	485,232.61
Brackishwater Pen	15.69	11.08	23.31	1,792.21	1,374.76	2,600.04
Brackishwater Cage	772.86	870.78	796.96	87,070.04	99,763.92	70,745.99
Freshwater Fishpond	106.75	104.94	116.10	10,407.21	10,412.95	13,252.58
Freshwater Pen	..	..	0.17	..	..	20.35
Freshwater Cage	85.89	34.85	57.28	7,949.64	3,464.03	5,639.85
Marine Pen	27.00	35.58	27.70	15,523.92	18,337.74	4,296.30
Marine Cage	1,712.52	2,344.47	2,160.00	215,997.74	300,166.93	261,119.48
Oyster	..	0.04	..	..	1.20	..
Mussel	..	..	..	..	..	..
Seaweed	9,200.45	8,468.17	9,116.88	72,109.49	91,492.81	107,605.66
Rice Fish	..	..	..	..	..	..
Small Farm Reservoir	..	..	..	..	..	..

..No reported data

Table 2. Volume and Value of Fisheries Production by Species, Caraga, 2018-2020

Sector	Volume of Production (Metric Tons)			Value of Production ('000 Pesos)		
	2018	2019	2020	2018	2019	2020
(1)	(2)	(3)	(4)	(5)	(6)	(7)
<b>All Species</b>	<b>74,454.72</b>	<b>69,029.25</b>	<b>66,601.73</b>	<b>6,537,781.27</b>	<b>6,977,809.11</b>	<b>6,643,015.06</b>
Acetes (Alamang)	51.92	34.06	22.21	3,430.18	2,389.27	3,545.91
Anchovies (Dilis)	1,805.89	1,217.53	924.41	92,499.69	82,240.58	68,253.87
Big-eyed scad (Matangbaka)	2,540.01	1,893.65	2,001.17	249,402.63	205,582.52	231,603.31
Bigeye tuna (Tambakol/ Bariles)	618.51	976.72	849.20	108,885.58	198,334.47	135,496.92
Blue crab (Alimasag)	245.98	276.94	306.55	33,084.00	42,877.49	41,180.15
Caesio (Dalagang-bukid)	911.51	1,073.03	1,381.07	115,473.37	162,961.13	219,925.93
Cavalla (Talakitok)	1,113.06	1,227.03	941.38	169,878.90	206,217.39	165,853.05
Crevalle (Salay-salay)	389.82	451.61	596.65	40,378.10	53,907.24	80,217.88
Eastern little tuna (Bonito)	1,380.52	1,264.27	1,009.57	124,549.64	142,806.53	108,907.51
Fimbriated sardines (Tunsoy)	1,585.47	1,458.04	1,392.14	104,133.11	103,322.68	100,668.41
Flying fish (Bolador)	836.54	850.91	815.29	72,395.62	79,782.44	68,899.97
Frigate tuna (Tulingan)	5,178.14	4,987.87	5,055.49	481,748.12	455,057.33	484,535.51
Goatfish (Saramulyete)	657.61	651.09	885.76	76,310.32	80,474.11	124,043.39
Grouper (Lapu-lapu)	821.07	726.73	697.77	136,180.96	164,029.85	158,639.60
Hairtail (Espada)	210.10	260.57	243.29	21,019.78	30,709.85	26,375.96
Indian mackerel (Alumahan)	1,053.35	1,007.12	1,354.54	98,944.78	105,125.05	146,449.80



Freeman Building, J. C. Aquino Ave., Butuan City 8600

(6385) 2255219 – ORD / (6385) 8152878 – SOCD ● Telefax: (6385) 8154935  
 ☐ psacaraga\_rss013@yahoo.com.ph ● www.psa.gov.ph

Table 2. Volume and Value of Fisheries Production by Species, Caraga, 2018-2020 – Concluded

Sector	Volume of Production (Metric Tons)			Value of Production ('000 Pesos)		
	2018	2019	2020	2018	2019	2020
(1)	(2)	(3)	(4)	(5)	(6)	(7)
Bali sardinella (Tamban)	4,650.48	4,220.71	4,070.59	166,409.43	158,505.57	161,244.13
Indo-pacific mackerel (Hasa-hasa)	619.33	529.08	510.97	54,825.35	46,338.13	51,516.22
Mullet (Kapak)	217.61	340.91	209.94	21,753.25	45,508.57	25,046.44
Parrot fish (Loro)	1,355.60	1,283.71	1,534.73	116,626.84	118,434.16	161,333.70
Porgies (Pargo)	878.30	846.74	822.25	95,231.61	109,639.00	120,692.90
Round herring (Tulis)	157.48	157.91	160.89	13,823.92	14,676.15	13,548.82
Roundscad (Galunggong)	2,375.50	1,895.21	1,883.95	197,126.35	178,006.22	178,814.04
Siganid (Samaral)	1,379.80	1,302.33	1,096.66	152,212.51	158,356.44	143,826.36
Skipjack (Gulyasan)	4,028.39	3,566.25	3,794.90	356,896.29	341,921.09	356,245.72
Slipmouth (Sapsap)	272.57	370.28	265.87	23,460.16	39,122.43	27,042.71
Snapper (Maya-maya)	800.04	805.86	686.87	120,467.04	153,013.44	139,137.70
Spanish mackerel (Tanigue)	941.43	938.71	879.06	135,016.39	158,319.39	151,908.21
Squid (Pusit)	1,079.89	1,051.78	1,090.57	151,322.29	203,600.20	219,466.49
Threadfin bream (Bisugo)	905.17	844.38	674.74	105,421.67	126,059.89	101,811.13
Yellowfin tuna (Tambakol/Bariles)	4,409.68	4,123.79	3,915.24	497,612.96	535,374.75	497,889.27
Others (Marine Fisheries)	11,055.39	9,217.52	7,814.95	1,111,607.99	1,029,459.11	850,325.00
Milkfish	4,743.58	5,413.28	4,870.67	509,806.78	629,601.38	523,507.25
Tilapia	1,062.54	1,000.85	847.44	78,567.58	83,828.19	81,683.34
Tiger prawn	255.98	163.82	103.72	107,471.46	68,890.23	34,550.03
Mudcrab	411.12	391.09	440.61	143,175.46	174,686.86	165,118.50
Endeavor prawn	4.83	5.56	9.51	878.20	995.25	1,780.86
White shrimp	178.53	183.77	196.50	15,373.07	16,224.07	24,996.33
Spiny lobster	8.55	7.59	2.50	24,937.83	19,854.11	3,512.97
Carp	348.64	396.74	374.27	22,294.47	30,404.34	30,289.90
Catfish	208.32	180.80	162.72	12,977.99	12,644.59	14,161.92
Gourami	91.42	80.72	72.98	3,769.32	3,544.65	3,859.15
Mudfish	379.02	307.55	267.06	24,319.76	22,185.04	25,712.93
Freshwater prawn (Ulang)	24.81	46.02	49.92	2,220.91	4,704.05	4,945.53
Others (Aquaculture)	605.19	580.68	463.01	185,117.69	186,678.66	162,465.18
Oyster	55.21	53.17	77.40	2,140.24	2,021.01	2,645.24
Mussel	..	..	..	..	..	..
Seaweed	9,200.45	8,468.17	9,116.88	72,109.49	91,492.81	107,605.66
Climbing perch (Martiniko)	3.69	3.63	3.56	217.93	239.29	232.13
Eel (Igat)	53.75	91.12	30.94	7,550.69	12,378.44	4,566.38
Freshwater goby (Biya)	478.95	469.83	441.30	20,688.24	20,779.62	21,194.27
Mullet (Ludong)	6.90	6.30	4.28	335.13	311.59	208.64
Sardines (Tawilis)	8.03	6.96	15.61	240.90	203.93	411.84
Silver perch (Ayungin)	7.49	11.52	0.10	355.46	592.16	5.00
Spade fish (Kitang)	19.79	37.55	33.30	2,480.39	4,606.57	5,414.33
Starry goby (Dulong)	120.26	92.40	84.76	6,786.41	5,238.75	5,942.97
Tarpon (Buan Buan)	2.49	3.94	7.67	187.83	248.95	709.88
Other fishes	438.55	415.51	334.65	30,884.02	37,694.44	32,123.21
Freshwater crab (Talangka)	21.54	25.11	24.64	1,130.25	1,519.49	1,363.61
Other crustaceans	18.13	17.74	63.30	1,356.92	1,298.52	2,560.16
Clams (Kabibi)	395.68	244.10	155.94	5,102.68	3,986.38	6,019.86
Freshwater clams (Tulya)	609.86	300.43	260.36	4,755.30	5,550.65	6,035.74
Shell (Kuhol)	11.50	10.87	22.89	84.62	125.72	263.06
Snail (Suso)	100.64	85.05	100.21	870.99	1,102.86	1,374.21
Other molluscs	53.12	75.05	74.38	1,464.43	2,024.04	3,308.97

..No reported data



Freeman Building, J. C. Aquino Ave., Butuan City 8600

(6385) 2255219 – ORD / (6385) 8152878 – SOCD • Telefax: (6385) 8154935  
 psacaraga\_rss013@yahoo.com.ph • www.psa.gov.ph

Table 3. Volume and Value of Commercial Fisheries Production by Species, by, Province, Caraga, 2018-2020

Sector	Volume of Production (Metric Tons)			Value of Production ('000 Pesos)		
	2018	2019	2020	2018	2019	2020
(1)	(2)	(3)	(4)	(5)	(6)	(7)
<b>Caraga</b>	<b>7,271.88</b>	<b>8,109.37</b>	<b>8,790.54</b>	<b>3,051,606.17</b>	<b>3,768,645.95</b>	<b>4,295,538.08</b>
Acetes (Alamang)	15.80	7.30	18.90	790.00	403.78	3,121.11
Anchovies (Dilis)	139.56	84.31	72.93	7,661.32	6,742.21	6,397.06
Big-eyed scad (Matangbaka)	205.80	172.93	143.56	19,750.08	18,660.49	16,879.89
Bigeye tuna (Tambakol/ Bariles)	289.47	405.54	240.19	51,496.25	74,421.22	41,230.96
Blue crab (Alimasag)	1.12	24.29	49.63	122.18	5,097.43	8,852.64
Caesio (Dalagang-bukid)	14.45	28.29	14.63	1,689.05	4,428.07	2,440.54
Cavalla (Talakitok)	18.54	24.55	20.46	2,073.83	4,553.44	4,214.12
Crevalle (Salay-salay)	10.42	6.10	73.15	907.66	831.23	12,744.27
Eastern little tuna (Bonito)	401.93	397.90	381.98	37,517.92	35,960.39	36,799.38
Fimbriated sardines (Tunsoy)	202.06	256.95	265.23	6,717.35	12,796.00	13,507.25
Flying fish (Bolador)	131.87	201.53	117.95	11,492.16	19,888.13	10,130.61
Frigate tuna (Tulingan)	1,009.31	1,726.09	2,606.94	85,408.75	132,672.36	252,360.11
Goatfish (Saramulyete)	4.58	0.40	31.26	616.61	27.19	6,043.20
Grouper (Lapu-lapu)	8.50	14.88	7.80	1,173.51	3,605.18	2,434.92
Hairtail (Espada)	16.32	11.00	31.49	1,037.66	902.74	5,012.66
Indian mackerel (Alumahan)	164.56	172.06	121.98	15,581.91	19,362.24	14,844.37
Bali sardinella (Tamban)	257.08	257.46	313.39	14,347.90	14,866.08	21,382.10
Indo-pacific mackerel (Hasa-hasa)	59.83	35.65	33.04	4,743.20	3,022.53	3,564.38
Mullet (Kapak)	..	1.67	0.74	..	283.63	121.20
Parrot fish (Loro)	19.77	15.38	16.62	2,047.08	1,511.82	2,181.49
Porgies (Pargo)	..	..	5.19	..	..	1,279.18
Round herring (Tulis)	..	23.79	59.18	..	2,041.42	5,892.53
Roundscad (Galunggong)	495.25	361.10	370.12	42,025.81	37,318.15	36,483.75
Siganid (Samaral)	55.07	45.81	39.43	6,656.70	6,112.20	6,143.77
Skipjack (Gulyasan)	1,021.69	1,065.83	1,087.20	89,245.02	98,759.49	97,008.17
Slipmouth (Sapsap)	5.55	49.99	15.15	390.02	6,415.01	1,713.42
Snapper (Maya-maya)	49.70	27.91	18.12	7,912.63	4,848.94	3,669.59
Spanish mackerel (Tanigue)	108.01	158.90	149.48	17,007.15	28,162.27	24,768.12
Squid (Pusit)	96.64	83.93	77.82	15,040.33	14,956.12	15,071.00
Threadfin bream (Bisugo)	5.89	12.81	11.89	554.63	2,030.26	2,593.54
Yellowfin tuna (Tambakol/Bariles)	1,610.97	1,639.33	1,624.35	161,873.14	192,404.50	202,789.59
Others	852.14	795.69	770.74	114,781.46	101,900.95	97,782.08
<b>Agusan del Norte</b>	.	.	.	.	.	.
Acetes (Alamang)	.	.	.	.	.	.
Anchovies (Dilis)	.	.	.	.	.	.
Big-eyed scad (Matangbaka)	.	.	.	.	.	.
Bigeye tuna (Tambakol/ Bariles)	.	.	.	.	.	.
Blue crab (Alimasag)	.	.	.	.	.	.
Caesio (Dalagang-bukid)	.	.	.	.	.	.
Cavalla (Talakitok)	.	.	.	.	.	.
Crevalle (Salay-salay)	.	.	.	.	.	.
Eastern little tuna (Bonito)	.	.	.	.	.	.
Fimbriated sardines (Tunsoy)	.	.	.	.	.	.
Flying fish (Bolador)	.	.	.	.	.	.
Frigate tuna (Tulingan)	.	.	.	.	.	.



Freeman Building, J. C. Aquino Ave., Butuan City 8600

(6385) 2255219 – ORD / (6385) 8152878 – SOCD ● Telefax: (6385) 8154935  
 psacaraga\_rss013@yahoo.com.ph ● www.psa.gov.ph

Table 3. Volume and Value of Commercial Fisheries Production by Species, by, Province, Caraga, 2018-2020 – Continued

Sector	Volume of Production (Metric Tons)			Value of Production ('000 Pesos)		
	2018	2019	2020	2018	2020	2020
(1)	(2)	(3)	(4)	(5)	(6)	(7)
Goatfish (Saramulyete)	.	.	.	.	.	.
Grouper (Lapu-lapu)	.	.	.	.	.	.
Hairtail (Espada)	.	.	.	.	.	.
Indian mackerel (Alumahan)	.	.	.	.	.	.
Bali sardinella (Tamban)	.	.	.	.	.	.
Indo-pacific mackerel (Hasa-hasa)	.	.	.	.	.	.
Mullet (Kapak)	.	.	.	.	.	.
Parrot fish (Loro)	.	.	.	.	.	.
Porgies (Pargo)	.	.	.	.	.	.
Round herring (Tulis)	.	.	.	.	.	.
Roundscad (Galunggong)	.	.	.	.	.	.
Siganid (Samaral)	.	.	.	.	.	.
Skipjack (Gulyasan)	.	.	.	.	.	.
Slipmouth (Sapsap)	.	.	.	.	.	.
Snapper (Maya-maya)	.	.	.	.	.	.
Spanish mackerel (Tanigue)	.	.	.	.	.	.
Squid (Pusit)	.	.	.	.	.	.
Threadfin bream (Bisugo)	.	.	.	.	.	.
Yellowfin tuna (Tambakol/Bariles)	.	.	.	.	.	.
Others	.	.	.	.	.	.
<b>Agusan del Sur</b>	.	.	.	.	.	.
Acetes (Alamang)	.	.	.	.	.	.
Anchovies (Dilis)	.	.	.	.	.	.
Big-eyed scad (Matangbaka)	.	.	.	.	.	.
Bigeye tuna (Tambakol/ Bariles)	.	.	.	.	.	.
Blue crab (Alimasag)	.	.	.	.	.	.
Caesio (Dalagang-bukid)	.	.	.	.	.	.
Cavalla (Talakitok)	.	.	.	.	.	.
Crevalle (Salay-salay)	.	.	.	.	.	.
Eastern little tuna (Bonito)	.	.	.	.	.	.
Fimbriated sardines (Tunsoy)	.	.	.	.	.	.
Flying fish (Bolador)	.	.	.	.	.	.
Frigate tuna (Tulingan)	.	.	.	.	.	.
Goatfish (Saramulyete)	.	.	.	.	.	.
Grouper (Lapu-lapu)	.	.	.	.	.	.
Hairtail (Espada)	.	.	.	.	.	.
Indian mackerel (Alumahan)	.	.	.	.	.	.
Bali sardinella (Tamban)	.	.	.	.	.	.
Indo-pacific mackerel (Hasa-hasa)	.	.	.	.	.	.
Mullet (Kapak)	.	.	.	.	.	.
Parrot fish (Loro)	.	.	.	.	.	.
Porgies (Pargo)	.	.	.	.	.	.
Round herring (Tulis)	.	.	.	.	.	.
Roundscad (Galunggong)	.	.	.	.	.	.
Siganid (Samaral)	.	.	.	.	.	.
Skipjack (Gulyasan)	.	.	.	.	.	.
Slipmouth (Sapsap)	.	.	.	.	.	.
Snapper (Maya-maya)	.	.	.	.	.	.
Spanish mackerel (Tanigue)	.	.	.	.	.	.
Squid (Pusit)	.	.	.	.	.	.
Threadfin bream (Bisugo)	.	.	.	.	.	.
Yellowfin tuna (Tambakol/Bariles)	.	.	.	.	.	.
Others	.	.	.	.	.	.



Freeman Building, J. C. Aquino Ave., Butuan City 8600

(6385) 2255219 – ORD / (6385) 8152878 – SOCD • Telefax: (6385) 8154935  
 psacaraga\_rss013@yahoo.com.ph • www.psa.gov.ph



Table 3. Volume and Value of Commercial Fisheries Production by Species, by, Province, Caraga, 2018-2020 – Continued

Sector	Volume of Production (Metric Tons)			Value of Production ('000 Pesos)		
	2018	2019	2020	2018	2019	2020
(1)	(2)	(3)	(4)	(5)	(6)	(7)
<b>Dinagat Islands</b>	.	.	.	.	.	.
Acetes (Alamang)	.	.	.	.	.	.
Anchovies (Dilis)	.	.	.	.	.	.
Big-eyed scad (Matangbaka)	.	.	.	.	.	.
Bigeye tuna (Tambakol/ Bariles)	.	.	.	.	.	.
Blue crab (Alimasag)	.	.	.	.	.	.
Caesio (Dalagang-bukid)	.	.	.	.	.	.
Cavalla (Talakitok)	.	.	.	.	.	.
Crevalle (Salay-salay)	.	.	.	.	.	.
Eastern little tuna (Bonito)	.	.	.	.	.	.
Fimbriated sardines (Tunsoy)	.	.	.	.	.	.
Flying fish (Bolador)	.	.	.	.	.	.
Frigate tuna (Tulingan)	.	.	.	.	.	.
Goatfish (Saramulyete)	.	.	.	.	.	.
Grouper (Lapu-lapu)	.	.	.	.	.	.
Hairtail (Espada)	.	.	.	.	.	.
Indian mackerel (Alumahan)	.	.	.	.	.	.
Bali sardinella (Tamban)	.	.	.	.	.	.
Indo-pacific mackerel (Hasa-hasa)	.	.	.	.	.	.
Mullet (Kapak)	.	.	.	.	.	.
Parrot fish (Loro)	.	.	.	.	.	.
Porgies (Pargo)	.	.	.	.	.	.
Round herring (Tulis)	.	.	.	.	.	.
Roundscad (Galunggong)	.	.	.	.	.	.
Siganid (Samaral)	.	.	.	.	.	.
Skipjack (Gulyasan)	.	.	.	.	.	.
Slipmouth (Sapsap)	.	.	.	.	.	.
Snapper (Maya-maya)	.	.	.	.	.	.
Spanish mackerel (Tanigue)	.	.	.	.	.	.
Squid (Pusit)	.	.	.	.	.	.
Threadfin bream (Bisugo)	.	.	.	.	.	.
Yellowfin tuna (Tambakol/Bariles)	.	.	.	.	.	.
Others	.	.	.	.	.	.
<b>Surigao del Norte</b>	<b>3,222.72</b>	<b>2,669.06</b>	<b>2,493.16</b>	<b>1,165,472.43</b>	<b>1,456,830.24</b>	<b>1,668,040.54</b>
Acetes (Alamang)	..	..	..	..	..	..
Anchovies (Dilis)	97.39	70.55	62.36	6,612.72	5,357.69	5,221.61
Big-eyed scad (Matangbaka)	162.52	122.53	115.94	14,572.05	12,692.63	12,863.31
Bigeye tuna (Tambakol/ Bariles)	43.81	48.94	36.88	7,132.77	8,815.57	7,118.08
Blue crab (Alimasag)	..	..	..	..	..	..
Caesio (Dalagang-bukid)	10.69	17.53	11.67	1,076.85	2,753.79	1,911.33
Cavalla (Talakitok)	12.63	15.07	10.83	1,550.66	2,672.21	1,843.44
Crevalle (Salay-salay)	9.77	3.95	2.53	842.66	439.15	291.50
Eastern little tuna (Bonito)	144.11	125.76	124.95	12,283.07	11,617.92	11,501.14
Fimbriated sardines (Tunsoy)	202.06	178.89	168.89	6,717.35	6,223.24	6,153.39
Flying fish (Bolador)	18.15	11.24	9.51	1,183.07	829.00	723.65
Frigate tuna (Tulingan)	292.22	235.86	253.93	23,307.18	22,897.92	26,586.32
Goatfish (Saramulyete)	..	..	..	..	..	..
Grouper (Lapu-lapu)	4.60	0.86	0.48	460.00	100.44	59.32
Hairtail (Espada)	16.32	7.46	6.77	1,037.66	520.42	563.06
Indian mackerel (Alumahan)	98.55	84.75	84.09	8,738.60	9,237.34	9,342.77



Freeman Building, J. C. Aquino Ave., Butuan City 8600

(6385) 2255219 – ORD / (6385) 8152878 – SOCD • Telefax: (6385) 8154935  
 psacaraga\_rss013@yahoo.com.ph • www.psa.gov.ph

Table 3. Volume and Value of Commercial Fisheries Production by Species, by, Province, Caraga, 2018-2020 – Concluded

Sector	Volume of Production (Metric Tons)			Value of Production ('000 Pesos)		
	2018	2019	2020	2018	2020	2020
(1)	(2)	(3)	(4)	(5)	(6)	(7)
Bali sardinella (Tamban)	249.88	186.46	192.46	14,019.80	11,129.10	13,206.53
Indo-pacific mackerel (Hasa-hasa)	59.83	35.37	28.04	4,743.20	2,977.73	2,664.38
Mullet (Kapak)	..	..	..	..	..	..
Parrot fish (Loro)	9.12	2.88	2.30	808.07	271.13	246.81
Porgies (Pargo)	..	..	..	..	..	..
Round herring (Tulis)	..	..	..	..	..	..
Roundscad (Galunggong)	190.93	147.81	138.38	14,665.81	14,047.52	14,276.17
Siganid (Samaral)	10.55	7.72	4.08	1,016.11	1,254.26	745.01
Skipjack (Gulyasan)	631.30	679.90	607.89	51,129.92	54,293.82	53,941.38
Slipmouth (Sapsap)	5.55	2.00	1.39	390.02	138.95	98.83
Snapper (Maya-maya)	7.76	0.57	..	901.98	86.42	..
Spanish mackerel (Tanigue)	37.61	10.32	9.03	5,827.25	2,151.06	1,948.85
Squid (Pusit)	93.40	76.05	67.64	14,721.94	13,365.52	12,539.21
Threadfin bream (Bisugo)	4.08	1.06	0.82	360.65	152.33	124.90
Yellowfin tuna (Tambakol/Bariles)	568.31	398.65	382.56	54,870.27	46,208.34	45,740.65
Others	241.58	196.88	169.74	26,880.53	22,907.20	21,161.82
<b>Surigao del Sur</b>	<b>4,049.16</b>	<b>5,440.31</b>	<b>6,297.38</b>	<b>444,811.12</b>	<b>601,844.77</b>	<b>708,583.54</b>
Acetes (Alamang)	15.80	7.30	18.90	790.00	403.78	3,121.11
Anchovies (Dilis)	42.17	13.76	10.57	1,048.60	1,384.52	1,175.45
Big-eyed scad (Matangbaka)	43.28	50.40	27.62	5,178.03	5,967.86	4,016.58
Bigeye tuna (Tambakol/ Bariles)	245.66	356.60	203.31	44,363.48	65,605.65	34,112.88
Blue crab (Alimasag)	1.12	24.29	49.63	122.18	5,097.43	8,852.64
Caesio (Dalagang-bukid)	3.76	10.76	2.96	612.20	1,674.28	529.21
Cavalla (Talakitok)	5.91	9.48	9.63	523.17	1,881.23	2,370.68
Crevalle (Salay-salay)	0.65	2.15	70.62	65.00	392.08	12,452.77
Eastern little tuna (Bonito)	257.82	272.14	257.03	25,234.85	24,342.47	25,298.24
Fimbriated sardines (Tunsoy)	..	78.06	96.34	..	6,572.76	7,353.86
Flying fish (Bolador)	113.72	190.29	108.44	10,309.09	19,059.13	9,406.96
Frigate tuna (Tulingan)	717.09	1,490.23	2,353.01	62,101.57	109,774.44	225,773.79
Goatfish (Saramulyete)	4.58	0.40	31.26	616.61	27.19	6,043.20
Grouper (Lapu-lapu)	3.90	14.02	7.32	713.51	3,504.74	2,375.60
Hairtail (Espada)	..	3.54	24.72	..	382.32	4,449.60
Indian mackerel (Alumahan)	66.01	87.31	37.89	6,843.31	10,124.90	5,501.60
Bali sardinella (Tamban)	7.20	71.00	120.93	328.10	3,736.98	8,175.57
Indo-pacific mackerel (Hasa-hasa)	..	0.28	5.00	..	44.80	900.00
Mullet (Kapak)	..	1.67	0.74	..	283.63	121.20
Parrot fish (Loro)	10.65	12.50	14.32	1,239.01	1,240.69	1,934.68
Porgies (Pargo)	..	..	5.19	..	..	1,279.18
Round herring (Tulis)	..	23.79	59.18	..	2,041.42	5,892.53
Roundscad (Galunggong)	304.32	213.29	231.74	27,360.00	23,270.63	22,207.58
Siganid (Samaral)	44.52	38.09	35.35	5,640.59	4,857.94	5,398.76
Skipjack (Gulyasan)	390.39	385.93	479.31	38,115.10	44,465.67	43,066.79
Slipmouth (Sapsap)	..	47.99	13.76	..	6,276.06	1,614.59
Snapper (Maya-maya)	41.94	27.34	18.12	7,010.65	4,762.52	3,669.59
Spanish mackerel (Tanigue)	70.40	148.58	140.45	11,179.90	26,011.21	22,819.27
Squid (Pusit)	3.24	7.88	10.18	318.39	1,590.60	2,531.79
Threadfin bream (Bisugo)	1.81	11.75	11.07	193.98	1,877.93	2,468.64
Yellowfin tuna (Tambakol/Bariles)	1,042.66	1,240.68	1,241.79	107,002.87	146,196.16	157,048.94
Others	610.56	598.81	601.00	87,900.93	78,993.75	76,620.26

.Data not Available, ..No reported data



Freeman Building, J. C. Aquino Ave., Butuan City 8600

(6385) 2255219 – ORD / (6385) 8152878 – SOCD ● Telefax: (6385) 8154935  
 ☒ psacaraga\_rss013@yahoo.com.ph ● www.psa.gov.ph

Table 4. Volume and Value of Marine Municipal Fisheries Production by Species, by, Province, Caraga, 2018-2020

Sector	Volume of Production (Metric Tons)			Value of Production ('000 Pesos)		
	2018	2019	2020	2018	2019	2020
(1)	(2)	(3)	(4)	(5)	(6)	(7)
<b>Caraga</b>	<b>47,178.25</b>	<b>41,631.41</b>	<b>38,990.36</b>	<b>4,519,351.05</b>	<b>4,666,115.55</b>	<b>4,392,901.60</b>
Acetes (Alamang)	36.12	26.76	3.31	2,640.18	1,985.49	424.80
Anchovies (Dilis)	1,666.33	1,133.22	851.48	84,838.37	75,498.37	61,856.81
Big-eyed scad (Matangbaka)	2,334.21	1,720.72	1,857.61	229,652.55	186,922.03	214,723.42
Bigeye tuna (Tambakol/ Bariles)	329.04	571.18	609.01	57,389.33	123,913.25	94,265.96
Blue crab (Alimasag)	235.67	243.33	237.17	31,878.62	36,445.09	29,598.03
Caesio (Dalagang-bukid)	897.06	1,044.74	1,366.44	113,784.32	158,533.06	217,485.39
Cavalla (Talakitok)	1,094.52	1,202.48	920.92	167,805.07	201,663.95	161,638.93
Crevalle (Salay-salay)	379.40	445.51	523.50	39,470.44	53,076.01	67,473.61
Eastern little tuna (Bonito)	978.59	866.37	627.59	87,031.72	106,846.14	72,108.13
Fimbriated sardines (Tunsoy)	1,383.41	1,201.09	1,126.91	97,415.76	90,526.68	87,161.16
Flying fish (Bolador)	704.67	649.38	697.34	60,903.46	59,894.31	58,769.36
Frigate tuna (Tulingan)	4,168.83	3,261.78	2,448.55	396,339.37	322,384.97	232,175.40
Goatfish (Saramulyete)	653.03	650.69	854.50	75,693.71	80,446.92	118,000.19
Grouper (Lapu-lapu)	812.57	711.78	689.91	135,007.45	160,354.67	156,182.93
Hairtail (Espada)	193.78	249.57	211.80	19,982.12	29,807.11	21,363.30
Indian mackerel (Alumahan)	888.79	835.06	1,232.56	83,362.87	85,762.81	131,605.43
Bali sardinella (Tamban)	4,393.40	3,963.25	3,757.20	152,061.53	143,639.49	139,862.03
Indo-pacific mackerel (Hasa-hasa)	559.50	493.43	477.93	50,082.15	43,315.60	47,951.84
Mullet (Kapak)	150.86	237.99	122.44	14,728.48	35,687.76	15,817.46
Parrot fish (Loro)	1,335.83	1,268.33	1,518.11	114,579.76	116,922.34	159,152.21
Porgies (Pargo)	878.30	846.74	817.06	95,231.61	109,639.00	119,413.72
Round herring (Tulis)	157.48	134.12	101.71	13,823.92	12,634.73	7,656.29
Roundskad (Galunggong)	1,880.25	1,534.11	1,513.83	155,100.54	140,688.07	142,330.29
Siganid (Samaral)	1,324.64	1,255.60	1,056.03	145,547.31	152,134.94	137,454.19
Skipjack (Gulyasan)	3,006.70	2,500.42	2,707.70	267,651.27	243,161.60	259,237.55
Slipmouth (Sapsap)	267.02	320.29	250.72	23,070.14	32,707.42	25,329.29
Snapper (Maya-maya)	750.34	777.95	668.75	112,554.41	148,164.50	135,468.11
Spanish mackerel (Tanigue)	833.42	779.81	729.58	118,009.24	130,157.12	127,140.09
Squid (Pusit)	983.25	967.85	1,012.75	136,281.96	188,644.08	204,395.49
Threadfin bream (Bisugo)	899.28	831.57	662.85	104,867.04	124,029.63	99,217.59
Yellowfin tuna (Tambakol/Bariles)	2,798.71	2,484.46	2,290.89	335,739.82	342,970.25	295,099.68
Others	10,203.25	8,421.83	7,044.21	996,826.53	927,558.16	752,542.92
<b>Agusan del Norte</b>	<b>4,993.35</b>	<b>4,892.35</b>	<b>4,778.83</b>	<b>296,636.26</b>	<b>320,683.88</b>	<b>305,349.10</b>
Acetes (Alamang)	2.38	2.38	2.33	151.16	173.71	179.80
Anchovies (Dilis)	13.29	12.41	12.81	1,112.87	1,062.23	1,147.88
Big-eyed scad (Matangbaka)	58.38	49.17	49.31	6,915.60	6,036.98	6,228.06
Bigeye tuna (Tambakol/ Bariles)	19.85	15.64	16.76	2,584.39	2,019.40	2,212.90
Blue crab (Alimasag)	7.53	7.29	7.33	946.86	904.75	910.67
Caesio (Dalagang-bukid)	10.36	11.70	11.02	1,281.48	1,483.88	1,455.71
Cavalla (Talakitok)	26.53	23.04	20.82	3,798.22	3,442.75	3,135.80
Crevalle (Salay-salay)	10.88	10.02	12.14	1,035.80	990.65	1,208.73
Eastern little tuna (Bonito)	11.64	13.47	15.92	840.64	1,080.68	1,324.71
Fimbriated sardines (Tunsoy)	15.32	14.25	14.98	479.61	464.53	515.97
Flying fish (Bolador)	65.36	63.14	68.20	5,378.72	5,560.32	6,052.04
Frigate tuna (Tulingan)	194.77	194.08	196.44	18,879.14	19,791.90	20,697.98
Goatfish (Saramulyete)	4.45	3.69	5.36	353.25	261.20	430.03
Grouper (Lapu-lapu)	3.34	2.84	2.91	456.22	361.42	442.51
Hairtail (Espada)	15.22	14.07	16.28	2,013.81	1,793.44	2,070.51
Indian mackerel (Alumahan)	36.60	34.32	49.25	4,145.79	3,999.70	5,516.61
Bali sardinella (Tamban)	2,560.83	2,494.47	2,464.67	57,685.60	69,251.76	56,739.51



Freeman Building, J. C. Aquino Ave., Butuan City 8600

(6385) 2255219 – ORD / (6385) 8152878 – SOCD • Telefax: (6385) 8154935  
 psacaraga\_rss013@yahoo.com.ph • www.psa.gov.ph

Table 4. Volume and Value of Marine Municipal Fisheries Production by Species, by, Province, Caraga, 2018-2020 – Continued

Sector	Volume of Production (Metric Tons)			Value of Production ('000 Pesos)		
	2018	2019	2020	2018	2020	2020
(1)	(2)	(3)	(4)	(5)	(6)	(7)
Indo-pacific mackerel (Hasa-hasa)	6.34	5.34	5.64	438.21	385.68	436.29
Mullet (Kapak)	21.75	19.94	18.80	1,812.25	1,709.18	1,634.28
Parrot fish (Loro)	13.45	12.78	14.86	1,310.33	1,208.31	1,539.90
Porgies (Pargo)	0.45	0.51	1.14	54.23	55.89	124.49
Round herring (Tulis)	1.90	1.24	1.30	45.14	28.41	31.69
Roundscad (Galunggong)	159.45	155.67	156.25	14,387.47	14,865.60	15,549.38
Siganid (Samaral)	3.97	3.97	3.89	417.13	415.69	412.63
Skipjack (Gulyasan)	16.11	14.58	17.30	1,435.27	1,313.53	1,558.87
Slipmouth (Sapsap)	13.69	14.80	14.45	1,121.26	1,291.92	1,288.22
Snapper (Maya-maya)	33.11	30.94	30.60	5,694.16	5,017.79	5,092.86
Spanish mackerel (Tanigue)	13.10	13.46	13.86	1,662.71	1,777.03	1,844.81
Squid (Pusit)	16.45	16.61	17.25	2,612.28	2,736.32	2,853.21
Threadfin bream (Bisugo)	20.56	19.42	20.43	2,410.74	2,274.65	2,409.53
Yellowfin tuna (Tambakol/Bariles)	416.57	437.92	406.33	63,612.18	71,754.37	68,908.37
Others	1,199.72	1,179.19	1,090.20	91,563.74	97,170.21	91,395.15
<b>Agusan del Sur</b>	.	.	.	.	.	.
Acetes (Alamang)	.	.	.	.	.	.
Anchovies (Dilis)	.	.	.	.	.	.
Big-eyed scad (Matangbaka)	.	.	.	.	.	.
Bigeye tuna (Tambakol/ Bariles)	.	.	.	.	.	.
Blue crab (Alimasag)	.	.	.	.	.	.
Caesio (Dalagang-bukid)	.	.	.	.	.	.
Cavalla (Talakitok)	.	.	.	.	.	.
Crevalle (Salay-salay)	.	.	.	.	.	.
Eastern little tuna (Bonito)	.	.	.	.	.	.
Fimbriated sardines (Tunsoy)	.	.	.	.	.	.
Flying fish (Bolador)	.	.	.	.	.	.
Frigate tuna (Tulingan)	.	.	.	.	.	.
Goatfish (Saramulyete)	.	.	.	.	.	.
Grouper (Lapu-lapu)	.	.	.	.	.	.
Hairtail (Espada)	.	.	.	.	.	.
Indian mackerel (Alumahan)	.	.	.	.	.	.
Bali sardinella (Tamban)	.	.	.	.	.	.
Indo-pacific mackerel (Hasa-hasa)	.	.	.	.	.	.
Mullet (Kapak)	.	.	.	.	.	.
Parrot fish (Loro)	.	.	.	.	.	.
Porgies (Pargo)	.	.	.	.	.	.
Round herring (Tulis)	.	.	.	.	.	.
Roundscad (Galunggong)	.	.	.	.	.	.
Siganid (Samaral)	.	.	.	.	.	.
Skipjack (Gulyasan)	.	.	.	.	.	.
Slipmouth (Sapsap)	.	.	.	.	.	.
Snapper (Maya-maya)	.	.	.	.	.	.
Spanish mackerel (Tanigue)	.	.	.	.	.	.
Squid (Pusit)	.	.	.	.	.	.
Threadfin bream (Bisugo)	.	.	.	.	.	.
Yellowfin tuna (Tambakol/Bariles)	.	.	.	.	.	.
Others	.	.	.	.	.	.



Freeman Building, J. C. Aquino Ave., Butuan City 8600

(6385) 2255219 – ORD / (6385) 8152878 – SOCD • Telefax: (6385) 8154935  
 psacaraga\_rss013@yahoo.com.ph • www.psa.gov.ph

Table 4. Volume and Value of Marine Municipal Fisheries Production by Species, by, Province, Caraga, 2018-2020 – Continued

Sector	Volume of Production (Metric Tons)			Value of Production ('000 Pesos)		
	2018	2019	2020	2018	2019	2020
(1)	(2)	(3)	(4)	(5)	(6)	(7)
<b>Dinagat Islands</b>	<b>4,153.18</b>	<b>4,116.96</b>	<b>4,106.00</b>	<b>363,830.03</b>	<b>369,345.12</b>	<b>357,108.27</b>
Acetes (Alamang)	..	..	..	..	..	..
Anchovies (Dilis)	207.35	228.13	234.64	13,378.75	13,258.64	13,325.75
Big-eyed scad (Matangbaka)	202.62	223.18	237.39	17,918.28	20,198.33	23,007.90
Bigeye tuna (Tambakol/ Bariles)	19.54	17.69	15.35	3,129.47	3,079.35	2,714.18
Blue crab (Alimasag)	15.98	10.91	11.27	2,139.02	1,630.47	1,648.41
Caesio (Dalagang-bukid)	92.28	87.59	84.51	10,116.86	9,662.02	9,242.99
Cavalla (Talakitok)	81.34	70.66	70.84	11,045.25	9,848.07	10,070.89
Crevalle (Salay-salay)	53.96	48.06	45.77	5,497.18	5,110.28	4,679.58
Eastern little tuna (Bonito)	..	..	..	..	..	..
Fimbriated sardines (Tunsoy)	159.63	172.97	169.66	10,449.52	11,925.95	11,127.12
Flying fish (Bolador)	5.39	3.94	3.83	379.89	285.77	287.25
Frigate tuna (Tulingan)	204.97	191.84	212.21	19,472.93	18,688.54	19,923.89
Goatfish (Saramulyete)	91.27	82.31	78.55	10,519.60	9,931.06	9,883.26
Grouper (Lapu-lapu)	67.44	56.09	53.62	10,549.97	9,765.54	9,646.63
Hairtail (Espada)	..	7.38	6.06	..	437.12	264.35
Indian mackerel (Alumahan)	205.39	229.99	222.38	18,577.08	22,191.83	21,361.17
Bali sardinella (Tamban)	126.50	137.20	134.22	4,437.14	5,835.37	5,392.40
Indo-pacific mackerel (Hasa-hasa)	56.63	61.56	61.90	5,088.33	5,189.73	5,240.96
Mullet (Kapak)	2.95	9.23	10.93	313.38	659.66	730.41
Parrot fish (Loro)	228.36	226.68	216.30	15,488.08	16,245.07	14,495.07
Porgies (Pargo)	101.27	108.28	101.43	11,991.48	12,581.29	11,557.55
Round herring (Tulis)	2.91	3.44	6.17	235.50	160.71	301.61
Roundscad (Galunggong)	173.47	179.06	179.56	14,977.99	15,734.81	16,389.79
Siganid (Samaral)	158.61	159.22	151.05	12,503.63	13,542.85	12,311.00
Skipjack (Gulyasan)	268.48	270.68	265.10	23,817.13	24,645.97	23,682.20
Slipmouth (Sapsap)	17.27	19.85	17.72	1,412.51	1,593.73	1,375.59
Snapper (Maya-maya)	3.71	5.77	4.36	747.68	1,199.40	881.07
Spanish mackerel (Tanigue)	49.94	47.83	47.29	7,517.52	7,903.54	7,829.15
Squid (Pusit)	126.32	110.87	106.76	16,618.58	15,738.11	16,010.50
Threadfin bream (Bisugo)	129.70	106.16	97.71	15,776.79	12,840.55	11,481.33
Yellowfin tuna (Tambakol/Bariles)	257.15	226.67	219.33	30,014.08	27,687.16	23,519.14
Others	1,042.75	1,013.72	1,040.09	69,716.41	71,774.20	68,727.13
<b>Surigao del Norte</b>	<b>24,117.47</b>	<b>20,362.48</b>	<b>18,613.06</b>	<b>2,245,994.83</b>	<b>2,112,147.58</b>	<b>2,053,627.00</b>
Acetes (Alamang)	..	..	..	..	..	..
Anchovies (Dilis)	652.47	573.11	556.94	45,696.68	43,212.21	44,256.78
Big-eyed scad (Matangbaka)	1,433.67	1,038.53	944.60	127,196.51	100,390.97	101,807.53
Bigeye tuna (Tambakol/ Bariles)	60.78	20.22	14.79	11,633.03	4,450.35	3,256.01
Blue crab (Alimasag)	90.71	82.99	71.03	12,700.30	11,520.39	9,369.57
Caesio (Dalagang-bukid)	550.38	533.51	572.21	63,348.29	74,068.60	86,066.29
Cavalla (Talakitok)	503.42	556.38	521.81	68,002.01	86,218.46	88,489.06
Crevalle (Salay-salay)	219.05	196.21	194.32	22,879.53	20,284.63	21,682.10
Eastern little tuna (Bonito)	316.94	268.52	269.21	27,385.80	24,597.06	24,082.34
Fimbriated sardines (Tunsoy)	1,058.57	929.06	931.60	77,286.00	71,566.93	74,237.67
Flying fish (Bolador)	399.98	344.91	323.91	31,196.09	27,810.70	25,964.81
Frigate tuna (Tulingan)	1,213.86	1,073.37	1,022.37	99,512.93	95,034.86	95,766.02
Goatfish (Saramulyete)	424.18	383.35	357.96	47,895.92	47,897.69	45,738.70
Grouper (Lapu-lapu)	442.70	339.40	307.79	67,011.91	73,261.35	64,055.43
Hairtail (Espada)	104.53	128.78	122.98	10,218.15	15,863.66	12,622.43
Indian mackerel (Alumahan)	506.57	475.54	506.22	44,152.11	47,988.72	53,094.51
Bali sardinella (Tamban)	1,402.41	1,131.64	949.27	75,481.73	55,313.28	64,658.13



Freeman Building, J. C. Aquino Ave., Butuan City 8600

(6385) 2255219 – ORD / (6385) 8152878 – SOCD • Telefax: (6385) 8154935  
 psacaraga\_rss013@yahoo.com.ph • www.psa.gov.ph

Table 4. Volume and Value of Marine Municipal Fisheries Production by Species, by, Province, Caraga, 2018-2020 – Concluded

Sector	Volume of Production (Metric Tons)			Value of Production ('000 Pesos)		
	2018	2019	2020	2018	2019	2020
(1)	(2)	(3)	(4)	(5)	(6)	(7)
Indo-pacific mackerel (Hasa-hasa)	392.58	378.25	317.39	30,182.22	30,106.94	25,789.32
Mullet (Kapak)	49.56	30.29	22.17	4,167.73	2,461.04	1,727.01
Parrot fish (Loro)	816.36	804.52	879.43	68,587.29	73,278.70	91,159.68
Porgies (Pargo)	670.31	647.74	563.69	69,974.19	85,537.79	77,561.13
Round herring (Tulis)	45.31	24.42	23.19	2,739.11	1,586.43	1,259.27
Roundscad (Galunggong)	1,159.57	917.57	911.08	88,251.99	76,154.09	88,271.63
Siganid (Samaral)	756.42	620.98	580.92	80,152.64	70,362.19	71,677.98
Skipjack (Gulyasan)	2,158.29	1,838.84	1,628.11	179,984.46	163,909.92	152,870.99
Slipmouth (Sapsap)	63.68	73.91	62.52	4,986.15	6,638.71	6,038.68
Snapper (Maya-maya)	394.63	303.33	229.34	45,608.17	37,407.04	32,292.48
Spanish mackerel (Tanigue)	545.58	529.00	498.47	69,545.28	77,860.02	77,854.04
Squid (Pusit)	682.78	519.54	422.05	93,438.01	86,596.40	65,488.21
Threadfin bream (Bisugo)	503.82	401.68	339.42	52,247.27	52,529.56	49,668.72
Yellowfin tuna (Tambakol/Bariles)	1,073.21	976.67	1,028.00	109,441.37	115,160.26	117,873.65
Others	5,425.15	4,220.22	3,440.27	515,091.96	433,078.63	378,946.83
<b>Surigao del Sur</b>	<b>13,914.25</b>	<b>12,259.62</b>	<b>11,492.47</b>	<b>1,612,889.93</b>	<b>1,863,938.97</b>	<b>1,676,817.23</b>
Acetes (Alamang)	33.74	24.38	0.98	2,489.02	1,811.78	245.00
Anchovies (Dilis)	793.22	319.57	47.09	24,650.07	17,965.29	3,126.40
Big-eyed scad (Matangbaka)	639.54	409.84	626.31	77,622.16	60,295.75	83,679.93
Bigeye tuna (Tambakol/ Bariles)	228.87	517.63	562.11	40,042.44	114,364.15	86,082.87
Blue crab (Alimasag)	121.45	142.14	147.54	16,092.44	22,389.48	17,669.38
Caesio (Dalagang-bukid)	244.04	411.94	698.70	39,037.69	73,318.56	120,720.40
Cavalla (Talakitok)	483.23	552.40	307.45	84,959.59	102,154.67	59,943.18
Crevalle (Salay-salay)	95.51	191.22	271.27	10,057.93	26,690.45	39,903.20
Eastern little tuna (Bonito)	650.01	584.38	342.46	58,805.28	81,168.40	46,701.08
Fimbriated sardines (Tunsoy)	149.89	84.81	10.67	9,200.63	6,569.27	1,280.40
Flying fish (Bolador)	233.94	237.39	301.40	23,948.76	26,237.52	26,465.26
Frigate tuna (Tulingan)	2,555.23	1,802.49	1,017.53	258,474.37	188,869.67	95,787.51
Goatfish (Saramulyete)	133.13	181.34	412.63	16,924.94	22,356.97	61,948.20
Grouper (Lapu-lapu)	299.09	313.45	325.59	56,989.35	76,966.36	82,038.36
Hairtail (Espada)	74.03	99.34	66.48	7,750.16	11,712.89	6,406.01
Indian mackerel (Alumahan)	140.23	95.21	454.71	16,487.89	11,582.56	51,633.14
Bali sardinella (Tamban)	303.66	199.94	209.04	14,457.06	13,239.08	13,071.99
Indo-pacific mackerel (Hasa-hasa)	103.95	48.28	93.00	14,373.39	7,633.25	16,485.27
Mullet (Kapak)	76.60	178.53	70.54	8,435.12	30,857.88	11,725.76
Parrot fish (Loro)	277.66	224.35	407.52	29,194.06	26,190.26	51,957.56
Porgies (Pargo)	106.27	90.21	150.80	13,211.71	11,464.03	30,170.55
Round herring (Tulis)	107.36	105.02	71.05	10,804.17	10,859.18	6,063.72
Roundscad (Galunggong)	387.76	281.81	266.94	37,483.09	33,933.57	22,119.49
Siganid (Samaral)	405.64	471.43	320.17	52,473.91	67,814.21	53,052.58
Skipjack (Gulyasan)	563.82	376.32	797.19	62,414.41	53,292.18	81,125.49
Slipmouth (Sapsap)	172.38	211.73	156.03	15,550.22	23,183.06	16,626.80
Snapper (Maya-maya)	318.89	437.91	404.45	60,504.40	104,540.27	97,201.70
Spanish mackerel (Tanigue)	224.80	189.52	169.96	39,283.73	42,616.53	39,612.09
Squid (Pusit)	157.70	320.83	466.69	23,613.09	83,573.25	120,043.57
Threadfin bream (Bisugo)	245.20	304.31	205.29	34,432.24	56,384.87	35,658.01
Yellowfin tuna (Tambakol/Bariles)	1,051.78	843.20	637.23	132,672.19	128,368.46	84,798.52
Others	2,535.63	2,008.70	1,473.65	320,454.42	325,535.12	213,473.81

.Data not Available, ..No reported data



Freeman Building, J. C. Aquino Ave., Butuan City 8600

(6385) 2255219 – ORD / (6385) 8152878 – SOCD • Telefax: (6385) 8154935  
 psacaraga\_rss013@yahoo.com.ph • www.psa.gov.ph

Table 5. Volume and Value of Inland Municipal Fisheries Production by Species, by, Province, Caraga, 2018-2020

Sector	Volume of Production (Metric Tons)			Value of Production ('000 Pesos)		
	2018	2019	2020	2018	2019	2020
(1)	(2)	(3)	(4)	(5)	(6)	(7)
<b>Caraga</b>	<b>4,685.31</b>	<b>4,255.81</b>	<b>3,875.84</b>	<b>262,467.24</b>	<b>318,860.27</b>	<b>340,143.60</b>
<b>FISH</b>	3,108.51	3,085.16	2,672.43	200,595.07	232,389.05	223,809.19
Carp	348.53	395.96	366.32	22,283.69	30,327.51	29,599.94
Catfish (Hito)	197.81	177.87	158.78	12,419.33	12,491.24	13,914.84
Catfish (Kanduli)	10.49	2.91	3.88	557.02	151.15	239.94
Climbing perch (Martiniko)	3.69	3.63	3.56	217.93	239.29	232.13
Eel (Igat)	53.75	91.12	30.94	7,550.69	12,378.44	4,566.38
Freshwater goby (Biya)	478.95	469.83	441.30	20,688.24	20,779.62	21,194.27
Gourami	91.42	80.72	72.98	3,769.32	3,544.65	3,859.15
Milkfish (Bangus)	36.69	27.87	30.77	2,890.65	2,421.49	2,915.89
Mudfish (Dalag)	378.96	307.46	266.96	24,314.41	22,176.22	25,704.84
Mullet (Kapak)	66.75	101.25	86.76	7,024.77	9,537.18	9,107.78
Mullet (Ludong)	6.90	6.30	4.28	335.13	311.59	208.64
Sardines (Tawilis)	8.03	6.96	15.61	240.90	203.93	411.84
Silver perch (Ayungin)	7.49	11.52	0.10	355.46	592.16	5.00
Spade fish (Kitang)	19.79	37.55	33.30	2,480.39	4,606.57	5,414.33
Stary goby (Dulong)	120.26	92.40	84.76	6,786.41	5,238.75	5,942.97
Tarpon (Buan Buan)	2.49	3.94	7.67	187.83	248.95	709.88
Tilapia	837.96	851.70	721.98	57,608.88	69,382.18	66,979.22
Big head carp	..	0.66	7.83	..	63.69	678.94
Other fishes	438.55	415.51	334.65	30,884.02	37,694.44	32,123.21
<b>CRUSTACEANS</b>	350.79	402.02	512.23	47,453.91	71,661.76	96,687.33
Blue crab (Alimasag)	9.19	9.32	19.75	1,083.20	1,334.97	2,729.48
Endeavor prawn (Suahe)	3.79	5.18	9.18	624.48	902.30	1,693.13
Freshwater crab (Talangka)	21.54	25.11	24.64	1,130.25	1,519.49	1,363.61
Freshwater shrimp (Hipon)	139.66	143.64	147.63	11,362.81	11,360.16	16,940.35
Lobster (Ulang)	24.81	46.02	49.75	2,220.91	4,704.05	4,925.13
Mud crab (Alimango)	88.81	97.82	139.54	23,424.51	37,110.11	54,609.04
Tiger prawn (Sugpo)	9.13	21.01	13.61	2,851.39	9,350.57	4,659.63
White shrimp (Hipong Puti)	35.73	36.18	44.83	3,399.44	4,081.59	7,206.80
Other crustaceans	18.13	17.74	63.30	1,356.92	1,298.52	2,560.16
<b>MOLLUSCS</b>	1,226.01	768.63	691.18	14,418.26	14,809.46	19,647.08
Clams (Kabibi)	395.68	244.10	155.94	5,102.68	3,986.38	6,019.86
Freshwater clams (Tulya)	609.86	300.43	260.36	4,755.30	5,550.65	6,035.74
Oyster (Talaba)	55.21	53.13	77.40	2,140.24	2,019.81	2,645.24
Shell (Kuhol)	11.50	10.87	22.89	84.62	125.72	263.06
Snail (Suso)	100.64	85.05	100.21	870.99	1,102.86	1,374.21
Other molluscs	53.12	75.05	74.38	1,464.43	2,024.04	3,308.97
<b>Agusan del Norte</b>	<b>1,571.82</b>	<b>1,527.95</b>	<b>1,619.96</b>	<b>109,769.79</b>	<b>100,993.18</b>	<b>125,326.87</b>
<b>FISH</b>	1,034.76	986.76	1,026.58	71,096.53	69,850.68	80,097.77
Carp	55.62	115.40	145.52	4,313.67	9,388.66	12,830.31
Catfish (Hito)	27.30	21.61	21.37	1,763.50	1,415.52	1,366.23
Catfish (Kanduli)	10.49	2.91	2.95	557.02	151.15	184.14
Climbing perch (Martiniko)	3.69	3.63	3.56	217.93	239.29	232.13
Eel (Igat)	6.97	7.71	14.34	1,132.85	1,135.10	2,236.34
Freshwater goby (Biya)	262.63	248.62	251.84	13,727.61	12,121.83	12,792.17
Gourami	16.94	14.49	13.26	694.61	644.63	888.17
Milkfish (Bangus)	36.69	22.11	20.24	2,890.65	1,765.63	1,642.28
Mudfish (Dalag)	32.42	29.48	26.14	2,124.09	1,984.16	2,356.43
Mullet (Kapak)	31.22	26.01	26.63	2,401.92	2,176.44	2,401.26
Mullet (Ludong)	6.90	6.30	4.17	335.13	311.59	205.89



Management System  
ISO 9001:2015



www.tuv.com  
ID 9108640991

Freeman Building, J. C. Aquino Ave., Butuan City 8600

☎ (6385) 2255219 – ORD / (6385) 8152878 – SOCD ● Telefax: (6385) 8154935  
✉ psacaraga\_rss013@yahoo.com.ph ● www.psa.gov.ph

Table 5. Volume and Value of Inland Municipal Fisheries Production by Species, by, Province, Caraga, 2018-2020 – Continued

Sector	Volume of Production (Metric Tons)			Value of Production ('000 Pesos)		
	2018	2019	2020	2018	2019	2020
(1)	(2)	(3)	(4)	(5)	(6)	(7)
Sardines (Tawilis)	8.03	6.96	15.61	240.90	203.93	411.84
Silver perch (Ayungin)	..	..	..	..	..	..
Spade fish (Kitang)	5.89	3.90	4.24	670.90	418.92	450.65
Starry goby (Dulong)	120.26	90.90	84.76	6,786.41	5,118.75	5,942.97
Tarpon (Buan Buan)	1.40	2.52	3.45	72.29	133.70	177.60
Tilapia	209.52	206.18	219.13	15,841.27	15,696.71	20,311.68
Big head carp	..	0.58	7.83	..	47.69	678.94
Other fishes	198.79	177.45	161.54	17,325.78	16,896.98	14,988.74
<b>CRUSTACEANS</b>	<b>276.64</b>	<b>236.61</b>	<b>261.28</b>	<b>33,196.48</b>	<b>24,945.77</b>	<b>37,260.63</b>
Blue crab (Alimasag)	9.19	6.09	6.59	1,083.20	701.55	755.10
Endeavor prawn (Suahe)	3.79	3.83	5.58	624.48	598.17	849.85
Freshwater crab (Talangka)	21.54	15.53	21.28	1,130.25	844.56	1,059.81
Freshwater shrimp (Hipun)	131.56	133.20	125.59	10,097.93	10,023.30	12,762.84
Lobster (Ulang)	6.18	4.46	11.23	538.56	357.65	359.48
Mud crab (Alimango)	50.09	29.17	34.10	13,765.04	8,139.65	12,169.58
Tiger prawn (Sugpo)	7.06	3.82	11.49	2,318.89	1,085.85	4,069.61
White shrimp (Hipong Puti)	31.42	28.05	31.38	2,782.86	2,534.17	4,511.86
Other crustaceans	15.81	12.46	14.04	855.27	660.87	722.50
<b>MOLLUSCS</b>	<b>260.42</b>	<b>304.58</b>	<b>332.10</b>	<b>5,476.78</b>	<b>6,196.73</b>	<b>7,968.47</b>
Clams (Kabibi)	17.17	16.55	20.93	510.41	511.13	697.60
Freshwater clams (Tulya)	124.31	142.78	146.44	1,764.64	2,111.95	2,604.91
Oyster (Talaba)	51.94	52.44	57.15	1,976.74	1,957.81	2,366.76
Shell (Kuhol)	4.89	6.91	14.57	55.49	69.29	168.22
Snail (Suso)	34.32	54.01	57.72	379.14	578.33	714.93
Other molluscs	27.79	31.89	35.29	790.36	968.22	1,416.05
<b>Agusan del Sur</b>	<b>1,040.40</b>	<b>951.52</b>	<b>861.86</b>	<b>57,672.87</b>	<b>61,662.92</b>	<b>71,448.69</b>
<b>FISH</b>	<b>1,035.23</b>	<b>948.65</b>	<b>849.92</b>	<b>56,702.39</b>	<b>61,532.97</b>	<b>71,208.99</b>
Carp	204.48	195.82	168.97	10,285.93	11,512.38	11,798.70
Catfish (Hito)	126.45	129.59	113.52	7,666.97	8,929.96	10,393.31
Catfish (Kanduli)	..	..	..	..	..	..
Climbing perch (Martiniko)	..	..	..	..	..	..
Eel (Igat)	0.98	4.36	1.76	185.00	655.40	186.00
Freshwater goby (Biya)	..	..	..	..	..	..
Gourami	74.48	66.14	59.01	3,074.71	2,897.50	2,937.67
Milkfish (Bangus)	..	..	..	..	..	..
Mudfish (Dalag)	277.73	239.00	218.62	17,162.67	16,938.65	21,287.35
Mullet (Kapak)	..	0.25	1.51	..	25.00	139.76
Mullet (Ludong)	..	..	..	..	..	..
Sardines (Tawilis)	..	..	..	..	..	..
Silver perch (Ayungin)	..	..	..	..	..	..
Spade fish (Kitang)	..	..	..	..	..	..
Starry goby (Dulong)	..	..	..	..	..	..
Tarpon (Buan Buan)	..	..	..	..	..	..
Tilapia	291.08	265.26	246.45	16,452.65	18,333.93	22,230.67
Big head carp	..	..	..	..	..	..
Other fishes	60.03	48.23	40.08	1,874.46	2,240.15	2,235.53
<b>CRUSTACEANS</b>	<b>5.17</b>	<b>0.72</b>	<b>0.32</b>	<b>970.48</b>	<b>76.20</b>	<b>46.58</b>
Blue crab (Alimasag)	..	..	..	..	..	..
Endeavor prawn (Suahe)	..	..	..	..	..	..
Freshwater crab (Talangka)	..	..	..	..	..	..
Freshwater shrimp (Hipun)	2.85	0.72	0.32	468.83	76.20	46.58
Lobster (Ulang)	..	..	..	..	..	..
Mud crab (Alimango)	..	..	..	..	..	..
Tiger prawn (Sugpo)	..	..	..	..	..	..



Freeman Building, J. C. Aquino Ave., Butuan City 8600

(6385) 2255219 – ORD / (6385) 8152878 – SOCD • Telefax: (6385) 8154935  
 psacaraga\_rss013@yahoo.com.ph • www.psa.gov.ph



Table 5. Volume and Value of Inland Municipal Fisheries Production by Species, by, Province, Caraga, 2018-2020 – Continued

Sector	Volume of Production (Metric Tons)			Value of Production ('000 Pesos)		
	2018	2019	2020	2018	2019	2020
(1)	(2)	(3)	(4)	(5)	(6)	(7)
White shrimp (Hipong Puti)	..	..	..	..	..	..
Other crustaceans	2.32	..	..	501.65	..	..
<b>MOLLUSCS</b>	..	2.15	11.62	..	53.75	193.12
Clams (Kabibi)	..	..	..	..	..	..
Freshwater clams (Tulya)	..	..	..	..	..	..
Oyster (Talaba)	..	..	..	..	..	..
Shell (Kuhol)	..	..	6.20	..	..	66.22
Snail (Suso)	..	2.15	5.42	..	53.75	126.90
Other molluscs	..	..	..	..	..	..
<b>Dinagat Islands</b>	..	<b>13.56</b>	<b>18.80</b>	..	<b>1,522.65</b>	<b>1,718.25</b>
<b>FISH</b>	..	2.00	8.12	..	116.54	553.72
Carp	..	..	..	..	..	..
Catfish (Hito)	..	..	0.41	..	..	16.91
Catfish (Kanduli)	..	..	..	..	..	..
Climbing perch (Martiniko)	..	..	..	..	..	..
Eel (Igat)	..	..	0.33	..	..	12.07
Freshwater goby (Biya)	..	..	..	..	..	..
Gourami	..	0.09	..	..	2.52	..
Milkfish (Bangus)	..	..	..	..	..	..
Mudfish (Dalaq)	..	0.08	0.36	..	2.40	11.05
Mullet (Kapak)	..	0.80	1.13	..	46.73	62.97
Mullet (Ludong)	..	..	0.11	..	..	2.75
Sardines (Tawilis)	..	..	..	..	..	..
Silver perch (Ayungin)	..	..	..	..	..	..
Spade fish (Kitang)	..	..	..	..	..	..
Starry goby (Dulong)	..	..	..	..	..	..
Tarpon (Buan Buan)	..	..	..	..	..	..
Tilapia	..	0.18	0.05	..	17.11	4.86
Big head carp	..	..	..	..	..	..
Other fishes	..	0.85	5.73	..	47.78	443.11
<b>CRUSTACEANS</b>	..	7.05	6.59	..	1,310.66	1,054.76
Blue crab (Alimasaq)	..	0.13	0.57	..	20.47	78.56
Endeavor prawn (Suahe)	..	..	..	..	..	..
Freshwater crab (Talangka)	..	..	..	..	..	..
Freshwater shrimp (Hipon)	..	..	..	..	..	..
Lobster (Ulang)	..	0.28	0.25	..	40.80	37.50
Mud crab (Alimango)	..	2.32	1.83	..	804.24	669.65
Tiger prawn (Sugpo)	..	..	0.05	..	..	12.50
White shrimp (Hipong Puti)	..	..	..	..	..	..
Other crustaceans	..	4.32	3.89	..	445.15	256.55
<b>MOLLUSCS</b>	..	4.51	4.09	..	95.45	109.77
Clams (Kabibi)	..	..	0.24	..	..	5.40
Freshwater clams (Tulya)	..	..	..	..	..	..
Oyster (Talaba)	..	..	..	..	..	..
Shell (Kuhol)	..	2.12	1.60	..	49.07	26.93
Snail (Suso)	..	0.05	..	..	1.36	..
Other molluscs	..	2.34	2.25	..	45.02	77.44
<b>Surigao del Norte</b>	<b>742.47</b>	<b>705.12</b>	<b>575.75</b>	<b>40,332.84</b>	<b>51,213.52</b>	<b>43,499.74</b>
<b>FISH</b>	667.60	640.18	524.44	37,318.60	46,122.84	38,857.79
Carp	35.59	48.25	35.43	2,732.64	4,945.80	3,385.53
Catfish (Hito)	36.06	24.01	21.97	2,223.51	1,923.09	1,989.19
Catfish (Kanduli)	..	..	..	..	..	..
Climbing perch (Martiniko)	..	..	..	..	..	..
Eel (Igat)	6.81	5.24	2.88	1,446.56	1,185.60	692.51
Freshwater goby (Biya)	216.32	221.21	183.74	6,960.63	8,657.79	7,944.50
Gourami	..	..	..	..	..	..
Milkfish (Bangus)	..	..	..	..	..	..



Freeman Building, J. C. Aquino Ave., Butuan City 8600

(6385) 2255219 – ORD / (6385) 8152878 – SOCD • Telefax: (6385) 8154935  
 psacaraga\_rss013@yahoo.com.ph • www.psa.gov.ph

Table 5. Volume and Value of Inland Municipal Fisheries Production by Species, by, Province, Caraga, 2018-2020 – Continued

Sector	Volume of Production (Metric Tons)			Value of Production ('000 Pesos)		
	2018	2019	2020	2018	2019	2020
(1)	(2)	(3)	(4)	(5)	(6)	(7)
Mudfish (Dalag)	30.52	21.97	19.28	2,105.14	1,730.43	1,747.87
Mullet (Kapak)	4.22	2.46	2.10	349.72	199.43	164.08
Mullet (Ludong)	..	..	..	..	..	..
Sardines (Tawilis)	..	..	..	..	..	..
Silver perch (Ayungin)	..	..	..	..	..	..
Spade fish (Kitang)	..	..	..	..	..	..
Starry goby (Dulong)	..	..	..	..	..	..
Tarpon (Buan Buan)	..	..	..	..	..	..
Tilapia	189.29	239.71	199.95	12,924.57	22,390.09	19,238.44
Big head carp	..	..	..	..	..	..
Other fishes	148.79	77.33	59.09	8,575.83	5,090.61	3,695.67
<b>CRUSTACEANS</b>	28.20	47.03	39.49	2,718.13	4,969.35	4,566.89
Blue crab (Alimasag)	..	..	..	..	..	..
Endeavor prawn (Suahe)	..	0.64	..	..	176.33	..
Freshwater crab (Talangka)	..	..	..	..	..	..
Freshwater shrimp (Hipon)	..	..	..	..	..	..
Lobster (Ulang)	18.63	39.24	32.58	1,682.35	4,101.60	3,795.86
Mud crab (Alimango)	9.57	7.15	6.91	1,035.78	691.42	771.03
Tiger prawn (Sugpo)	..	..	..	..	..	..
White shrimp (Hipong Puti)	..	..	..	..	..	..
Other crustaceans	..	..	..	..	..	..
<b>MOLLUSCS</b>	46.67	17.91	11.82	296.11	121.33	75.06
Clams (Kabibi)	5.14	3.41	2.95	63.29	43.35	28.19
Freshwater clams (Tulya)	..	..	..	..	..	..
Oyster (Talaba)	..	..	..	..	..	..
Shell (Kuhol)	6.61	1.84	0.52	29.13	7.36	1.69
Snail (Suso)	34.92	12.66	8.35	203.69	70.62	45.18
Other molluscs	..	..	..	..	..	..
<b>Surigao del Sur</b>	<b>1,330.62</b>	<b>1,057.66</b>	<b>799.47</b>	<b>54,691.74</b>	<b>103,468.00</b>	<b>98,150.05</b>
<b>FISH</b>	370.92	507.57	263.37	35,477.55	54,766.02	33,090.92
Carp	52.84	36.49	16.40	4,951.45	4,480.67	1,585.40
Catfish (Hito)	8.00	2.66	1.51	765.35	222.67	149.20
Catfish (Kanduli)	..	..	0.93	..	..	55.80
Climbing perch (Martiniko)	..	..	..	..	..	..
Eel (Igat)	38.99	73.81	11.63	4,786.28	9,402.34	1,439.46
Freshwater goby (Biya)	..	..	5.72	..	..	457.60
Gourami	..	..	0.71	..	..	33.31
Milkfish (Bangus)	..	5.76	10.53	..	655.86	1,273.61
Mudfish (Dalag)	38.29	16.93	2.56	2,922.51	1,520.58	302.14
Mullet (Kapak)	31.31	71.73	55.39	4,273.13	7,089.58	6,339.71
Mullet (Ludong)	..	..	..	..	..	..
Sardines (Tawilis)	..	..	..	..	..	..
Silver perch (Ayungin)	7.49	11.52	0.10	355.46	592.16	5.00
Spade fish (Kitang)	13.90	33.65	29.06	1,809.49	4,187.65	4,963.68
Starry goby (Dulong)	..	1.50	..	..	120.00	..
Tarpon (Buan Buan)	1.09	1.42	4.22	115.54	115.25	532.28
Tilapia	148.07	140.37	56.40	12,390.39	12,944.34	5,193.57
Big head carp	..	0.08	..	..	16.00	..
Other fishes	30.94	111.65	68.21	3,107.95	13,418.92	10,760.16
<b>CRUSTACEANS</b>	40.78	110.61	204.55	10,568.82	40,359.78	53,758.47
Blue crab (Alimasag)	..	3.10	12.59	..	612.95	1,895.82
Endeavor prawn (Suahe)	..	0.71	3.60	..	127.80	843.28
Freshwater crab (Talangka)	..	9.58	3.36	..	674.93	303.80
Freshwater shrimp (Hipon)	5.25	9.72	21.72	796.05	1,260.66	4,130.93
Lobster (Ulang)	..	2.04	5.69	..	204.00	732.29
Mud crab (Alimango)	29.15	59.18	96.70	8,623.69	27,474.80	40,998.78
Tiger prawn (Sugpo)	2.07	17.19	2.07	532.50	8,264.72	577.52



Freeman Building, J. C. Aquino Ave., Butuan City 8600

(6385) 2255219 – ORD / (6385) 8152878 – SOCD • Telefax: (6385) 8154935  
 psacaraga\_rss013@yahoo.com.ph • www.psa.gov.ph

Table 5. Volume and Value of Inland Municipal Fisheries Production by Species, by, Province, Caraga, 2018-2020 – Concluded

Sector	Volume of Production (Metric Tons)			Value of Production ('000 Pesos)		
	2018	2019	2020	2018	2020	2020
(1)	(2)	(3)	(4)	(5)	(6)	(7)
White shrimp (Hipong Puti)	4.31	8.13	13.45	616.58	1,547.42	2,694.94
Other crustaceans	..	0.96	45.37	..	192.50	1,581.11
<b>MOLLUSCS</b>	918.92	439.48	331.55	8,645.37	8,342.20	11,300.66
Clams (Kabibi)	373.37	224.14	131.82	4,528.98	3,431.90	5,288.67
Freshwater clams (Tulya)	485.55	157.65	113.92	2,990.66	3,438.70	3,430.83
Oyster (Talaba)	3.27	0.69	20.25	163.50	62.00	278.48
Shell (Kuhol)	..	..	..	..	..	..
Snail (Suso)	31.40	16.18	28.72	288.16	398.80	487.20
Other molluscs	25.33	40.82	36.84	674.07	1,010.80	1,815.48

.Data not Available, ..No reported data

Table 6. Volume and Value of Aquaculture Fisheries Production by Species, by, Province, Caraga, 2018-2020

Sector	Volume of Production (Metric Tons)			Value of Production ('000 Pesos)		
	2018	2019	2020	2018	2019	2020
(1)	(2)	(3)	(4)	(5)	(6)	(7)
<b>Caraga</b>	<b>15,319.28</b>	<b>15,032.66</b>	<b>14,944.99</b>	<b>1,035,301.67</b>	<b>1,137,847.82</b>	<b>950,512.86</b>
Milkfish	4,706.89	5,385.41	4,839.90	506,916.13	627,179.89	520,591.36
Tilapia	224.58	149.15	125.46	20,958.70	14,446.01	14,704.12
Tiger Prawn	246.85	142.81	90.11	104,620.07	59,539.66	29,890.40
Mudcrab	322.31	293.27	301.07	119,750.95	137,576.75	110,509.46
Endeavor Prawn	1.04	0.38	0.33	253.72	92.95	87.73
White Shrimp	3.14	3.95	4.04	610.82	782.32	849.18
Grouper	..	0.07	0.06	..	70.00	21.75
Siganid	0.09	0.92	1.20	8.50	109.30	228.40
Spiny Lobster	8.55	7.59	2.50	24,937.83	19,854.11	3,512.97
Carp	0.11	0.12	0.12	10.78	13.14	11.02
Catfish	0.02	0.02	0.06	1.64	2.20	7.14
Gourami	..	..	..	..	..	..
Mudfish	0.06	0.09	0.10	5.35	8.82	8.09
Freshwater Prawn	..	..	0.17	..	..	20.40
Others	605.19	580.68	463.01	185,117.69	186,678.66	162,465.18
Oyster	..	0.04	..	..	1.20	..
Mussel	..	..	..	..	..	..
Seaweed	9,200.45	8,468.17	9,116.88	72,109.49	91,492.81	107,605.66
<b>Agusan del Norte</b>	<b>3,430.45</b>	<b>3,560.51</b>	<b>3,297.09</b>	<b>520,689.60</b>	<b>567,506.48</b>	<b>463,620.28</b>
Milkfish	2,758.86	2,929.13	2,825.58	289,447.53	337,253.34	290,559.65
Tilapia	4.84	5.45	6.16	356.18	426.54	535.21
Tiger Prawn	69.91	59.82	17.61	38,691.23	30,502.36	7,866.77
Mudcrab	54.13	42.67	42.23	21,308.62	26,480.57	19,721.14
Endeavor Prawn	0.42	-	-	100.00	0.10	1.75
White Shrimp	0.09	-	0.01	13.13	0.45	1.19
Grouper	..	..	..	..	..	..
Siganid	..	..	..	..	..	..
Spiny Lobster	..	..	..	..	..	..
Carp	..	..	..	..	..	..
Catfish	..	..	..	..	..	..
Gourami	..	..	..	..	..	..



Management System  
ISO 9001:2015  
www.tuv.com  
ID 9108640991



Freeman Building, J. C. Aquino Ave., Butuan City 8600

(6385) 2255219 – ORD / (6385) 8152878 – SOCD ● Telefax: (6385) 8154935  
psacaraga\_rss013@yahoo.com.ph ● www.psa.gov.ph

Table 6. Volume and Value of Aquaculture Fisheries Production by Species, by, Province, Caraga, 2018-2020 – Continued

Sector	Volume of Production (Metric Tons)			Value of Production ('000 Pesos)		
	2018	2019	2020	2018	2019	2020
(1)	(2)	(3)	(4)	(5)	(6)	(7)
Mudfish	..	..	..	..	..	..
Freshwater Prawn	..	..	..	..	..	..
Others	542.20	523.44	405.50	170,772.91	172,843.12	144,934.57
Oyster	..	..	..	..	..	..
Mussel	..	..	..	..	..	..
Seaweed	..	..	..	..	..	..
<b>Agusan del Sur</b>	<b>80.14</b>	<b>41.83</b>	<b>41.83</b>	<b>7,410.71</b>	<b>4,149.03</b>	<b>4,941.11</b>
Milkfish	..	..	..	..	..	..
Tilapia	80.05	41.68	41.65	7,403.27	4,134.71	4,925.52
Tiger Prawn	..	..	..	..	..	..
Mudcrab	..	..	..	..	..	..
Endeavor Prawn	..	..	..	..	..	..
White Shrimp	..	..	..	..	..	..
Grouper	..	..	..	..	..	..
Siganid	..	..	..	..	..	..
Spiny Lobster	..	..	..	..	..	..
Carp	0.01	0.03	0.05	0.45	2.80	3.46
Catfish	0.02	0.02	0.04	1.64	2.20	4.44
Gourami	..	..	..	..	..	..
Mudfish	0.06	0.09	0.09	5.35	8.82	7.69
Freshwater Prawn	..	..	..	..	..	..
Others	..	0.01	..	..	0.50	..
Oyster	..	..	..	..	..	..
Mussel	..	..	..	..	..	..
Seaweed	..	..	..	..	..	..
<b>Dinagat Islands</b>	<b>253.12</b>	<b>86.18</b>	<b>55.77</b>	<b>22,603.46</b>	<b>21,628.49</b>	<b>5,900.56</b>
Milkfish	8.89	18.41	14.88	773.15	2,332.25	2,151.74
Tilapia	1.86	1.23	0.87	183.98	135.24	100.10
Tiger Prawn	0.15	0.26	..	55.49	91.35	..
Mudcrab	0.14	0.01	0.06	21.38	6.00	24.94
Endeavor Prawn	..	..	..	..	..	..
White Shrimp	..	..	..	..	..	..
Grouper	..	..	..	..	..	..
Siganid	0.09	0.92	0.32	8.50	109.30	39.65
Spiny Lobster	5.63	6.76	1.68	16,871.35	17,426.31	2,470.82
Carp	..	0.09	0.02	..	10.34	2.56
Catfish	..	..	..	..	..	..
Gourami	..	..	..	..	..	..
Mudfish	..	..	0.01	..	..	0.40
Freshwater Prawn	..	..	..	..	..	..
Others	0.10	0.02	0.13	182.50	55.00	13.76
Oyster	..	..	..	..	..	..
Mussel	..	..	..	..	..	..
Seaweed	236.27	58.47	37.82	4,507.11	1,462.70	1,096.59
<b>Surigao del Norte</b>	<b>531.60</b>	<b>549.51</b>	<b>523.51</b>	<b>76,970.82</b>	<b>82,897.02</b>	<b>85,863.67</b>
Milkfish	295.37	376.66	371.29	26,259.04	39,610.76	41,820.65
Tilapia	32.88	34.44	33.12	2,642.36	2,813.21	4,226.47
Tiger Prawn	53.61	46.15	39.04	20,894.48	14,854.60	13,125.75



Management System  
ISO 9001:2015  
www.tuv.com  
ID 9108640991



Freeman Building, J. C. Aquino Ave., Butuan City 8600

(6385) 2255219 – ORD / (6385) 8152878 – SOCD • Telefax: (6385) 8154935  
psacaraga\_rssso13@yahoo.com.ph • www.psa.gov.ph

Table 6. Volume and Value of Aquaculture Fisheries Production by Species, by, Province, Caraga, 2018-2020 – Concluded

Sector	Volume of Production (Metric Tons)			Value of Production ('000 Pesos)		
	2018	2019	2020	2018	2019	2020
(1)	(2)	(3)	(4)	(5)	(6)	(7)
Mudcrab	30.46	42.49	45.98	13,852.99	20,709.15	24,381.94
Endeavor Prawn	0.62	0.38	0.32	153.72	92.85	85.98
White Shrimp	2.88	2.41	1.76	583.35	545.96	426.78
Grouper	..	..	..	..	..	..
Siganid	..	..	..	..	..	..
Spiny Lobster	2.91	0.79	0.57	8,021.48	2,327.80	616.25
Carp	..	..	..	..	..	..
Catfish	..	..	0.01	..	..	0.50
Gourami	..	..	..	..	..	..
Mudfish	..	..	..	..	..	..
Freshwater Prawn	..	..	..	..	..	..
Others	9.57	4.12	2.55	2,879.57	1,261.88	886.85
Oyster	..	..	..	..	..	..
Mussel	..	..	..	..	..	..
Seaweed	103.28	42.07	28.89	1,683.83	680.81	292.50
<b>Surigao del Sur</b>	<b>11,023.99</b>	<b>10,794.64</b>	<b>11,026.79</b>	<b>407,627.08</b>	<b>461,666.80</b>	<b>390,187.24</b>
Milkfish	1,643.77	2,061.21	1,628.15	190,436.41	247,983.54	186,059.32
Tilapia	104.96	66.34	43.66	10,372.91	6,936.31	4,916.82
Tiger Prawn	123.17	36.58	33.46	44,978.87	14,091.35	8,897.88
Mudcrab	237.58	208.09	212.80	84,567.96	90,381.03	66,381.44
Endeavor Prawn	..	..	..	..	..	..
White Shrimp	0.17	1.54	2.27	14.34	235.91	421.21
Grouper	..	0.07	0.06	..	70.00	21.75
Siganid	..	..	0.88	..	..	188.75
Spiny Lobster	0.02	0.05	0.25	45.00	100.00	425.90
Carp	0.11	..	0.05	10.33	..	5.00
Catfish	..	..	0.02	..	..	2.20
Gourami	..	..	..	..	..	..
Mudfish	..	..	..	..	..	..
Freshwater Prawn	..	..	0.17	..	..	20.40
Others	53.32	53.09	54.83	11,282.71	12,518.16	16,630.00
Oyster	..	0.04	..	..	1.20	..
Mussel	..	..	..	..	..	..
Seaweed	8,860.90	8,367.62	9,050.18	65,918.55	89,349.30	106,216.57

.Data not Available, ..No reported data



Freeman Building, J. C. Aquino Ave., Butuan City 8600

(6385) 2255219 – ORD / (6385) 8152878 – SOCD ● Telefax: (6385) 8154935  
psacaraga\_rssso13@yahoo.com.ph ● www.psa.gov.ph

## TECHNICAL NOTES

The Philippine Statistics Authority (PSA) generates statistics on aquaculture, commercial and municipal fisheries through the four major fisheries surveys. These are the Quarterly Commercial Fisheries Survey (QCFS), Quarterly Municipal Fisheries Survey (QMFS), Quarterly Inland Municipal Fisheries Survey (QIFS) and Quarterly Aquaculture Survey (QAqS).

**Fisheries** – all activities relating to the act or business of fishing, culturing, preserving, processing, marketing, developing, conserving and managing aquatic resources and the fishery areas including the privilege to fish or take aquatic resources thereof (RA 8550).

**Commercial Fisheries** - covers fishing operations that make use of boats of more than three (3) gross tons.

**Marine Municipal Fisheries** - covers fishing operations carried out without the use of boat or the use of a boat of three (3) gross tons or less

**Inland Fisheries** - refers to catching of fish, crustaceans, mollusks and all other aquatic animals and plants in inland water like lakes, rivers, dams, marshes, etc.

**Aquaculture** - covers operations involving all forms of raising and culturing fish and other fishery species in marine, brackish and freshwater under controlled conditions

### Explanatory Notes

1. Unless otherwise indicated, year refers to calendar year.
2. As a rule, figures from source publications were copied to the extent possible. In some instances, however, figures were rounded-off or combined.
3. Figures may not add up to the totals due to rounding-off.

Approved by:



**ROSALINDA CELESTE-APURA, D.M.**

Regional Director

Philippine Statistics Authority - RSSO XIII

Tel. No.: (085) 225-5219/ Telefax No.: (085) 815-4935

Email add: psacaraga\_rss13@yahoo.com



Freeman Building, J. C. Aquino Ave., Butuan City 8600

☎ (6385) 2255219 – ORD / (6385) 8152878 – SOCD ● Telefax: (6385) 8154935  
✉ psacaraga\_rss13@yahoo.com.ph ● www.psa.gov.ph