

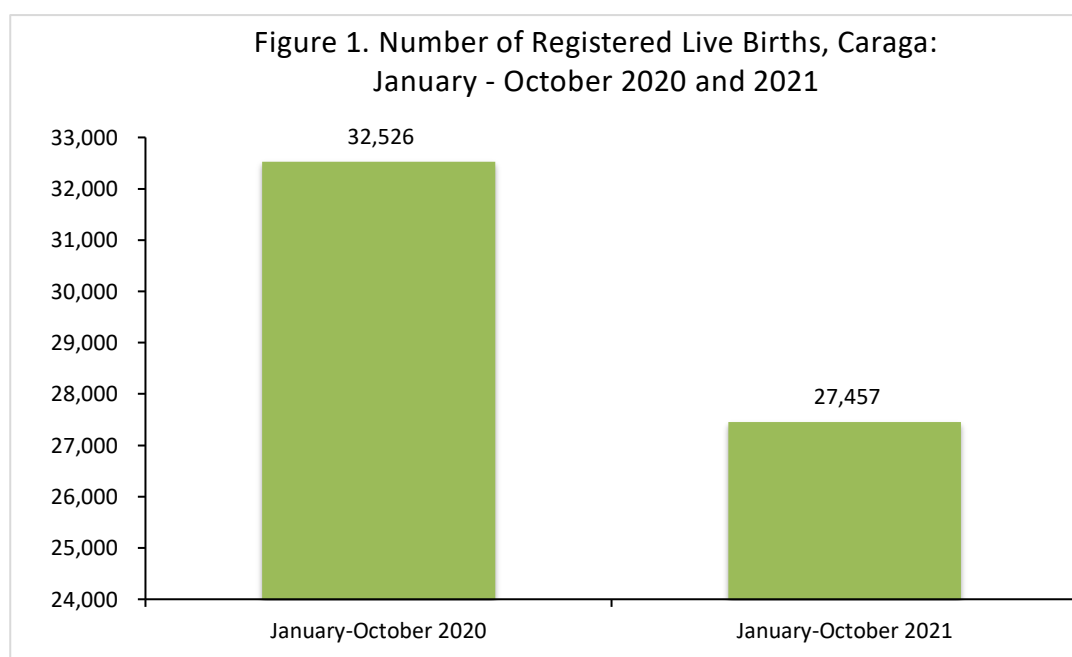
# SPECIAL RELEASE

## Birth Registration Statistics, Caraga: January – October 2020 and 2021

**Date of Release:** 18 March 2022

Reference No. 2022-006

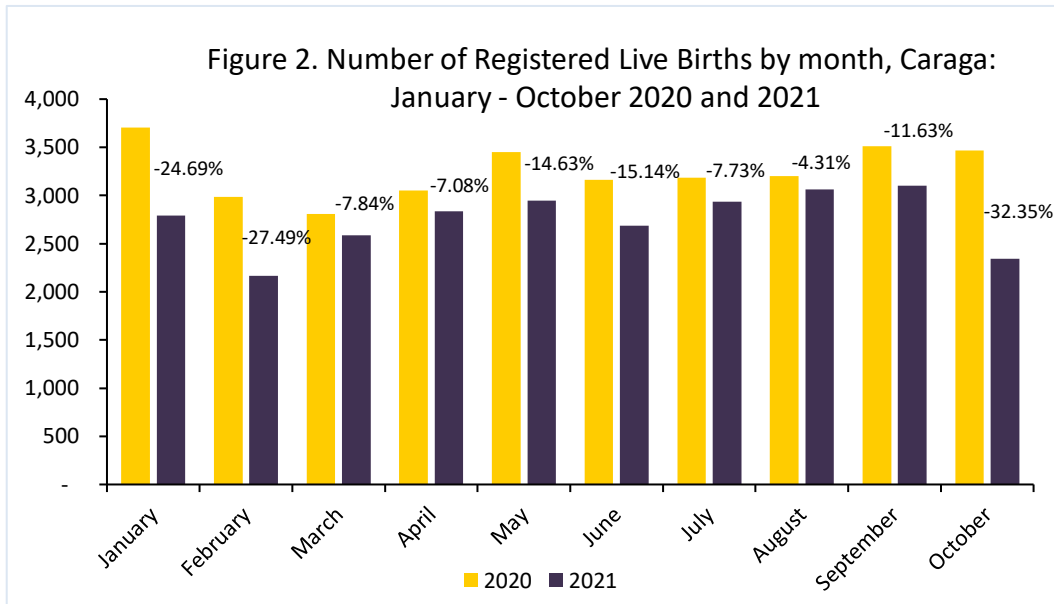
The number of live births accounted in Caraga for the period January – October 2021 registered a total of 27,457. This shows a decrease of 15.58 percent from 32,526 live births in the same period in 2020 as shown in Figure 1.



Source: Philippine Statistics Authority, Vital Statistics Division – Preliminary Result as of 31 December 2021

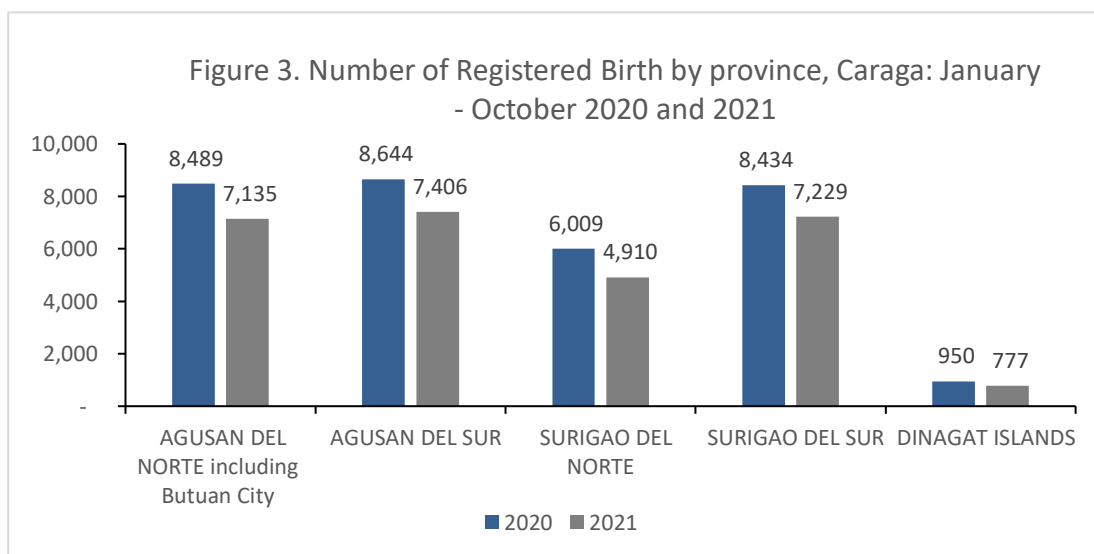
All months under review posted a decrease of registered live births from 2020 to 2021 as shown in Figure 2. The month of October 2021 with 2,344 registered live births recorded the highest decrease with 32.35 percent from 3,465 registered live births in October 2020. It was followed by the month of February 2021 with 2,166 registered live births or decrease of 27.49 percent in the same month of 2020 with 2,987 registered live births.





Source: Philippine Statistics Authority, Vital Statistics Division – Preliminary Result as of 31 December 2021

Figure 3 shows the comparison of registered live births of the provinces in Caraga from January – October 2020 and 2021. All provinces in the region shows a declining record of registered live births from 2020 to 2021. Surigao del Norte recorded the highest decrease of registration with 18.29 percent from 6,009 in 2020 to 4,910 registered live births in 2021. This is closely followed by the Province of Dinagat Islands with 777 registered live births in 2021 or a decrease of 18.21 percent from 950 registered live births in 2020. Meanwhile, Surigao Del Sur recorded the lowest decrease with 8,434 registered live births or a decrease of 14.29 percent from 8,434 registered live births in 2020.



Source: Philippine Statistics Authority, Vital Statistics Division – Preliminary Result as of 31 December 2021

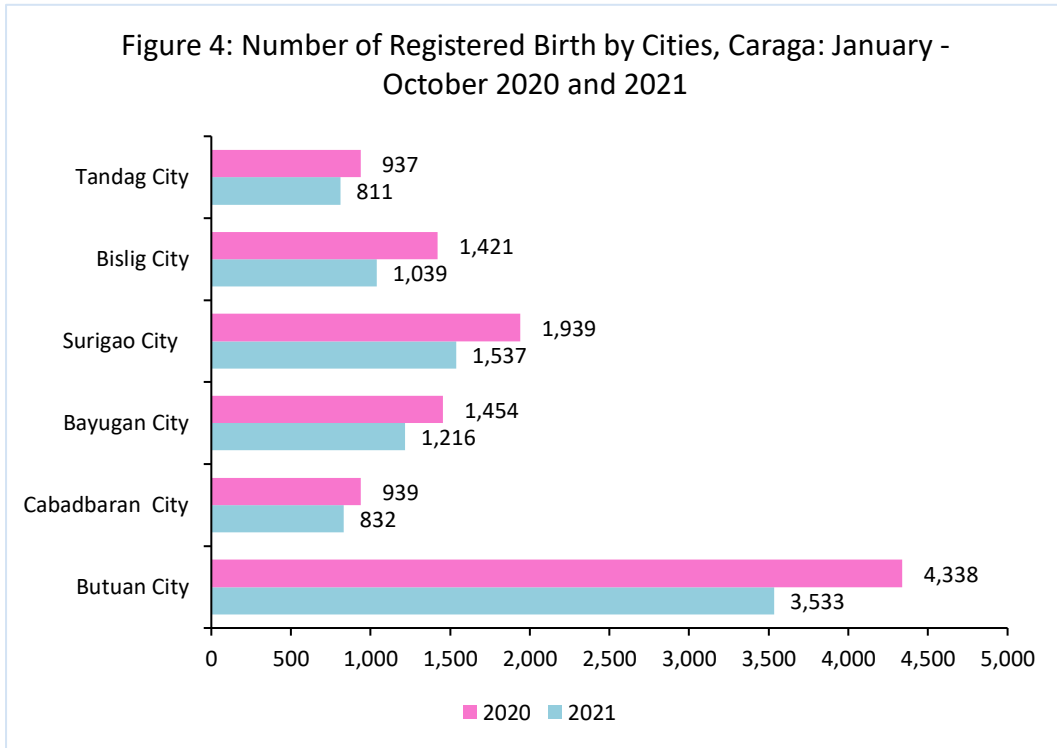


Management System  
ISO 9001:2015  
www.tuv.com  
ID 9108640991



Freeman Building, J. C. Aquino Ave., Butuan City 8600  
(6385) 2255219 – ORD / (6385) 8152878 – SOCD • Telefax: (6385) 8154935  
psacaraga\_rss013@yahoo.com.ph • www.psa.gov.ph

Butuan City recorded the most registered live births among the cities in the region for the same period in review (Figure 4). Tandag City accounted the least registered live births with 811 in 2020 and 937 in 2021, which shows a decline of 15.54 percent.



Source: Philippine Statistics Authority, Vital Statistics Division – Preliminary Result as of 31 December 2021



Management System  
ISO 9001:2015  
www.tuv.com  
ID 9108640991



Freeman Building, J. C. Aquino Ave., Butuan City 8600  
(6385) 2255219 – ORD / (6385) 8152878 – SOCD ● Telefax: (6385) 8154935  
psacaraga\_rss013@yahoo.com.ph ● www.psa.gov.ph

## STATISTICAL TABLES

Table 1. Number and Percent Change of Registered Live Births per Month,  
Caraga: January – October 2020-2021

Month	Jan – Oct 2020	Jan – Oct 2021	Percent Change
January	3,706	2,791	-24.69
February	2,987	2,166	-27.49
March	2,807	2,587	-7.84
April	3,053	2,837	-7.08
May	3,452	2,947	-14.63
June	3,163	2,684	-15.14
July	3,183	2,937	-7.73
August	3,201	3,063	-4.31
September	3,509	3,101	-11.63
October	3,465	2,344	-32.35

*Source: Philippine Statistics Authority, Vital Statistics Division – Preliminary Result as of 31 December 2021*

Table 2. Number and Percent Change of Registered Live Births per  
Province, Caraga: January – October 2020-2021

Province	Jan – Oct 2020	Jan – Oct 2021	Percent Change
Agusan del Norte including Butuan City	8,489	7,135	-15.95
Agusan del Sur	8,644	7,406	-14.32
Surigao del Norte	6,009	4,910	-18.29
Surigao del Sur	8,434	7,229	-14.29
Dinagat Islands	950	777	-18.21

*Source: Philippine Statistics Authority, Vital Statistics Division – Preliminary Result as of 31 December 2021*



Management  
System  
ISO 9001:2015  
[www.tuv.com](http://www.tuv.com)  
ID 9108640991



Freeman Building, J. C. Aquino Ave., Butuan City 8600  
(6385) 225219 – ORD / (6385) 8152878 – SOCD • Telefax: (6385) 8154935  
psacaraga\_rss013@yahoo.com.ph • [www.psa.gov.ph](http://www.psa.gov.ph)

Table 3. Number and Percent Change of Registered Live Births per City, Caraga: January – October 2020-2021

City	Jan – Oct 2020	Jan – Oct 2021	Percent Change
Butuan City	4,338	3,533	-22.79
Cabadbaran City	939	832	-12.86
Bayugan City	1,454	1,216	-19.57
Surigao City	1,939	1,537	-26.15
Bislig City	1,421	1,039	-36.77
Tandag City	937	811	-15.54

Source: Philippine Statistics Authority, Vital Statistics Division – Preliminary Result as of 31 December 2021

### Explanatory Notes

Data on births presented in this release were obtained from the Certificates of Live Birth (Municipal Form No. 102) that were registered at the Office of the City/Municipal Civil Registrars of Caraga Region and forwarded to the Philippine Statistics Authority.

Approved by:

  
**ROSALINDA CELESTE-APURA, D.M.**

Regional Director

Philippine Statistics Authority - RSSO XIII

Tel. No.: (085) 225-5219/ Telefax No.: (085) 815-4935

Email add: psacaraga\_rss013@yahoo.com



Management System  
 ISO 9001:2015  
 www.tuv.com  
 ID 9108640991



Freeman Building, J. C. Aquino Ave., Butuan City 8600

(6385) 2255219 – ORD / (6385) 8152878 – SOCD ● Telefax: (6385) 8154935  
 psacaraga\_rss013@yahoo.com.ph ● www.psa.gov.ph